



**2016 - 2017**  
**MEDIA GUIDE AND**  
**RECORD BOOK**  
**STOCKTON HEAT**

f /AHLHEAT    @AHLHEAT    @AHLHEAT    STOCKTONHEAT.COM





# TABLE OF CONTENTS

## HEAT 2ND SEASON, CALGARY TOP AFFILIATE 36TH SEASON

CLUB DIRECTORY.....	3	2015-16 CALGARY FLAMES.....	184
MEDIA GUIDELINES.....	4	2015-16 ADIRONDACK THUNDER.....	189
OWNERSHIP.....	5	AHL OFFICIATING CREW.....	195
EXECUTIVES.....	7	<b><u>RECORD BOOK.....</u></b>	<b><u>196</u></b>
HOCKEY CLUB PERSONNEL.....	11	BIRMINGHAM BULLS.....	197
HEAT FRONT OFFICE.....	19	OKLAHOMA CITY STARS.....	201
HEAT TEAM HISTORY.....	20	COLORADO FLAMES.....	205
PACIFIC DIVISION HISTORY.....	21	MONCTON GOLDEN FLAMES.....	209
AHL TEAMS.....	22	SALT LAKE GOLDEN EAGLES.....	213
AHL CONFERENCE/DIVISIONAL ALIGNMENT.....	23	SAINT JOHN FLAMES.....	217
2016-17 CALDER CUP FORMAT/NEW RULES.....	25	LOWELL LOCK MONSTERS.....	221
AFFILIATION AGREEMENTS.....	26	OMAHA AK-SAR-BEN KNIGHTS.....	225
AHL DIRECTORY.....	27	QUAD CITY FLAMES.....	229
STOCKTON HEAT ROSTER.....	28	ABBOTSFORD HEAT.....	233
2015-16 RESULTS.....	92	ADIRONDACK FLAMES.....	237
2015-16 NHL CALL-UP LIST.....	94	STOCKTON HEAT.....	241
2015-16 PTO AND ATO CALL-UP LIST.....	96	ALL-TIME LEADERS - AHL.....	245
2015-16 HIGHS AND LOWS.....	98	ALL-TIME LEADERS - NHL.....	247
2015-16 SCORING AND GOALIE SUMMARY.....	101	ALL-TIME CONFIRMED CALL-UPS.....	249
2015-16 GOALS.....	104	ALL-TIME CONFIRMED NHL DEBUTS.....	261
2015-16 PENALTY BREAKDOWN.....	109	CALL-UP & NHL DEBUTS FACT SHEET.....	266
2015-16 GAME-BY-GAME RESULTS.....	111	YEAR-BY-YEAR RECORD.....	267
2015-16 CALDER CUP RESULTS.....	115	ALL-TIME COACHING RECORD.....	268
TEAM BY TEAM.....	116	YEAR-BY-YEAR LEADERS-SKATERS.....	269
BAKERSFIELD CONDORS.....	118	YEAR-BY-YEAR LEADERS-DEFENSEMAN.....	277
CHARLOTTE CHECKERS.....	121	YEAR-BY-YEAR LEADERS-GOALTENDERS.....	285
GRAND RAPIDS GRIFFINS.....	122	ALL-TIME STANLEY CUP WINNERS.....	294
IOWA WILD.....	123	ALL-TIME CALDER CUP WINNERS.....	295
MANITOBA MOOSE.....	126	ALL-TIME OLYMPIC FACT SHEETS.....	297
MILWAUKEE ADMIRALS.....	129	ALL-TIME OLYMPIC STATS.....	298
ONTARIO REIGN.....	130	END OF SEASON AWARDS.....	300
ROCKFORD ICEHOGS.....	133	DRAFT FACT SHEET.....	301
SAN ANTONIO RAMPAGE.....	136	WHERE DO PLAYERS COME FROM-LOCATION.....	302
SAN DIEGO GULLS.....	139	WHERE DO PLAYERS COME FROM-AMATEURS.....	306
SAN JOSE BARRACUDA.....	142	ALL-TIME AFFILIATE ROSTER.....	311
TEXAS STARS.....	145	CALIFORNIA FACT SHEET.....	328
TUCSON ROAD RUNNERS.....	148	SINGLE-SEASON MILESTONES.....	329
HEAT TEAM RECORDS.....	149	PLAYER OF THE MONTH/WEEK.....	330
HEAT ALL-TIME LISTS.....	150	TEAM AND INDIVIDUAL AWARDS.....	331
HEAT ALL-TIME ROSTER.....	153	HOCKEY HALL OF FAME MEMBERS.....	332
HEAT ALL-TIME TEAM RECORDS.....	155	2016-17 STOCKTON HEAT SEASON SCHEDULE.....	334
HEAT ALL-TIME INDIVIDUAL RECORDS.....	157		
SPECIAL HEAT EVENTS.....	158		
HOME OPENER.....	159		
HOT PINK.....	161		
TEDDY BEAR TOSS.....	163		
EASY BEING GREEN.....	166		
MILITARY APPRECIATION.....	168		
HEAT TEAM FIRSTS.....	170		
ALL-STAR GAME AND LEAGUE AWARDS.....	173		
CALGARY FLAMES DRAFT HISTORY.....	176		

**EDITORS:** BRANDON KISKER & DUSTIN COWELL  
**RESEARCH:** BRANDON KISKER & DUSTIN COWELL  
**GRAPHIC DESIGN:** BRANDON KISKER

Special thanks to the Calgary Flames PR Staff - Peter Hanlon, Sean Kelso, Greger Buer & Kelsey McCay and Flames Digital Content Producer Torie Peterson. The Stockton Heat Media Guide & Record Book is published by the Stockton Heat Hockey Club.

Copyright 2016 Stockton Heat Hockey Club. All rights reserved.



# CLUB DIRECTORY

## OWNERS

N. Murray Edwards (Chairman), Alvin G. Libin,  
Allan P. Markin, Jeff McCaig, Clayton H. Riddell

## FLAMES EXECUTIVE

President & Chief Executive Officer.....Ken King  
Chief Operating Officer.....John Bean  
Chief Financial Officer.....Cameron Olson  
President Hockey Operations.....Brian Burke  
General Manager.....Brad Treiving  
Assistant GM.....Craig Conroy  
Assistant GM.....Brad Pascall

## HEAT EXECUTIVE

Board of Governor.....Brian Burke  
Team President.....Dave Picuch

## FLAMES HOCKEY OPERATIONS

Director, Hockey Administration.....Mike Burke  
Director, Player Development.....Ron Sutter  
Director, Player Development.....Ray Edwards  
Director, Amateur Scouting.....Tod Button  
Director, Hockey Analytics.....Chris Snow  
Head Coach.....Glen Gulutzan  
Assistant Coach.....Dave Cameron  
.....Martin Gelinias, Paul Jerrard  
Assistant Coach, Video.....Jamie Pringle  
Goaltending Coach.....Jordan Sigalet  
Strength & Conditioning Coach.....Ryan van Asten  
Team Services Manager.....Sean O'Brien  
Pro Scouts.....Steve Leach, Derek MacKinnon,  
.....Don Maloney, Steve Pleau  
Director, Amateur Scouting.....Tod Button  
Amateur Scouts.....Frank Anzalone (NCAA), Jim Cummins  
(USHL), Terry Doran (OHL), Ari Haanpaa (Europe), Bobbie  
Hagelin (Europe), Corey Krakower (QMJHL),  
Bob MacMillan (QMJHL), Allister MacNeil (WHL), Brad  
McEwen (WHL), Fred Parker (OHL), Petri Skriko (Europe),  
Eric Soltys (New England), Luke Strand (USHL), Rob Sumner  
(WHL), Ritchie Thibeau (QMJHL)  
Head Athletic Therapist.....Kent Kobelka  
Assistant Athletic Therapist.....Mike Gudmundson  
Equipment Manager.....Mark DePasquale  
Assistant Equipment Manager.....Corey Osmak  
Manager, Team Services.....Sean O'Brien

## HEAT HOCKEY OPERATIONS

Head Coach.....Ryan Huska  
Assistant Coach.....Todd Gill  
.....Domenic Pittis  
Goaltending Development Coach.....Colin Zulianello  
Strength & Conditioning Coach.....Alan Selby  
Equipment Manager.....Peter Bureaux  
Assistant Equipment Manager.....Luke Eichas  
Head Athletic Trainer.....Marc Paquet  
Video Analyst & Team Services Mgr.....Adam Berger

## FLAMES COMMUNICATIONS

VP, Communications.....Peter Hanlon  
Dir., Communications & Media Relations.....Sean Kelso  
Coordinator, Public Relations.....Greger Buer  
Communications Assistant.....Kelsey McCay

## HEAT COMMUNICATIONS

Director, Broadcasting & Media Relations.....Brandon Kisker  
Mgr, Marketing.....Dustin Cowell

## HEAT ADMINISTRATION

Dir., Finance & Administration.....Tess Jaurigue

## HEAT OPERATIONS | SALES

VP, Ticket Sales .....Jason Camp  
Dir., Corporate Sponsorships.....Clint Eastman  
Dir, Game Operations.....Casey Rusnak  
Mgr, Community Relations.....Lauren Nakashima  
Mgr, Group Sales.....Rachel Kisker  
Corporate Partnership Account Executive.....Mark Hicks  
Account Executive.....Dan Beauchamp  
Ali Lardner  
Nick Minor  
Mgr, Merchandise.....Rob Cvetan  
Outside Sales.....Kirk Goodman

## STOCKTON ARENA STAFF

General Manager.....Kendra Clark  
Dir., Booking & Business Development.....Jim Johnson  
Dir., Operations.....Cody Galapp  
Human Resources Manager.....Celeste Tabarez  
Mgr, Premium Seating.....Crystal Huante  
Senior Mgr., Operations.....David Crawford  
Operations Supervisor.....Joey Cook  
Mgr., Tech Services.....Jay Lizotte  
Production Coordinator.....Scott McKay  
Mgr., Information Technology.....Matt Gilmore  
Mgr., Marketing.....Cassie Gause  
Marketing & Administrative Assistant.....Alix Marshall

## OAK PARK ICE ARENA STAFF

Operations Supervisor.....Dayv Glusing  
Operations Manager.....Derek Eisler

## ADIRONDACK HOCKEY OPERATIONS

Head Coach.....Cail MacLean  
Assistant Coach.....Alex Loh  
Athletic Therapist & Strength Coach.....Howard Theberge  
Head Equipment Manager.....Brian Sersch

## ADIRONDACK THUNDER STAFF

President.....Brian Petrovek  
Dir., Communications & Community Relations.....Zach Dooley  
Dir., Ticket Sales & Services.....Sean Driscoll  
Dir., Corporate Sales & Broadcasting.....Cameron Close  
Dir., Game Operations.....Bryan Florkiewicz  
Ast. Dir., Corporate Sales & Merchandising.....Will MacIver  
Corporate Sales.....Tadd Sipowicz  
Mgr., Group Sales.....Matt Latorre



# MEDIA GUIDELINES



**BRANDON KISKER**  
DIRECTOR, BROADCAST & MEDIA  
RELATIONS



**DUSTIN COWELL**  
MANAGER, MARKETING

## Regular Season Practice Access

- There will be media availability after every practice. For those interested in attending a practice, please alert the media relations department 24 hours in advance.
- Standard practice time will be at 10:15 a.m. and game day morning skates will be at 10 a.m. Please note practice times may vary. We will make every effort to inform you in the event of a schedule change.
- The dressing room will remain closed before and during practice. When the dressing room door is closed, access is not permitted.
- At practice sites, the media shall be allowed entry to Club dressing rooms no later than 10 minutes after the first regular player who has participated in the entire practice leaves the ice. There shall be a 30-minute general media access period, calculated from the moment access first is granted, during which the dressing room will be open.
- All players are to be available during the 30-minute general access period. If, after a reasonable time, the Media Relations staff determines there is no media interest in a particular player, that player may be excused.

## Game Day and Post-Game

- On request, players will be available to the media up to 90-minutes prior to game time. Preferably, media interviews should be conducted following the morning skate.
- After games, the media shall be allowed entry to Club dressing rooms no later than 10 minutes after the ice has been cleared of all playing, officiating and coaching personnel.
- Ryan Huska will be available within 15-25 minutes of the conclusion of the game in the media room.
- Please request credentials 24 hours in advance of the game to which you have been assigned to cover. In the case of season-credentialed media, please inform us, when possible, if you are not attending a particular game.

## Media Website

- StocktonHeat.com/media is the one-stop hub for all things for media covering the Stockton Heat.
- Credentials can be requested for any Stockton Heat game by logging onto the site and requesting a credential. Requesting on the media website does not guarantee a credential. If your request was granted, you will receive a confirmation email from a Heat media relations staff member.
- Press releases, highlights, game day material and seasonal resources will be posted and kept up to date on this website.

## Press Box Information

- For best internet service, media are encouraged to bring an Ethernet cord to hard-line into the internet. If you have forgotten an Ethernet cord, one can be provided to you by asking Dustin Cowell. Please return them after the game to any Heat media staff member.
- A personalized media placard will be placed at press row indicating your seating assignment. Press row is located above Section 118 near the Zamboni entrance. Seats are assigned prior to the game.
- Telephone access is available at press row for local calls only. Please use cellular devices for any long distance calls.

## Credentials

- Media are expected to conduct themselves in a professional manner. Violators can have their credential revoked at any time.

**Phone:** 209.373.1524

**Twitter:** @kiskerbc & @dustin\_cowell

**Email:** bkisker@stocktonheat.com  
dcowell@stocktonheat.com

**Websites:** stocktonheat.com  
stocktonheat.com/media  
stats.theahl.com/media



# OWNERSHIP



**N. MURRAY EDWARDS**

N. Murray Edwards is owner and president of Edco Financial Holdings Ltd., a merchant banker since 1988. He is a leading investor in, and managing director and chairman of, numerous publicly traded companies including Canadian Natural Resources Limited, and Ensign Energy Services Inc. Today, these companies employ over 25,000 individuals. He is also a chairman, director and co-owner of the Calgary Flames Hockey Club.

Mr. Edwards graduated with a Bachelor of Commerce from the University of Saskatchewan with Great Distinction and a Bachelor of Laws with Honours from the University of Toronto. After moving to Calgary in 1983, he became a lawyer and later a partner with Burnet, Duckworth & Palmer, a Calgary-based law firm.

At the community level, Mr. Edwards is a member of the Canadian Council of Chief Executives and on the board of directors of the C.D. Howe Institute.



**ALVIN G. LIBIN**

Alvin G. Libin is a native Calgarian with business interests in real estate, oil and gas, and financial services. Mr. Libin is the president and chief executive officer of Balmon Investments Ltd., a private management services and investment company. He has a strong commitment to the city of Calgary, and to the province of Alberta, and has provided leadership in various volunteer positions.

In 2003, Mr. Libin and his wife Mona, through the Alvin and Mona Libin Foundation, established the Libin Cardiovascular Institute of Alberta in partnership with the University of Calgary and Alberta Health Services. Its mission is to provide world-class cardiovascular healthcare, education and research for southern Alberta. He is past chairman of the Alberta Ingenuity Fund, a foundation created by the Government of Alberta to stimulate and support science and engineering research for the benefit of Albertans. He also serves as a director of several corporate and community boards. Mr. Libin is an Officer of the Order of Canada and holds an Honourary Doctorate of Laws from the University of Calgary. He was inducted into the Alberta Order of Excellence in 2004.



**CLAYTON H. RIDDELL**

Clayton H. Riddell was introduced as a new member of the Calgary Flames ownership group on August 29, 2003. His participation, combined with the ongoing commitment of the existing owners of the team and the community, provides strength, continuity and stability to the organization.

Mr. Riddell graduated from the University of Manitoba with a Bachelor of Science, Honours degree in Geology. In May 2004, he received an Honourary Doctorate of Science from the University of Manitoba. Mr. Riddell has been the chairman of the board and chief executive officer of Paramount Resources Ltd., a publicly traded oil and gas company since 1978. He is chairman of the board of Perpetual Energy Inc. and Trilogy Energy Corp.

Mr. Riddell is past president of the Canadian Society of Petroleum Geologists and past chair of the Canadian Association of Petroleum Producers. Mr. Riddell is associated with several other profit and non-profit organizations. He is chair for the Shaw Charity Classic, the PGA Champions Tour golf event which staged its inaugural event in 2013. He has been a resident of Calgary for many years.



# OWNERSHIP



**ALLAN P. MARKIN**

Allan P. Markin is a native Calgarian, and longtime philanthropist. Presently Mr. Markin is a major supporter of the Alberta Project Promoting active Living & Healthy Eating in Schools (APPLE Schools) program. The project has expanded since inception, and is now running in 51 Northern Alberta schools, serving urban and rural schools, including First Nations schools. In 2012 Mr. Markin committed to enhancing the APPLE Schools program by integrating principles set out in the “FranklinCovey” Leader in Me program into existing APPLE Schools. The gift will also allow the School of Public Health to evaluate the impact of Leader in Me on children’s physical activity, eating habits and leadership skills. In recognition of his tremendous support of education, Mr. Markin has received honorary degrees from the Universities of Alberta, Calgary, Lethbridge and St. Francis Xavier. Mr. Markin is a Founder of St. Mary’s University and was bestowed an honorary fellowship from St. Mary’s University in 2004. In accepting The Fraser Institute’s T. Patrick Boyle Founder Award in 2010, Mr. Markin spoke of individual value and personal responsibility.

The Mayor of the City of Calgary bestowed him with the Citizen of the Year award for 2004 and he received the Alberta Centennial Medal in 2005. In July 2008, Mr. Markin was appointed as an Officer of the Order of Canada by the Governor General. He received The Alberta Order of Excellence in October 2008. In the fall of 2009, he was inducted into the Calgary Business Hall of Fame. In March 2012, Mr. Markin was recognized as the Canadian Business Leader of the Year Award by the Alberta School of Business of the University of Alberta. In the summer of 2012 Mr. Markin was presented with the Queen Elizabeth II Diamond Jubilee Medal.

Another major benefactor of Mr. Markin’s philanthropy has been health. He created the Pure North S’Energy Foundation, an innovative health program focused on primary prevention disease and research-based nutritional supplements. To date, Pure North had over 34,000 registered participants from a broad cross-section of backgrounds, with a special focus on seniors, the vulnerable, fire and flood victims, urban, and Aboriginal populations, including many communities in northern Canada. The main focus is supplying vital nutrients, and reducing heavy metal toxicity, to prevent chronic illness. The program helps people feel better and live longer.

Although diversified, Mr. Markin’s main philanthropic objective is to enhance education tied to health and wellness.



**JEFFREY J. MCCAIG**

Jeffrey J. McCaig is chairman and chief executive officer of the Trimac Transportation group of companies. Trimac is the largest provider of bulk trucking services in North America and also provides complementary logistics services, including transload facility operations, distribution management, and freight brokerage.

Mr. McCaig has been with the Trimac Group of companies since August 1983. He became president of Trimac Corporation in May 1990 and chief executive officer in July 1994. Prior to joining Trimac in 1983, Mr. McCaig practiced law in Calgary, first as an associate of MacKimmie Matthews, then through Jeffrey J. McCaig Professional Corporation, focusing on corporate financing and securities. He continues to be a member of the Law Society of Alberta.

In addition to being a director and chairing the boards of the Trimac Group of companies, Mr. McCaig is a director of Potash Corporation of Saskatchewan. He is also a director and chairman of Bantrel Company, an engineering, procurement and construction company in the energy sector, and a director and co-owner of the Calgary Flames Hockey Club. Mr. McCaig also serves as chairman of the Flames Foundation for Life.

Mr. McCaig is a member of several Canadian and American industry associations relating to the trucking industry and is past chairman of the National Tank Truck Carriers Association in Washington, DC.

He obtained his undergraduate degree in Economics from Harvard; his law degree from Osgoode Hall Law School in Toronto, Canada; and his Master of Science in Management degree from the Sloan Program, Stanford University.

Mr. McCaig is married with three grown children and resides in Calgary, as well as Houston, Texas.



# PRESIDENT & CHIEF EXECUTIVE OFFICER



**KEN M. KING**

Adding value for season ticket holders and game-day fans at every Flames home game is always top of mind for the President and Chief Executive Officer of the Calgary Sports and Entertainment Corporation; the company that encompasses the NHL Calgary Flames, the farm-team American Hockey League Stockton Heat (Stockton, CA), the ECHL Adirondack Thunder (Glens Falls, NY) the Western Hockey League Calgary Hitmen, the Canadian Football League Calgary Stampeders and the National Lacrosse League Calgary Roughnecks.

Like you, Ken King has an overwhelming obsession for sports. And his aspiration every season is to raise the bar another notch to reward devoted ticket holders with the best possible entertainment package in the NHL. He is grateful for long-term fan loyalty and passion surrounding the regular season. He's also proud to have watched fans enjoy the party atmosphere of playoff runs for the Stanley Cup.

King is quick to point out that managing professional sports is as much a team effort in the office as on the ice. "We have an awesome group of dedicated people ensuring everyone has a great experience".

King is a strong believer in contributing to the community and, above all, consideration for others. His current community involvement spans numerous organizations, including chairman, TELUS Community Board, the Calgary Sport Tourism Authority, the Calgary Exhibition & Stampede, Borden Ladner Gervais CIAU Athlete of the Year Awards Committee and the Rotary Club of Calgary. Previous support and commitment involved the past co-chair of REACH (a \$300 million medical fundraising initiative), the Calgary Committee to End Homelessness, Calgary Prostate Cancer Centre, Calgary Philharmonic Society, No Ka Oi Ranch Foundation and past chairman of the Calgary Chamber of Commerce.

In 2005, King received an Alberta Centennial Medal for outstanding contributions to the province of Alberta. Other awards include the Queen's Diamond and Golden Jubilee Medals for community service and the commemorative medal for the 125th Anniversary of the Confederation of Canada. In 1991, he was honoured as B'Nai Brith Man of the Year. King received an honorary doctorate degree from the University of Calgary in 2012 and an honorary degree from Mount Royal University in 2014.


Born and raised in Hanley, Saskatchewan, King launched a 30-year career in the newspaper business that included senior executive positions in Canada's leading newspapers including president and publisher of the Calgary Sun and Calgary Herald. During his newspaper career in Calgary, King was acknowledged for his innovative marketing, establishment of healthy corporate relationships, spirited community leadership and appreciable growth for the newspapers.

King is an avid but mediocre golfer and like many other Albertans, shares a passion for horses. Most often he stays in the saddle, but not always. He and his wife, Marilyn, have two daughters and they are proud grandparents to Amanda's twin boys and Jocelin's son and daughter.

King serves as Alternate Governor of the NHL, Chairman and Governor of the CFL Calgary Stampeders and Governor of the WHL Calgary Hitmen.



# PRESIDENT HOCKEY OPERATIONS



**BRIAN P. BURKE**

Brian Burke joined the Calgary Flames Hockey Club on September 5, 2013 in the newly created role, President of Hockey Operations. He is responsible for overseeing all hockey operations for the Flames organization. Burke brings over 21 years of National Hockey League experience in various roles to the franchise. In 1,145 games as a general manager in Hartford (84 games: 1992-93), Vancouver (492 games: 1998-99 to 2003-04), Anaheim (263 games: 2005-06 to 2008-09) and Toronto (306 games: 2008-09 to 2012-13), Burke has accumulated a record of 521-449-74-101. Additionally, he worked in the NHL front office for five years as executive vice-president and director of hockey operations, under Commissioner Gary Bettman.

Prior to assuming his current position in Calgary, Burke was president and general manager of the Toronto Maple Leafs, a title he assumed on November 29, 2008 becoming the 13th general manager in Maple Leafs history. He parted ways with the Leafs on January 9, 2013 and became a pro scout and consultant with the Anaheim Ducks.

As executive vice-president and general manager of the Anaheim Ducks from 2005 to 2008, Burke guided the Ducks to their first Stanley Cup in 2007, first Pacific Division title (2007), and first two 100+ point seasons (2006-07 and 2007-08). He was ranked No. 1 by The Hockey News in the magazine's Annual GM Rankings in March of 2008, and was a finalist for The Hockey News Executive of the Year in 2006. Burke was also named the Sporting News Executive of the Year in 2001, and was a runner-up for the same award following the 2005-06 season.

Since the 2000-01 season, Burke's teams have qualified for the Stanley Cup playoffs seven times, playing in 13 total post-season series. In addition, those seven teams recorded at least 90+ points, including four 100-point seasons.

In March 2012, Burke was appointed to the Hockey Hall of Fame's Selection Committee. He is also an original member of the US Men's National Team Advisory Group that was formed in 2007 to assist USA Hockey with the selection of players and staff of Men's National Teams, including the Olympics. He served as the general manager of the 2010 US Olympic Hockey Team, which won a silver medal at the 2010 Winter Olympic Games in Vancouver, and was general manager of the US World Championship teams in 1993, 2009 and 2010. On August 7, 2008, Burke was recognized for his outstanding service to hockey in the United States when he was named the recipient of the 2008 Lester Patrick Award.

Away from the rink, Burke is well-known for his work within the community. He is a vocal activist against homophobia in sports, a strong supporter of first response personnel and military service members, an environmentalist and a humanitarian. His most recent appointment was to the Board of Directors for Rugby Canada. A sport he fondly has referred to as his "second favourite sport."

In honour of his homosexual son Brendan who passed away, Burke has been a spokesperson for the 'You Can Play' project since it was co-founded by his son Patrick in 2011. At the time of his death, Brendan was a hockey operations assistant at Miami University. 'You Can Play' is dedicated to ensuring equality, respect and safety for all athletes, without regard to sexual orientation. Burke has also marched in numerous Toronto Pride Parades in Brendan's memory and has candidly spoken out against homophobia and bullying. Alongside several city councillors and representatives of the group PFLAG Canada, he helped raise the Pride flag outside Toronto's City Hall in May 2011. Burke is also a member of Egale, Canada's largest lesbian, gay, bisexual and transgender (LGBT) human rights organization.





# PRESIDENT HOCKEY OPERATIONS (CONTINUED)



**BRIAN P. BURKE**

In April 2011, Burke was named Youth Role Model of the Year by Jer's Vision given to a community leader dedicated to fighting homophobia and bullying. Jer's Vision is Canada's youth diversity initiative, which works to address bullying, homophobia, transphobia and discrimination of all kinds in schools and youth communities. Burke also received the Straight Ally Legacy Award from the Federation of Gay Games (FGG) in October 2011, PFLAG Toronto's Ally Award in January 2012, and was honoured by Courage Campaign Institute with a Spirit of Courage Award in September 2012 for his continuing work and dedication in the LGBT community. In 2010, USA Hockey created the 'Brendan Burke Internship,' which is an annual internship for a recent college graduate interested in pursuing hockey operations as a career.

Burke is a devoted supporter of Police Services and was given honorary Police Chief status in Toronto in April 2012. In November 2011, he purchased and donated a horse named Moose to Toronto's Mounted Police Unit in memory of his late son Brendan, who shared the same nickname.

In May 2011, Burke and the Honourable John P. Manley, President and CEO, of the Canadian Council of Chief Executives, were presented with the Easter Seals Toronto's Tribute Award for lending support to kids with physical disabilities and for excellence in business and community service.

Burke is also heavily involved with the military, visiting bases within Canada, the United States and Afghanistan. He has been associated with the Wounded Warrior Project since 2003, which honours and empowers wounded warriors. The program raises awareness and enlists the public's aid for the needs of injured service members, helps injured servicemen and women aid and assist each other, and provides unique, direct programs and services to meet their needs.

At the 2010 Olympics, Burke and a volunteer group called Operation Homefront paired each of the 23 hockey players on Team USA with service members wounded in Iraq or Afghanistan. He felt the players would have extra pride and motivation to not only be representing their country, but an American war hero wounded in battle.

Burke is an avid supporter of many philanthropic organizations, devoting time and making numerous donations to each. Some of these organizations include: Ducks Unlimited Canada (DUC), a registered charity that partners with government, industry, non-profit organizations and landowners to conserve wetlands that are critical to waterfowl, wildlife and the environment; the Canadian Safe School Network (CSSN), a national, not-for-profit, registered charitable organization with a mandate to reduce youth violence and make our schools and communities safer; Big Brothers Big Sisters of Canada, who commit to Canada's young people to be leaders in providing them with the highest quality, volunteer-based mentoring programs; Special Olympics which provides year-round sports training and athletic competition in a variety of Olympic-type sports for children and adults with intellectual disabilities; and Kids, Cops & Computers Merry-Go-Round Children's Foundation which enables financially disadvantaged students to achieve excellence in their academic and personal pursuits by providing them with brand-new computers and police mentorship.

Burke took part in the 2012 Sleep Out for Homeless Kids, helping raise awareness and funds for Covenant House. He also attended the official launch of the 2012 Shoppers Drug Mart Tree of Life Campaign in support of Toronto East General Hospital, was an honoured guest at the 2012 CAMH Healthy Minds dinner to raise awareness for mental health, and supported the Rick Hansen 25th Anniversary Relay in 2011 to raise awareness and commemorate Hansen's Man in Motion World Tour commencing its historic cross-Canada journey.

Born in Providence, Rhode Island but raised in Edina, Minnesota, Burke is a graduate of Providence College. While attending Providence, he played for the Friars Division-I hockey team. As a professional he played in the AHL, capturing the Calder Cup with the Maine Mariners in 1978. After one year in the AHL, Burke attended Harvard Law School, graduating in 1981.



# HEAT EXECUTIVES



**DAVE PIECUCH**

## TEAM PRESIDENT

---

Dave Piecuch is the Stockton Heat's team president, tasked with overseeing day-to-day operations and ensuring a healthy future of hockey in the Stockton community.

Previously, he served as Vice President of Sales with the Thunder from the team's inaugural season in 2005 until January 2013. He was awarded the 2008 and 2011 ECHL Ticket Sales Executive of the Year along with leading the Thunder sales staff to the ECHL Ticket Sales Department of the Year awards in 2006 and 2010. During his tenure, the club led the ECHL in attendance for four consecutive seasons with an average of well over 6,000 fans per game each year. He returned to the Thunder to become the team's third ever Team President in Summer 2014.

During his first season as Team President, Piecuch helped oversee the team's transfer in ownership as well as league when the Calgary Sports and Entertainment group purchased the Thunder on January 29, 2015 and announced that the new team, the Stockton Heat, would play in the AHL during the 2015-16 season.

Piecuch served as Vice President of the Adirondack Frostbite in Glens Falls, NY from 2002 to 2005 and as a Sales Manager with the Coach USA Center and Elmira Jackals in Elmira, NY from 2000-2002. He graduated from Fredonia State University with a Bachelor of Science in Business Administration & Marketing in 1998.



# HOCKEY CLUB PERSONNEL



**BRAD TRELIVING**

## GENERAL MANAGER

---

Brad Treliving joined the Calgary Flames organization on April 28, 2014 and is serving as the franchise's seventh General Manager. In his position with Calgary, Treliving reports directly to President of Hockey Operations Brian Burke. He is responsible for all team personnel decisions, both players and staff; manages the amateur and pro scouting staffs; as well as other administrative duties required of the general manager. He is also responsible for all player personnel assignments with Flames' minor league affiliates.

Treliving served as the vice-president of hockey operations and assistant general manager with the Phoenix Coyotes for seven seasons prior to coming to Calgary. With Phoenix, Treliving worked closely with General Manager Don Maloney on the day-to-day administration of the Coyotes' hockey operations. Treliving also served as general manager of the club's American Hockey League affiliate, the Portland Pirates.

Prior to his role with the Coyotes, Treliving served as the president of the Central Hockey League (CHL) for seven years. During his tenure, he guided the CHL to remarkable growth and development including numerous successful expansion franchises. In 1996 Treliving co-founded the Western Professional Hockey League (WPHL) and served as the league's vice-president and director of hockey operations for five seasons. The native of Penticton, BC played an integral role in the merger of the WPHL and the CHL in May 2001 upon which he began his tenure as president of the league. Prior to his front office career, Treliving played five seasons of professional hockey from 1990-91 to 1994-95 in the IHL, the AHL and the ECHL. A defenceman, Treliving registered 17 goals and 85 assists for 102 points and 811 penalty minutes in 243 games in the ECHL. As a junior, the Penticton, BC native, played in both the BCJHL and two years in the WHL.

Treliving and his wife Julie have two daughters, Ryann and Reese, and now resides in Calgary.



**CRAIG CONROY**

## ASSISTANT GENERAL MANAGER

---

Craig Conroy is in his third season as the assistant general manager after three seasons as the special assistant to general manager. Conroy started his illustrious career at Clarkson University in his hometown of Potsdam, NY, before being drafted by the Montreal Canadiens in the 6th round (123rd overall) of the 1990 NHL Entry Draft. He finished his four years at Clarkson followed by three years split between Montreal and Fredericton.

At the start of the 1996 season, Conroy was traded to the St. Louis Blues where he spent the next five years of his career before being traded to the Calgary Flames in March of 2001. During the 2001-02 season, he scored a career high 75 points, helping Jarome Iginla reach the 50-goal plateau for the first time in his career. Conroy continued to produce offensively and was a major contributor in the team's 2004 Stanley Cup Playoffs run.

After signing with Los Angeles during the summer of 2004, Conroy returned to the Flames on January 30, 2007. During his career, he amassed a total of 1,009 games with 507 of those games being played in a Flames uniform. On October 28, 2010, he celebrated his 1000th career game in front of the hometown fans at the Scotiabank Saddledome before retiring from the NHL in February of 2011 after 17 seasons spent with Montreal, St. Louis, Los Angeles and Calgary. During his career he recorded 542 points including 182 goals while notching another 30 points in 81 playoff games.

Conroy and his wife Jessie have three daughters, Taylor, Sophia and Sydney.



## HOCKEY CLUB PERSONNEL (CONTINUED)



**BRAD PASCALL**

### **ASSISTANT GENERAL MANAGER**

Brad Pascall joined the Calgary Flames organization on June 6, 2014 after serving as the vice-president of hockey operations of men's national teams with Hockey Canada since 2010. Along with his duties for the Flames, Pascall serves as the General Manager of the team's AHL affiliate, the Stockton Heat.

Pascall brings an abundance of international hockey experience and gold medal successes as he has worked in various capacities with Hockey Canada for the past 18 years. He served as Hockey Canada's senior director of men's national teams from 2006 to 2010 and was the senior director of communications from 1998 to 2009.

Among his achievements, Pascall played an instrumental role, as part of the management group, for Canada's gold medal Men's Olympic Team at the 2014 Olympic Winter Games in Sochi, Russia. Four years earlier, he collected gold with the Men's Olympic Team at the 2010 Olympic Winter Games in Vancouver. He has also been a member of team operations and assistant general manager for Canada at the IIHF World Championship in 2011, 2012, 2013 and 2014 and directed and led Canada's National Junior Team to gold medals at the 2007, 2008 and 2009 IIHF World Junior Championships and a silver medal in 2010. Pascall's gold medal collection also includes the Canada/Russia Super Series in the summer of 2007 and with Canada's National Men's Summer Under-18 Team at the 2006, 2012 and 2013 Ivan Hlinka events.

Prior to advancing to the lead position with hockey operations, Pascall led the media relations for Canada's national teams (men's and women's) at the 2002 and 2006 Olympic Winter Games, the 2004 World Cup of Hockey, eight IIHF World Championships, four IIHF World Junior Championships and two IIHF World Women's Championships and was coordinator of media relations for Canada at the 1996 World Cup of Hockey.

Drafted by the Buffalo Sabres in the fifth round (103rd overall) of the 1990 NHL Entry Draft, Pascall played two seasons in the AHL with Rochester and two seasons in the ECHL with South Carolina and Birmingham after four seasons (1988-92) at the University of North Dakota.



# HOCKEY CLUB PERSONNEL (CONTINUED)



**RYAN HUSKA**

## HEAD COACH

Huska, a native of Cranbrook, British Columbia, is coming off his second season as a professional hockey coach after spending his previous 12 seasons with the Kelowna Rockets, serving five seasons as an assistant coach and seven seasons as their head coach. He played his junior hockey with the Kamloops Blazers before being drafted by the Chicago Blackhawks in the third round (76th overall) in the 1993 NHL Draft. He played over 300 professional games in the AHL and the IHL with Indianapolis, Lowell and Springfield.

Huska is one of the most decorated junior hockey men in Canada with four Memorial Cup championship rings to his name, three times as a player with the Kamloops Blazers (1992, 1994 and 1995) and once as an assistant coach with the Kelowna Rockets (2004). His three cups won as a player is tied for most all-time with former Kamloops teammates Darcy Tucker and Tyson Nash along with Robert Savard (Cornwall).

He has been to the Memorial Cup an additional three times, in 2003 and 2005 as an assistant coach with the Rockets and won the WHL Championship but lost in the Memorial Cup finals in 2009 as the head coach. Internationally, he has captured a bronze and a silver medal as an assistant coach with Team Canada at the World Junior Hockey Championships.

In his second season with the organization, Huska has gone 67-65-2-10, finishing fourth in the North Division and 12th in the Western Conference in 2014-15 and fifth in the Pacific Division and 11th in the West in 2015-16. Huska oversaw 17 players play in the NHL and the AHL during each of his first two seasons at the helm of an American Hockey League team.

## RYAN HUSKA'S COACHING RECORD

Season	Team	LGE	Type	GP	W	L	T	OTL	PCT	Result
2002-03	Kelowna Rockets	WHL	Assistant							
2003-04	Kelowna Rockets	WHL	Assistant							
2004-05	Kelowna Rockets	WHL	Assistant							
2005-06	Kelowna Rockets	WHL	Assistant							
2006-07	Kelowna Rockets	WHL	Assistant							
2007-08	Kelowna Rockets	WHL	Head	72	38	26	0	8	.583	Lost in Round 1
2008-09	Kelowna Rockets	WHL	Head	72	47	21	0	4	.681	Won Championship
2009-10	Kelowna Rockets	WHL	Head	72	35	31	0	6	.528	Lost in Round 2
2010-11	Kelowna Rockets	WHL	Head	72	43	28	0	1	.604	Lost in Round 2
2011-12	Kelowna Rockets	WHL	Head	72	31	31	0	10	.500	Lost in Round 1
2012-13	Kelowna Rockets	WHL	Head	72	52	16	0	4	.750	Lost in Round 2
2013-14	Kelowna Rockets	WHL	Head	72	57	11	0	4	.819	Lost in Round 3
2014-15	Adirondack Flames	AHL	Head	76	35	33	0	8	.513	Out of Playoffs
2015-16	Stockton Heat	AHL	Head	68	32	32	2	2	.500	Out of Playoffs



# HOCKEY CLUB PERSONNEL (CONTINUED)



**TODD GILL**

## ASSISTANT COACH

---

Gill, who played over 1,000 games in the NHL, will be primarily responsible for the development of the Flames young defensemen at the AHL level.

Prior to joining the organization in 2014-15, Gill had been the head coach for the previous three seasons with Kingston of the OHL. He also has international coaching experience as he was the assistant coach for Team Canada, who captured the bronze medal at the 2012 (April) U-18 tournament and then was the head coach for the U-18 team who won the gold medal at the Ivan Hlinka tournament in August of 2012.

Following his playing career, Gill's first coaching position was as head coach of the Brockville Braves of the CJHL. He led the Braves for five seasons as bench boss as the team posted a record of 198-81-22. In 2010-11, he guided the Braves to the Eastern Canadian championship and a berth in the 2010 Royal Bank Cup. Gill was also a two-time head coach of Canada East at the World Junior A Challenge.

The Brockville, ON native played 1007 games in the NHL with Toronto, San Jose, St. Louis, Detroit, Phoenix, Colorado and Chicago. He played another 103 games in the Stanley Cup Playoffs. He was originally drafted by the Toronto Maple Leafs in the second round of the 1984 NHL Entry Draft and played the first 12 years of his career in a Leafs uniform.



**DOMENIC PITTIS**

## ASSISTANT COACH

---

Pittis, who had a pro career spanning 19-years and over two continents, will serve as an Assistant Coach for the Stockton Heat, his second for the club, after serving the Calgary Flames as a Skills and Development Coach since 2013-14.

The Calgary, Alberta native played 86 NHL games with the Pittsburgh Penguins, Buffalo Sabres, Edmonton Oilers and Nashville Predators and is also a 309 game AHL alum, scoring 109 goals and 342 points. His best American Hockey League season came in 1998-99 while with the Rochester Americans when Pittis scored 38 goals and 104 points winning the John B. Sollenberger Trophy as the AHL's leading scorer.

In 2004-05, Pittis went overseas to Switzerland where he'd eventually win two league championships, a Champions Hockey League Championship, and at the international level, won a Spengler Cup while representing Team Canada.

Pittis' coach in Zurich, Bob Hartley, brought him back to North America as a member of the Flames staff in 2013-14 and is set for his first season as an Assistant Coach with the Heat in 2014-15.



# HOCKEY CLUB PERSONNEL (CONTINUED)



**COLIN ZULIANELLO**

## GOALTENDING COACH

Colin Zulianello comes to the Stockton Heat after most recently serving as the Goaltending Coach for the Sault St. Marie Greyhounds in the Ontario Hockey League and the Lakeland University Thunderwolves of the Canadian Inter-university Sport simultaneously.

A goaltender himself, playing in the USHL, NCAA, ECHL and AHL, Zulianello sits on Hockey Canada's and the OHL's Advisory Boards and has worked with Hockey Canada and run his own goalie academy in his hometown of Thunder Bay, Ontario, Canada.

Zulianello has seen some of his academy pupils go on to have some great success, including 2016 Stanley Cup Champion Matt Murray of the Pittsburgh Penguins, who started the season with the Penguins AHL affiliate in Wilkes-Barre/Scranton before finishing the season and going on a fantastic, 21-game run to a Stanley Cup Championship with a 2.08 goals-against-average and a .923 save-percentage.

In addition to Murray, Zulianello has taught former Nashville Predator and current St. Louis Blues goaltender Carter Hutton along with the 2015-16 OHL Goaltender of the Year and First All-Star Team Mackenzie Blackwood who's set to enter his first year pro in the New Jersey Devils system this season. Another successful pupil is National Womens Hockey League Goaltender Amanda Makela of the Buffalo Beuts.

During his own career, Zulianello helped backstop Colorado College to three NCAA tournament appearances in four seasons and finished in the top 10 in all goaltending categories during his senior season, culminating in his first pro contract with the Phoenix Coyotes in 2001. Zulianello finished his playing career in 2004-05 playing 126 games in the ECHL and AHL.



**ALAN SELBY**

## STRENGTH & CONDITIONING COACH

Alan Selby is a certified Strength and Conditioning Coach and Exercise Physiologist entering his first season with the Calgary Flames AHL affiliate. After completing his undergrad in Kinesiology he went on to complete a Masters Degree in Exercise Physiology at the University of Calgary. While attending the University of Calgary he gained experience working with world class athletes in the performance testing lab and learning from some of the nation's best strength coaches at the Olympic Oval.

Since completing his degree, Alan has spent years working with pro hockey players in the private setting as well as with the former AHL club in Hamilton, Ontario, Canada. Alan was most recently the Head Strength and Conditioning Coach at Hill Academy, an independent school for dedicated student athletes where he was part of their historic undefeated season which brought them to the number 1 rated lacrosse school in North America.

Alan believes in an evidence-based approach to training and ties in the art of coaching with his scientific background to best-serve the athletes he trains. His training philosophy is simple. Identify, assess and progress; meaning that we need to know what matters to an athlete or sport, measure what matters through assessments both performance and movement based and change what matters. Athletes must train hard, train smart, and stay consistent.



# HOCKEY CLUB PERSONNEL (CONTINUED)



**MARC PACQUET**

## HEAD ATHLETIC TRAINER

Paquet joins the Stockton Heat for his third season in pro hockey and with the organization.

The Scarborough, Maine native came to the organization from the Everett Silvertips of the WHL, where he was the club's Athletic Trainer from 2011-2014. In addition to his Athletic Training Certification from the National Athletic Trainers' Association, Paquet is also a Certified Performance Enhancements Specialist through the National Academy of Sports Medicine.

Paquet earned his Master of Education in Kinesiology from Bowling Green State University, where he spent two years as a Supervising Athletic Trainer for soccer and softball and an assistant for ice hockey and football.

Prior to his time at BGSU, he spent two seasons as an Athletic Training intern with the Lewiston Maineiacs of the QMJHL from 2007 to 2009. He received his Bachelor of Science degree in Athletic Training from the University of New England (Biddeford, ME) in 2009.



**PETER BUREAUX**

## HEAD EQUIPMENT MANAGER

Bureaux, a native of Kitchener, Ontario joins the Stockton Heat staff for his fifth season in the Calgary organization after spending two years with the Abbotsford Heat, a season with the Adirondack Flames and the inaugural campaign with the Stockton Heat.

Prior to joining the Calgary organization, Bureaux spent five years as Head Equipment Manager for the Rochester Americans, part of 13 total years with the team.

His career began in the Ontario Hockey League working for the Kitchener Rangers and North Bay Centennials before spending seven years as Equipment Manager for the Dayton Bombers in the ECHL.





# HOCKEY CLUB PERSONNEL (CONTINUED)



**LUKE EICHAS**

## **ASSISTANT EQUIPMENT MANAGER**

Assistant Equipment Manager Luke Eichas continues with the club after joining the Stockton Heat in 2015-16 for the inaugural campaign. Previously Eichas worked four years at Locker Room Sports in Rochester, New York, managing multiple sheets of ice and a pro shop location.

Eichas assists Head Equipment Manager Peter Bureaux in the care of all Heat equipment and of the Heat facilities including but not limited to laundry, equipment management, upholding the dressing room and maintaining proper care of hockey equipment.

In addition, Eichas also has experience as a dressing room intern with the Rochester Americans of the American Hockey League. Eichas obtained an Associate's Degree in Sports Management from Monroe Community College in 2012.



**ADAM BERGER**

## **VIDEO ANALYST & TEAM SERVICES**

Berger joined the organization in 2014 to join the Adirondack Flames hockey operations staff as a travel manager and video analyst. Berger pre-scouts upcoming opponents for information ranging from opponents systems, specifics such as forechecks and face-off plays and assisting the coaches in breaking down and analyzing game film during and after a game.

In addition, Berger also coordinates team travel as well as assists the coaching staff by finalizing player contracts.

Berger has served as everything from an assistant coach to an equipment manager during his time in hockey most notably with the Flames, San Antonio Rampage, St. Michael's College and Des Moines Buccaneers.



# HOCKEY CLUB PERSONNEL (CONTINUED)



**KEN M. KING**  
PRESIDENT & CEO



**BRIAN P. BURKE**  
PRESIDENT  
HOCKEY OPERATIONS



**BRAD TRELIVING**  
GENERAL MANAGER



**CRAIG CONROY**  
ASSISTANT  
GENERAL MANAGER



**BRAD PASCALL**  
ASSISTANT GENERAL  
MANAGER




**DAVE PIECUCH**  
TEAM PRESIDENT



**RYAN HUSKA**  
HEAD COACH



**TODD GILL**  
ASSISTANT COACH



**DOMENIC PITTIS**  
ASSISTANT COACH



**COLIN ZULIANELLO**  
GOALTENDING COACH



**ALAN SELBY**  
STRENGTH &  
CONDITIONING COACH




**PETER BUREAUX**  
HEAD EQUIPMENT  
MANAGER



**LUKE EICHAS**  
ASSISTANT EQUIPMENT  
MANAGER



**MARC PAQUET**  
HEAD ATHLETIC TRAINER



**ADAM BERGER**  
VIDEO ANALYST &  
TEAM SERVICES



# FRONT OFFICE STAFF



**DAVE PIECUCH**  
TEAM PRESIDENT



**JASON CAMP**  
VP, TICKET SALES




**TESS JAURIGUE**  
DIRECTOR, FINANCE &  
ADMINISTRATION



**BRANDON KISKER**  
DIRECTOR, BROADCAST &  
MEDIA RELATIONS



**CLINT EASTMAN**  
DIRECTOR, CORPORATE  
SPONSORSHIPS



**CASEY RUSNAK**  
DIRECTOR, GAME  
OPERATIONS



**RACHEL KISKER**  
MANAGER, GROUP SALES



**ROB CVETAN**  
MERCHANDISE  
MANAGER



**DUSTIN COWELL**  
MARKETING MANAGER



**LAUREN NAKASHIMA**  
MANAGER, COMMUNITY  
RELATIONS



**MARK HICKS**  
CORPORATE PARTNERSHIP  
ACCOUNT EXECUTIVE



**DAN BEAUCHAMP**  
ACCOUNT EXECUTIVE



**ALI LARDNER**  
ACCOUNT EXECUTIVE



**NICK MINOR**  
ACCOUNT EXECUTIVE



**KIRK GOODMAN**  
OUTSIDE SALES



**RICHARD REYES**  
MULTIMEDIA ASSISTANT



# STOCKTON HEAT TEAM HISTORY

On January 29, 2015 the National Hockey League’s Calgary Flames announced that they had purchased the ECHL’s Stockton Thunder and would move the ECHL team to Glens Falls, New York, the locale of their American Hockey League (AHL) affiliate, while moving the AHL franchise from Adirondack to Stockton.

The Thunder had a terrific run in Stockton, lasting 10 seasons, making the playoffs in eight of those seasons, attracting 2,131,587 fans and holding the distinction as the only California based ECHL club to ever compete for a Kelly Cup Championship.

The announcement that Stockton would be getting an AHL team was received with a lot of excitement as it was also announced that four other NHL teams, the San Jose Sharks, Edmonton Oilers, Los Angeles Kings, and Anaheim Ducks would all be moving their top affiliates to California beginning Fall 2015.

The team held a “Name the Team” contest, the second ever in Stockton’s hockey history. After Michelle Costa, an 11-year old from Tracy, California named the Thunder team back in 2005, it’d be Daniel Harms who’d be announced the winner of the “Name the AHL Team” contest. The name Heat was selected over four other popular entries, “Blaze”, “Fire”, “Inferno” and “Scorch”.

Despite narrowly missing the playoffs in the inaugural season, the Heat had plenty of notables in 2015-16 including a team opening 7-0 win over the Rockford IceHogs, a win outdoors at Raley Field in West Sacramento against the Bakersfield Condors and saw 16 players earn the call to the NHL with five of those players making their NHL debuts.

While the Heat will be one of eight teams (San Jose Barracuda, Bakersfield Condors, Ontario Reign, San Diego Gulls, San Antonio Rampage, Texas Stars and Tucson Roadrunners) in the “Pacific Division” of the AHL in 2016-17, the franchise that comes to Stockton has actually been around since 1977.

The franchise began in Portland, Maine as the Maine Mariners, making several moves until finding a long-term home in Stockton as part of the AHL movement to the West Coast. Over the past 38 years, the franchise has won four Calder Cup Championships and has employed some of the best players and coaches in the history of the sport including Ken Daneyko, Martin Brodeur, Herb Brooks and Marty St. Louis .

## HOCKEY HISTORY IN THE CENTRAL VALLEY

Team	League	Type of League	Years
Stockton Colts	California Western Hockey League	Senior Amateur	1975-1978
Sacramento Rebels	California Western Hockey League	Senior Amateur	1975-1978
Capital Thunder	Western States Hockey League	Tier II Junior	2002-2004
Stockton Thunder	ECHL	Minor Pro	2005-2015
Stockton Heat	American Hockey League	Minor Pro	2015-Present



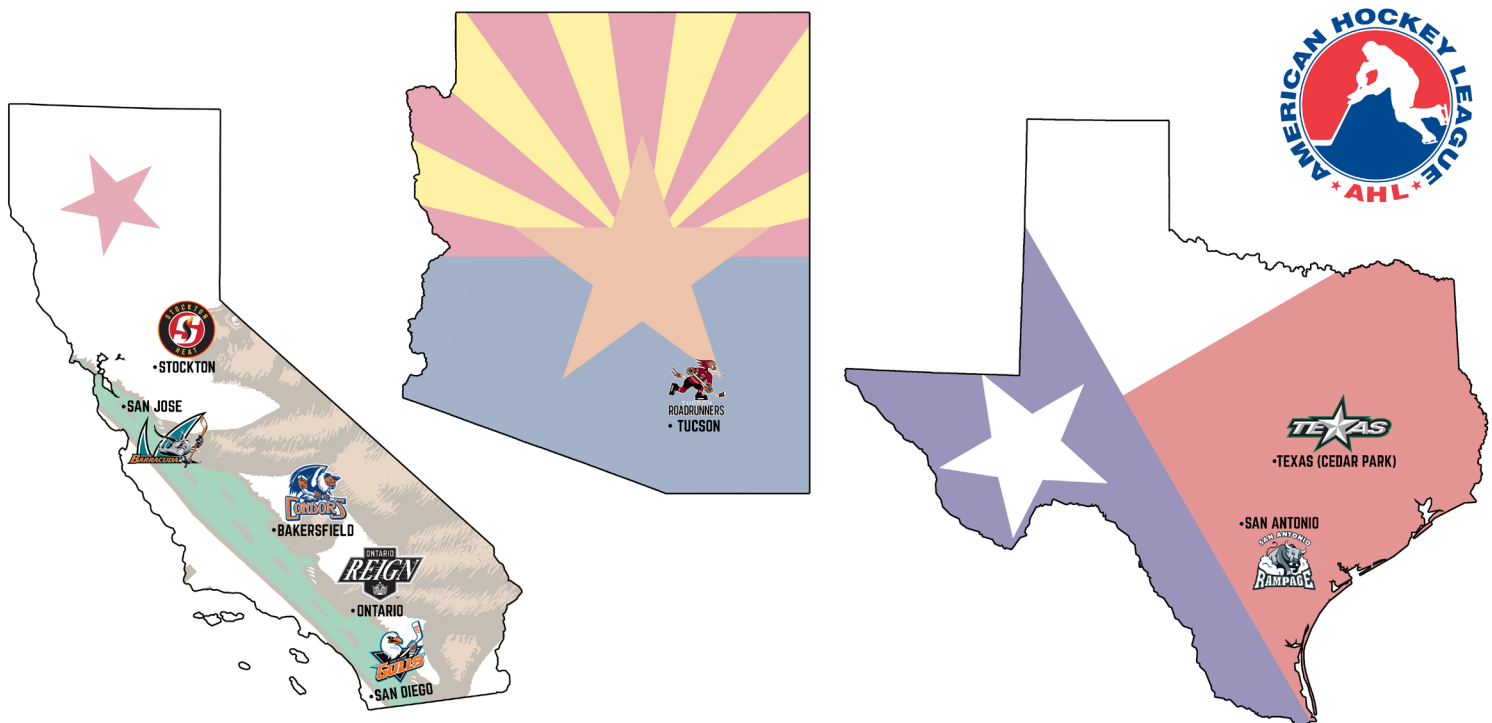
# HISTORY OF THE PACIFIC DIVISION

On January 29, 2015, the American Hockey League's Board of Governors formally and unanimously approved the steps necessary to create the Pacific Division within the AHL beginning during the 2014-15 season.

- The AHL franchise owned by the Calgary Flames relocated to Stockton, California from Glens Falls, New York.
- The AHL franchise owned by the Edmonton Oilers relocated to Bakersfield, California from Oklahoma City, Oklahoma.
- The AHL franchise owned by the Los Angeles Kings relocated to Ontario, California from Manchester New Hampshire.
- The AHL franchise owned by the San Jose Sharks relocated to San Jose, California from Worcester, Massachusetts.
- The Anaheim Ducks purchased the Norfolk Admirals AHL franchise and relocated it to San Diego, California from Norfolk, Virginia.

On May 12, 2015, the league announced the divisional alignment for the 2015-16 season with Stockton joining the Bakersfield Condors, Ontario Reign, San Antonio Rampage, San Diego Gulls, San Jose Barracuda, and Texas Stars for the inaugural Pacific Division. During the inaugural season, the Ontario Reign won the very first Pacific Division title.

On May 10, 2016, the AHL Board of Governors conditionally approved the sale of the Springfield Falcons to the Arizona Coyotes to purchase Springfield and move the team to Tucson, Arizona and on May 19, the sale was completed after the Coyotes agreement with the City of Tucson to use the Tucson Convention Center. They will join the Pacific Division during the 2016-17 season.





# 2016-17 AHL TEAMS

## U.S.A.

### Arizona

Tucson Roadrunners

### California

Bakersfield Condors

Ontario Reign

San Diego Gulls

San Jose Barracuda

Stockton Heat

### Connecticut

Bridgeport Sound Tigers

Hartford Wolf Pack

### Illinois

Chicago Wolves

Rockford IceHogs

### Iowa

Iowa Wild

### Massachusetts

Springfield Thunderbirds

### Michigan

Grand Rapids Griffins

### New York

Albany Devils

Binghamton Senators

Rochester Americans

Syracuse Crunch

Utica Comets

### North Carolina

Charlotte Checkers

### Ohio

Cleveland Monsters

### Pennsylvania

Hershey Bears

Lehigh Valley Phantoms

Wilkes-Barre/Scranton Penguins

### Rhode Island

Providence Bruins

### Texas

San Antonio Rampage

Texas Stars

### Wisconsin

Milwaukee Admirals

## Canada

### Manitoba

Manitoba Moose

### New Foundland

St. John's Icecaps

### Ontario

Toronto Marlies





# 2016-17 AHL DIVISIONAL ALIGNMENT - WESTERN CONF.

## PACIFIC DIVISION



BAKERSFIELD CONDORS



ONTARIO REIGN



SAN ANTONIO RAMPAGE



SAN DIEGO GULLS



SAN JOSE BARRACUDA



STOCKTON HEAT



TEXAS STARS



TUCSON ROADRUNNERS

TEXAS STARS

## CENTRAL DIVISION



CHARLOTTE CHECKERS



CHICAGO WOLVES



GRAND RAPIDS GRIFFINS



IOWA WILD



CLEVELAND MONSTERS



MANITOBA MOOSE



MILWAUKEE ADMIRALS



ROCKFORD ICEHOGS



# 2016-17 AHL DIVISIONAL ALIGNMENT - EASTERN CONF.

## NORTH DIVISION



ALBANY DEVILS



BINGHAMTON SENATORS



ROCHESTER AMERICANS



ST. JOHN'S ICECAPS



SYRACUSE CRUNCH



TORONTO MARLIES



UTICA COMETS

## ATLANTIC DIVISION



BRIDGEPORT SOUND TIGERS



HARTFORD WOLF PACK



HERSHEY BEARS



LEHIGH VALLEY PHANTOMS



PROVIDENCE BRUINS



SPRINGFIELD THUNDERBIRDS



W-B/SCRANTON PENGUINS





# 2016-17 CALDER CUP PLAYOFF FORMAT & RULE CHANGES

## CALDER CUP PLAYOFF FORMAT

- The top four teams in each division, ranked by points percentage (points earned divided by points available) will qualify for the 2017 Calder Cup Playoffs.
- The 2016 Calder Cup Playoffs will feature a divisional playoff format, leading to conference finals and ultimately the Calder Cup Finals.
- The division semifinals are best-of-five series; all subsequent rounds are best-of-seven.

## 2016-17 RULE CHANGES

### Rule 46/Rule 23 - "Fighting"/"Game Misconducts":

- Players who enter into a fight prior to, at, or immediately following the drop of the puck for a faceoff will be assessed an automatic game misconduct in addition to other penalties assessed.
- During the regular season, any player who incurs his 10th fighting major shall be suspended automatically for one (1) game. For each subsequent fighting major up to 13, the player shall also be suspended automatically for one (1) game.
- During the regular season, any player who incurs his 14th fighting major shall be suspended automatically for two (2) games. For each subsequent fighting major, the player shall also be suspended automatically for two (2) games.
- In any instance where the opposing player was assessed an instigator penalty, the fighting major shall not count towards the player's total for this rule.

### Rule 82 - "Icing"

- In addition to not being permitted to make player substitutions, the offending team on an icing violation also may not use its team time-out.

### Rule 1.10 - "Ice Cleaning"

- The ice cleaning procedures used during promotional timeouts will also be used prior to overtime during the regular season, replacing the "dry scrape."



# 2016-17 AFFILIATION AGREEMENTS



Anaheim San Diego



Arizona Tucson



Boston Providence



Buffalo Rochester



Calgary Stockton



Carolina Charlotte



Utah



Rapid City



Atlanta



Elmira



Adirondack



Florida



Chicago Rockford



Colorado San Antonio



Columbus Cleveland



Dallas Texas



Detroit Grand Rapids



Edmonton Bakersfield



Indy



Colorado



No ECHL



Idaho



Toledo



Norfolk



Florida Springfield



Los Angeles Ontario



Minnesota Iowa



Montreal St. John's



Nashville Milwaukee



New Jersey Albany



No ECHL



Manchester



Quad City



Brampton



Cincinnati



No ECHL



New York Bridgeport



New York Hartford



Ottawa Binghamton



Philadelphia Lehigh Valley



Pittsburgh WB/Scranton



San Jose San Jose



Missouri



Greenville



Wichita



Reading



Wheeling



Allen



St. Louis Chicago



Tampa Bay Syracuse



Toronto Toronto



Vancouver Utica



Washington Hershey



Winnipeg Manitoba



No ECHL



Kalamazoo



Orlando



Alaska







South Carolina







Tulsa











# AHL DIRECTORY



 <b>ALBANY DEVILS</b> 51 South Pearl Street Albany, NY 12207 (518) 4-DEVILS PR Contact: Kevin Zalaznik Josh Heller	 <b>BAKERSFIELD CONDORS</b> P.O. Box 1806 Bakersfield, CA 93303 (661) 324-PUCK PR Contacts: Kevin Bartl Ryan Holt	 <b>BINGHAMTON SENATORS</b> One Stuart Street, 3rd Floor Binghamton, NY 13901 (607) 722-SENS PR Contact: Rob Lippolis	 <b>BRIDGEPORT SOUND TIGERS</b> 600 Main Street Bridgeport, CT 06604 (203) 334-GOAL PR Contact: Alan Fuehring
--	---	---	--





 <b>CHARLOTTE CHECKERS</b> 210 E. Trade Street Suite E480 Charlotte, NC 28202 (704) 342-4ICE PR Contact: Paul Branecky Nicholas Niedzielski	 <b>CHICAGO WOLVES</b> 2301 Ravine Way Glenview, IL 60025 (847) 724-GOAL PR Contacts: Lindsey Willhite Jasmine Grotto	 <b>CLEVELAND MONSTERS</b> Quicken Loans Arena Cleveland, OH 44115 (216) 420-0000 PR Contact: Tony Brown	 <b>GRAND RAPIDS GRIFFINS</b> 130 W. Fulton, Suite 111 Grand Rapids, MI 49503 (616) 774-4585 PR Contact: Randy Cleves Jason Pearson
---	---	--	---



 <b>HARTFORD WOLF PACK</b> One Civic Center Plaza Hartford, CT 06103 (860) 249-6333 PR Contact: Bob Crawford	 <b>HERSHEY BEARS</b> 550 W. Herheypark Drive Hershey, PA 17033 (717) 534-3380 PR Contact: Kaylee Dugan	 <b>IOWA WILD</b> 730 Third Street Des Moines, IA 50309 (515) 564-8700 PR Contacts: Josh Fisher	 <b>LEHIGH VALLEY PHANTOMS</b> 701 Hamilton Street Allentown, PA 18101 (610) 224-GOAL PR Contact: Dan Fremuth
---	--	---	--

 <b>MANITOBA MOOSE</b> 345 Graham Avenue Winnipeg, MB, CAN R3C 5S6 (204) 987-PUCK PR Contact: Daniel Fink	 <b>MILWAUKEE ADMIRALS</b> 1001 North Fourth Street Milwaukee, WI 53203 (414) 227-0550 PR Contacts: Charlie Larson	 <b>ONTARIO REIGN</b> 901 Via Piemonte, Suite 370 Ontario, CA 91764 (909) 941-PUCK PR Contact: Joseph Zakrzewski	 <b>PROVIDENCE BRUINS</b> 1 LaSalle Square Providence, RI 02903 (401) 273-5000 PR Contact: Nate Roberts Blair Carroll
--	---	--	---

 <b>ROCHESTER AMERICANS</b> 1 War Memorial Square Rochester, NY 14614 (585) 454-5335 PR Contacts: Warren Kosel	 <b>ROCKFORD ICEHOGS</b> 300 Elm Street Rockford, IL 61101 (815) 986-6465 PR Contact: Bob Mills	 <b>ST. JOHN'S ICECAPS</b> P.O. Box 1880, Station C St. John's, NL, CAN A1C 5R4 (709) 576-CAPS PR Contact: David Salter Geneva Hayward	 <b>SAN ANTONIO RAMPAGE</b> One AT&T Center San Antonio, TX 78219 (210) 444-5554 PR Contact: Ashleigh Pannell
---	--	---	--

 <b>SAN DIEGO GULLS</b> 7676 Hazard Center Drive, Suite 1075 San Diego, CA 92108 (619) 359-4700 PR Contacts: Steven Brown	 <b>SAN JOSE BARRACUDA</b> 525 West Santa Clara Street San Jose, CA 95113 (408) 287-7070 PR Contact: Nick Nollenberger	 <b>SPRINGFIELD THUNDERBIRDS</b> 45 Falcons Way Springfield, MA 01103 (413) 739-GOAL PR Contact: Ryan Smith	 <b>STOCKTON HEAT</b> 248 West Fremont Street Stockton, CA 95203 (209) 373-1500 PR Contact: Brandon Kisker Dustin Cowell
--	---	---	--

 <b>SYRACUSE CRUNCH</b> 800 South State Street Syracuse, NY 13202 (315) 473-4444 PR Contacts: Megan Cahill	 <b>TEXAS STARS</b> 2100 Avenue of the Stars Cedar Park, TX 78613 (512) GO-STARS PR Contact: Brien Rea	 <b>TORONTO MARLIES</b> 45 Manitoba Drive Toronto, ON, CAN M6K 3C3 (416) 597-PUCK PR Contact: Colin McBride	 <b>TUCSON ROADRUNNERS</b> 175 W. Broadway Boulevard Tucson, AZ 85701 866-77-HOCKEY PR Contact: Tom Callahan
---	---	---	---

 <b>UTICA COMETS</b> 400 Oriskany Street West Utica, NY 13502 (315) 790-9070 PR Contacts: Mark Caswell Jr. Andy Zilch	 <b>WILKES-BARRE/SCRANTON PENGUINS</b> 40 Coal Street Wilkes-Barre, PA 18702 (570) 208-PENS PR Contact: Mike O'Brien Nick Hart
---	---



# THE PLAYERS



# 2016-17 TRAINING CAMP ROSTER

## ALPHABETICAL

#	PLAYER	POS						
12	Aagaard, Mikkel	C	19	Frattin, Matt	RW	7	Morrison, Kenney	D
46	Adam, Luke	C	36	Gillies, Jon	G	21	Poirier, Emile	RW
14	Andersson, Rasmus	D	13	Gogol, Curt	LW	15	Pollock, Brett	LW
10	Angelidis, Mike	C	23	Grigorev, Mikhail	D	47	Pribyl, Daniel	RW
22	Bailey, Matt	C	9	Hathaway, Garnet	RW	39	Rittich, David	G
20	Carroll, Austin	RW	17	Jankowski, Mark	C	43	Robak, Colby	D
29	Cherniwchan, Andrew	RW	8	Kanzig, Keegan	D	16	Shinkaruk, Hunter	LW
3	Culkin, Ryan	D	18	Klimchuk, Morgan	LW	34	Smith, Hunter	RW
27	Devane, Jamie	LW	41	Kravchenko, Dennis	LW	25	Wall, Alex	D
48	Doetzel, Kayle	D	4	Kylington, Oliver	D	5	Wotherspoon, Tyler	D
6	Dyukov, Roman	D	28	Lane, Phil	RW			
38	Falkovsky, Stepan	D	32	Lomberg, Ryan	C			
30	Faragher, Ryan	G	26	Mangiapane, Andrew	LW			
			31	McDonald, Mason	G			

## NUMERICAL

#	PLAYER	POS						
3	Culkin, Ryan	D	17	Jankowski, Mark	C	32	Lomberg, Ryan	C
4	Kylington, Oliver	D	18	Klimchuk, Morgan	LW	34	Smith, Hunter	RW
5	Wotherspoon, Tyler	D	19	Frattin, Matt	RW	36	Gillies, Jon	G
6	Dyukov, Roman	D	20	Carroll, Austin	RW	38	Falkovsky, Stepan	D
7	Morrison, Kenney	D	21	Poirier, Emile	RW	39	Rittich, David	G
8	Kanzig, Keegan	D	22	Bailey, Matt	C	41	Kravchenko, Dennis	LW
9	Hathaway, Garnet	RW	23	Grigorev, Mikhail	D	43	Robak, Colby	D
10	Angelidis, Mike	C	25	Wall, Alex	D	46	Adam, Luke	C
12	Aagaard, Mikkel	C	26	Mangiapane, Andrew	LW	47	Pribyl, Daniel	RW
13	Gogol, Curt	LW	27	Devane, Jamie	LW	48	Doetzel, Kayle	D
14	Andersson, Rasmus	D	28	Lane, Phil	RW			
15	Pollock, Brett	LW	29	Cherniwchan, Andrew	RW			
16	Shinkaruk, Hunter	LW	30	Faragher, Ryan	G			
			31	McDonald, Mason	G			



# MIKKEL AAGAARD #12 - C

**ROOKIE**



**BORN:** Frederikshavn, Denmark  
**DATE:** 10-18-1995  
**HEIGHT:** 6'0"  
**WEIGHT:** 179 lbs.  
**SHOOTS:** Left  
**DRAFTED:** Undrafted

## CAREER STATS

SEASON	CLUB	LEA.	REGULAR SEASON					PLAYOFFS				
			GP	G	A	PTS	PIM	GP	G	A	PTS	PIM
2009-10	Frederikshavn U17	DEN-JR	2	0	1	1	0	--	--	--	--	--
	Frederikshavn U20	DEN-JR	--	--	--	--	--	4	0	1	1	2
2010-11	Frederikshavn U17	DEN-JR	7	11	1	21	18	--	--	--	--	--
	Frederikshavn U20	DEN-JR	21	18	23	41	14	3	2	5	7	4
	Frederikshavn IK	DEN-2	33	26	24	50	6	5	1	1	2	12
2012-13	Frederikshavn U20	DEN-JR	13	16	19	35	39	1	0	1	1	0
	Frederikshavn IK	DEN-2	30	14	29	43	95	10	3	10	13	10
	Frederikshavn White Hawks	DEN-1	0	0	0	0	0	1	0	0	0	0
2013-14	Frederikshavn IK	DEN-2	2	1	5	6	2	--	--	--	--	--
	Frederikshavn White Hawks	DEN-1	38	10	8	18	14	11	2	2	4	6
2014-15	Niagara IceDogs	OHL	59	15	26	41	16	11	4	2	6	14
2015-16	Niagara IceDogs	OHL	20	3	11	14	10	--	--	--	--	--
	Sudbury Wolves	OHL	44	21	18	39	50	--	--	--	--	--
<b>TOTALS</b>		<b>DEN-1</b>	<b>38</b>	<b>10</b>	<b>8</b>	<b>18</b>	<b>14</b>	<b>12</b>	<b>2</b>	<b>2</b>	<b>4</b>	<b>6</b>
		<b>DEN-2</b>	<b>65</b>	<b>41</b>	<b>58</b>	<b>99</b>	<b>103</b>	<b>15</b>	<b>4</b>	<b>11</b>	<b>15</b>	<b>22</b>
		<b>OHL</b>	<b>123</b>	<b>39</b>	<b>55</b>	<b>94</b>	<b>76</b>	<b>11</b>	<b>4</b>	<b>2</b>	<b>6</b>	<b>14</b>
		<b>DEN-JR</b>	<b>63</b>	<b>63</b>	<b>70</b>	<b>133</b>	<b>87</b>	<b>23</b>	<b>6</b>	<b>18</b>	<b>24</b>	<b>28</b>

**Amateur Highlights:** Played for his hometown of Frederikshavn's U17 and U20 teams... totalled 45 games played for Denmark's U18, U19 and U20 teams... won the gold medal with Denmark during the Division 1A World Junior Championships in 2013-14... had 3 goals and 8 points in 5 games at the WJC (D1)... drafted 16th overall by Niagara in the CHL Import Draft... played parts of two years with the Niagara IceDogs before being traded to the Sudbury Wolves... finished with 94 points in 123 OHL games.

**Professional Highlights:** Made his pro debut in Denmark's second division in 2011-12... made his first division debut in his home country in 2012-13... played 5 games for Denmark at the 2015-16 World Championships...

**2015-16 Highlights:** Had 14 points in 20 games for the Niagara IceDogs... traded to the Sudbury Wolves on November 23, 2015... finished the season playing 44 games for Sudbury, registering 39 points to establish an OHL high of 24 goals, 29 assists for 53 points... played 5 games for the Denmark National Team during the World Championships.

## AHL HIGHLIGHTS

### FIRST

GP:	n/a	n/a
Goal:	n/a	n/a
Assist:	n/a	n/a

### LONGEST PERSONAL STREAKS (Most Recent)

Goals:	n/a	n/a
Assists:	n/a	n/a
Points:	n/a	n/a

### MOST (Most Recent)

Goals	n/a	n/a	n/a
Assists	n/a	n/a	n/a
Points	n/a	n/a	n/a
SOG	n/a	n/a	n/a
PIM	n/a	n/a	n/a
Multi-Point Games	n/a	n/a	n/a



# MIKKEL AAGAARD #12 - C

**ROOKIE**



## AAGAARD VS. AHL

OPPONENT	REGULAR SEASON					PLAYOFFS				
	GP	G	A	PTS	PIM	GP	G	A	PTS	PIM
Albany	--	--	--	--	--	--	--	--	--	--
Bakersfield	--	--	--	--	--	--	--	--	--	--
Binghamton	--	--	--	--	--	--	--	--	--	--
Bridgeport	--	--	--	--	--	--	--	--	--	--
Charlotte	--	--	--	--	--	--	--	--	--	--
Chicago	--	--	--	--	--	--	--	--	--	--
Cleveland	--	--	--	--	--	--	--	--	--	--
Grand Rapids	--	--	--	--	--	--	--	--	--	--
Hartford	--	--	--	--	--	--	--	--	--	--
Hershey	--	--	--	--	--	--	--	--	--	--
Iowa	--	--	--	--	--	--	--	--	--	--
Lehigh Valley	--	--	--	--	--	--	--	--	--	--
Manitoba	--	--	--	--	--	--	--	--	--	--
Milwaukee	--	--	--	--	--	--	--	--	--	--
Ontario	--	--	--	--	--	--	--	--	--	--
Providence	--	--	--	--	--	--	--	--	--	--
Rochester	--	--	--	--	--	--	--	--	--	--
Rockford	--	--	--	--	--	--	--	--	--	--
St. John's	--	--	--	--	--	--	--	--	--	--
San Antonio	--	--	--	--	--	--	--	--	--	--
San Diego	--	--	--	--	--	--	--	--	--	--
San Jose	--	--	--	--	--	--	--	--	--	--
Springfield	--	--	--	--	--	--	--	--	--	--
Syracuse	--	--	--	--	--	--	--	--	--	--
Texas	--	--	--	--	--	--	--	--	--	--
Toronto	--	--	--	--	--	--	--	--	--	--
Tucson	--	--	--	--	--	--	--	--	--	--
Utica	--	--	--	--	--	--	--	--	--	--
W/B-Scranton	--	--	--	--	--	--	--	--	--	--
<b>TOTALS</b>	--	--	--	--	--	--	--	--	--	--

**CONTRACT**



**AAGAARD**



# RASMUS ANDERSSON #14 - D

**ROOKIE**



**BORN:** Malmo, Sweden  
**DATE:** 10-27-1996  
**HEIGHT:** 6'1"  
**WEIGHT:** 214 lbs.  
**SHOOTS:** Right  
**DRAFTED:** 2015 NHL Entry Draft (Round 2, #53 Overall) by Calgary

## CAREER STATS

SEASON	CLUB	LEA.	REGULAR SEASON					PLAYOFFS				
			GP	G	A	PTS	PIM	GP	G	A	PTS	PIM
2010-11	Malmo Redhawks J18	SWE-JRA	4	0	0	0	2	--	--	--	--	--
	Malmo Redhawks J18	SWE-JR-ALL	13	0	1	1	20	--	--	--	--	--
2011-12	Malmo Redhawks J18	SWE-JRA	23	6	16	22	47	5	1	1	2	18
	Malmo Redhawks J20	SWE-JR	13	0	3	3	6	3	0	0	0	0
2012-13	Malmo Redhawks J18	SWE-JR-ALL	1	0	2	2	0	2	0	2	2	2
	Malmo Redhawks J20	SWE-JR	8	5	1	6	48	1	0	0	0	2
	Malmo Redhawks	SWE-2	38	3	8	11	22	--	--	--	--	--
2013-14	Malmo Redhawks J20	SWE-JR	8	1	4	5	12	--	--	--	--	--
	Malmo Redhawks	SWE-2	43	3	10	13	26	10	0	1	1	0
2014-15	Barrie Colts	OHL	67	12	52	64	88	9	1	3	4	6
2015-16	Barrie Colts	OHL	64	9	51	60	60	15	2	13	15	16
	<b>TOTALS</b>	<b>SWE-2</b>	<b>81</b>	<b>6</b>	<b>18</b>	<b>24</b>	<b>48</b>	<b>10</b>	<b>0</b>	<b>1</b>	<b>1</b>	<b>0</b>
		<b>OHL</b>	<b>131</b>	<b>21</b>	<b>103</b>	<b>124</b>	<b>148</b>	<b>24</b>	<b>3</b>	<b>16</b>	<b>19</b>	<b>22</b>
		<b>SWE-JR</b>	<b>29</b>	<b>6</b>	<b>8</b>	<b>14</b>	<b>66</b>	<b>4</b>	<b>0</b>	<b>0</b>	<b>0</b>	<b>2</b>
		<b>SWE-JRA</b>	<b>27</b>	<b>6</b>	<b>16</b>	<b>22</b>	<b>49</b>	<b>5</b>	<b>1</b>	<b>1</b>	<b>2</b>	<b>18</b>
		<b>SWE -JR-ALL</b>	<b>14</b>	<b>0</b>	<b>3</b>	<b>3</b>	<b>20</b>	<b>2</b>	<b>0</b>	<b>2</b>	<b>2</b>	<b>2</b>

**Amateur Highlights:** Played for his hometown of Malmo during entire Swedish junior career... was named the U16 best defenseman in 2011-12 in Sweden... drafted in the 1st round (#37 overall) by the Barrie Colts in the 2014 CHL Import Draft... moved to Barrie in 2014-15 where he was fourth on the Colts in points (64)... named to the OHL Second All-Star Team... drafted by the Flames with their first pick in the second round of the 2015 NHL Entry Draft... ranked fifth on Barrie in points (60)... named to the OHL First All-Star Team... had most assists by a defenseman (51) and most points by a defenseman (60).

**Professional Highlights:** Debuted in Sweden's Allsvenskan during the 2012-13 season... totalled 81 games before leaving for the OHL...

**2015-16 Highlights:** Ranked fifth on Barrie in points (60)... named to the OHL First All-Star Team... had most assists by a defenseman (51) and most points by a defenseman (60) in the OHL...

## AHL HIGHLIGHTS

FIRST		
GP:	n/a	n/a
Goal:	n/a	n/a
Assist:	n/a	n/a

LONGEST PERSONAL STREAKS (Most Recent)		
Goals:	n/a	n/a
Assists:	n/a	n/a
Points:	n/a	n/a

MOST (Most Recent)			
Goals	n/a	n/a	n/a
Assists	n/a	n/a	n/a
Points	n/a	n/a	n/a
SOG	n/a	n/a	n/a
PIM	n/a	n/a	n/a
Multi-Point Games	n/a	n/a	n/a





# RASMUS ANDERSSON #14 - D

ROOKIE



## ANDERSSON VS. AHL

OPPONENT	REGULAR SEASON					PLAYOFFS				
	GP	G	A	PTS	PIM	GP	G	A	PTS	PIM
Albany	--	--	--	--	--	--	--	--	--	--
Bakersfield	--	--	--	--	--	--	--	--	--	--
Binghamton	--	--	--	--	--	--	--	--	--	--
Bridgeport	--	--	--	--	--	--	--	--	--	--
Charlotte	--	--	--	--	--	--	--	--	--	--
Chicago	--	--	--	--	--	--	--	--	--	--
Cleveland	--	--	--	--	--	--	--	--	--	--
Grand Rapids	--	--	--	--	--	--	--	--	--	--
Hartford	--	--	--	--	--	--	--	--	--	--
Hershey	--	--	--	--	--	--	--	--	--	--
Iowa	--	--	--	--	--	--	--	--	--	--
Lehigh Valley	--	--	--	--	--	--	--	--	--	--
Manitoba	--	--	--	--	--	--	--	--	--	--
Milwaukee	--	--	--	--	--	--	--	--	--	--
Ontario	--	--	--	--	--	--	--	--	--	--
Providence	--	--	--	--	--	--	--	--	--	--
Rochester	--	--	--	--	--	--	--	--	--	--
Rockford	--	--	--	--	--	--	--	--	--	--
St. John's	--	--	--	--	--	--	--	--	--	--
San Antonio	--	--	--	--	--	--	--	--	--	--
San Diego	--	--	--	--	--	--	--	--	--	--
San Jose	--	--	--	--	--	--	--	--	--	--
Springfield	--	--	--	--	--	--	--	--	--	--
Syracuse	--	--	--	--	--	--	--	--	--	--
Texas	--	--	--	--	--	--	--	--	--	--
Toronto	--	--	--	--	--	--	--	--	--	--
Tucson	--	--	--	--	--	--	--	--	--	--
Utica	--	--	--	--	--	--	--	--	--	--
W/B-Scranton	--	--	--	--	--	--	--	--	--	--
<b>TOTALS</b>	--	--	--	--	--	--	--	--	--	--

CONTRACT



ANDERSSON



# MIKE ANGELIDIS #10 - C


**VETERAN**



**BORN:** Woodbridge, Ontario  
**DATE:** 6-27-1985

**HEIGHT:** 6'1"  
**WEIGHT:** 214 lbs.

**SHOOTS:** Left  
**DRAFTED:** Undrafted



## CAREER STATS

SEASON	CLUB	LEA.	REGULAR SEASON					PLAYOFFS				
			GP	G	A	PTS	PIM	GP	G	A	PTS	PIM
2002-03	Owen Sound Attack	OHL	65	7	10	17	81	4	1	1	2	0
2003-04	Owen Sound Attack	OHL	66	9	9	18	118	7	4	1	5	4
2004-05	Owen Sound Attack	OHL	41	9	10	19	126	8	3	2	5	10
2005-06	Owen Sound Attack	OHL	68	53	25	78	167	11	5	9	14	38
2006-07	Flroida Everblades	ECHL	24	10	8	18	54	--	--	--	--	--
	Albany River Rats	AHL	27	4	5	9	44	4	0	0	0	10
2007-08	Albany River Rats	AHL	74	11	16	27	151	7	0	2	2	6
2008-09	Albany River Rats	AHL	67	15	10	25	142	--	--	--	--	--
2009-10	Albany River Rats	AHL	67	12	12	24	119	6	2	4	6	12
2010-11	Norfolk Admirals	AHL	80	20	18	38	169	3	0	0	0	2
2011-12	Tampa Bay Lightning	NHL	6	1	0	1	5	--	--	--	--	--
	Norfolk Admirals	AHL	54	14	13	27	135	18	1	5	6	35
2012-13	Tampa Bay Lightning	NHL	1	0	0	0	0	--	--	--	--	--
	Syracuse Crunch	AHL	71	11	13	24	158	18	2	4	6	49
2013-14	Syracuse Crunch	AHL	75	12	21	33	161	--	--	--	--	--
2014-15	Tampa Bay Lightning	NHL	3	0	0	0	12	--	--	--	--	--
	Syracuse Crunch	AHL	64	20	18	38	138	3	0	1	1	6
2015-16	Tampa Bay Lightning	NHL	4	1	0	1	5	--	--	--	--	--
	Syracuse Crunch	AHL	53	7	8	15	75	--	--	--	--	--
	<b>TOTALS</b>	<b>NHL</b>	<b>14</b>	<b>2</b>	<b>0</b>	<b>2</b>	<b>22</b>	<b>--</b>	<b>--</b>	<b>--</b>	<b>--</b>	<b>--</b>
		<b>AHL</b>	<b>632</b>	<b>126</b>	<b>134</b>	<b>260</b>	<b>1292</b>	<b>61</b>	<b>5</b>	<b>16</b>	<b>21</b>	<b>120</b>
		<b>ECHL</b>	<b>24</b>	<b>10</b>	<b>8</b>	<b>18</b>	<b>54</b>	<b>--</b>	<b>--</b>	<b>--</b>	<b>--</b>	<b>--</b>
		<b>OHL</b>	<b>240</b>	<b>78</b>	<b>54</b>	<b>132</b>	<b>492</b>	<b>30</b>	<b>13</b>	<b>13</b>	<b>26</b>	<b>52</b>

**Amateur Highlights:** Drafted in the 9th round, 170 overall, by Owen Sound in the OHL Priority Selection... played four seasons with Owen Sound totalling 240 games.. named the OHL and Canadian Hockey League's Humanitarian of the Year in 2005-06... ranked 3rd in the OHL in goals with 53 in 05-06.  
**Professional Highlights:** Signed his first pro deal in 2007-07 with the Carolina Hurricanes... started in the ECHL but moved to the Hurricanes AHL affiliate the same season... played four years with the Hurricanes AHL affiliate... was the River Rats alternate captain in 2009-10... signed with the Tampa Bay Lightning in 2010... played a career high 80 games and scored 20 goals, 18 assists and 38 points... played six seasons with the Lightning organization... made his NHL debut on Jan. 24, 2012 vs. Columbus and scored his first NHL goal in that game... served as an Alternate Captain of the Norfolk Admirals (AHL) during their 2011-12 Calder Cup Championship season... served as the Syracuse Crunch captain from 2012 to 2016... added NHL games in all but one season with the Lightning... tied his career high of 20 goals and 38 points in 2014-15... named to the AHL All-Star game in 2015-16... signed with the Heat on August 7, 2016...

**2015-16 Highlights:** Began his fourth season as Syracuse Crunch captain... called up to the Lightning to play four games in December... scored his 2nd NHL goal on Dec. 20 vs. Ottawa, which stood as the game winner for Tampa... named to the AHL All-Star Game... had 7 goals and 8 assists for 15 points... had his lowest PIMS total (75) in his career...

## AHL HIGHLIGHTS

FIRST		
GP:	12/20/06	ALB 4 vs. HER 7
Goal:	12/30/06	ALB 2 vs. BNG 1
Assist:	12/31/06	ALB 7 at BRI 3

LONGEST PERSONAL STREAKS (Most Recent)		
Goals:	3 (4x)	11/14/14 - 11/19/14 (4G)
Assists:	3 (3x)	12/9/12 - 12/14/12 (3A)
Points:	5 (2x)	2/21/14 - 3/1/14 (1-4-5)


MOST (Most Recent)			
Goals	2 (12x)	12/5/14	SYR 6 vs. HFD 5
Assists	3 (2x)	12/18/13	SYR 3 at HER 4 (OT)
Points	5 (1x)	12/3/10	NOR 7 at MAN 2
SOG	8 (1x)	2/20/16	SYR 2 vs. RCH 6
PIM	27 (1x)	12/11/10	NOR 7 at WBS 4
Multi-Point Games	41	1/13/16	SYR 3 at BNG 4 (OT)



**VETERAN**



# MIKE ANGELIDIS #10 - C



OPPONENT	REGULAR SEASON					PLAYOFFS				
	GP	G	A	PTS	PIM	GP	G	A	PTS	PIM
Albany	37	4	8	12	89	--	--	--	--	--
Bakersfield	--	--	--	--	--	--	--	--	--	--
Binghamton	69	16	19	35	128	--	--	--	--	--
Bridgeport	38	8	8	16	78	--	--	--	--	--
Charlotte	17	5	4	9	41	--	--	--	--	--
Chicago	--	--	--	--	--	--	--	--	--	--
Cleveland (LE)	2	0	0	0	4	--	--	--	--	--
Grand Rapids	--	--	--	--	--	6	0	1	1	14
Hartford	17	6	1	7	32	--	--	--	--	--
Hershey	60	11	15	26	105	8	1	1	2	16
Iowa	--	--	--	--	--	--	--	--	--	--
Lehigh Valley	4	0	2	2	6	--	--	--	--	--
Manitoba	--	--	--	--	--	--	--	--	--	--
Milwaukee	--	--	--	--	--	--	--	--	--	--
Ontario	--	--	--	--	--	--	--	--	--	--
Providence	12	1	3	4	4	--	--	--	--	--
Rochester	36	5	10	15	61	--	--	--	--	--
Rockford	--	--	--	--	--	--	--	--	--	--
St. John's	14	3	2	5	41	4	0	2	2	5
San Antonio	--	--	--	--	--	--	--	--	--	--
San Diego	--	--	--	--	--	--	--	--	--	--
San Jose	--	--	--	--	--	--	--	--	--	--
Springfield	--	--	--	--	--	--	--	--	--	--
Syracuse	37	8	3	11	81	--	--	--	--	--
Texas	--	--	--	--	--	--	--	--	--	--
Toronto	12	2	3	5	44	4	0	2	2	4
Tucson	--	--	--	--	--	--	--	--	--	--
Utica	13	1	3	4	22	--	--	--	--	--
W/B-Scranton	62	11	10	21	129	15	1	7	8	18
<i>Defunct Teams</i>										
ADK Flames	2	0	0	0	0	--	--	--	--	--
ADK Phantoms	33	8	6	14	50	--	--	--	--	--
Connecticut	10	5	0	5	33	6	1	1	2	12
Hamilton	9	1	0	1	14	--	--	--	--	--
Lowell Devils	10	1	2	3	14	--	--	--	--	--
Manchester	13	2	6	8	15	4	0	0	0	14
Norfolk	47	12	16	28	136	--	--	--	--	--
Philadelphia	14	1	3	4	37	7	0	2	2	6
Portland	19	3	2	5	56	3	1	1	2	7
Springfield Falcons	28	11	6	17	64	4	1	0	1	24
Worcester	17	1	2	3	8	--	--	--	--	--
<b>TOTALS</b>	<b>632</b>	<b>126</b>	<b>134</b>	<b>260</b>	<b>1292</b>	<b>61</b>	<b>5</b>	<b>16</b>	<b>21</b>	<b>120</b>


**CONTRACT**



**ANGELIDIS**



# MATT BAILEY #22 - C



**BORN:** Oakbank, Manitoba  
**DATE:** 4-5-1991  
**HEIGHT:** 6'1"  
**WEIGHT:** 196 lbs.  
**SHOOTS:** Left  
**DRAFTED:** Undrafted

## CAREER STATS

SEASON	CLUB	LEA.	REGULAR SEASON					PLAYOFFS				
			GP	G	A	PTS	PIM	GP	G	A	PTS	PIM
2008-09	Tri-City Storm	USHL	58	10	14	24	49	--	--	--	--	--
2009-10	Sioux Falls Stampede	USHL	59	14	33	47	69	3	2	0	2	2
2010-11	Univ. of Alaska-Anchorage	NCAA	30	10	10	20	23	--	--	--	--	--
2011-12	Univ. of Alaska-Anchorage	NCAA	34	10	7	17	30	--	--	--	--	--
2012-13	Univ. of Alaska-Anchorage	NCAA	36	7	12	19	65	--	--	--	--	--
2013-14	Univ. of Alaska-Anchorage	NCAA	38	20	18	38	49	--	--	--	--	--
	Norfolk Admirals	AHL	11	2	1	3	8	10	0	2	2	10
2014-15	Norfolk Admirals	AHL	56	6	4	10	31	--	--	--	--	--
2015-16	San Diego Gulls	AHL	51	6	13	19	34	8	1	2	3	8
	<b>TOTALS</b>	<b>AHL</b>	<b>118</b>	<b>14</b>	<b>18</b>	<b>32</b>	<b>73</b>	<b>18</b>	<b>1</b>	<b>4</b>	<b>5</b>	<b>18</b>
		<b>NCAA</b>	<b>138</b>	<b>47</b>	<b>47</b>	<b>94</b>	<b>167</b>	--	--	--	--	--
		<b>USHL</b>	<b>117</b>	<b>24</b>	<b>47</b>	<b>71</b>	<b>118</b>	<b>3</b>	<b>2</b>	<b>0</b>	<b>2</b>	<b>2</b>

**Amateur Highlights:** Played two seasons in the USHL before committing to the University of Alaska-Anchorage... named to the WCHA's All-Academic team during his sophomore, junior and senior seasons... put up NCAA high numbers during his senior season when serving as the Seawolves captain... named to the 2014 First Team - All WCHA.

**Professional Highlights:** Signed with the Anaheim Ducks on March 26, 2014 to an entry level deal... suited up in 118 AHL games for the Ducks affiliate over three seasons and 18 postseason games...

**2015-16 Highlights:** Part of the inaugural San Diego Gulls squad... finished tenth on the team in points (19)... his plus-14 mark was second highest on the Gulls behind defenseman Jaycob Megna... missed 15 games due to an illegal hit to the head suffered on Dec. 26 vs. Ontario... established new pro high in points with 19... tied his previous pro high in goals (6).

## AHL HIGHLIGHTS

### FIRST

GP:	3/28/14	NOR 1 vs. WBS 2
Goal:	4/4/14	NOR 2 at ADK-PH 1 (SO)
Assist:	4/5/14	NOR 6 at BNG 3

### LONGEST PERSONAL STREAKS (Most Recent)


Goals:	2 (2x)	3/27/16 - 3/30/16 (2G)
Assists:	3 (2x)	3/27/16 - 4/2/16 (3A)
Points:	3 (2x)	3/27/16 - 4/2/16 (2-3-5)

### MOST (Most Recent)

Goals	1 (14x)	4/15/16	SD 2 vs. ONT 4
Assists	3 (1x)	3/18/16	SD 5 vs. BAK 7
Points	3 (1x)	3/18/16	SD 5 vs. BAK 7 (0-3-3)
SOG	6 (1x)	3/11/16	SD 6 vs. BAK 5 (OT)
PIM	7 (1x)	12/27/14	NOR 2 at LV 3 (OT)
Multi-Point Games	4	3/30/16	SD 4 at STK 2



# MATT BAILEY #22 - C



## BAILEY VS. AHL

OPPONENT	REGULAR SEASON					PLAYOFFS				
	GP	G	A	PTS	PIM	GP	G	A	PTS	PIM
Albany	4	0	1	1	2	--	--	--	--	--
Bakersfield	11	2	4	6	6	--	--	--	--	--
Binghamton	8	0	1	1	2	1	0	--	--	--
Bridgeport	4	0	0	0	4	--	--	--	--	--
Charlotte	7	0	0	0	4	--	--	--	--	--
Chicago	--	--	--	--	--	--	--	--	--	--
Cleveland	--	--	--	--	--	--	--	--	--	--
Grand Rapids	1	0	2	2	0	--	--	--	--	--
Hartford	3	0	0	0	2	--	--	--	--	--
Hershey	8	3	0	3	8	--	--	--	--	--
Iowa	--	--	--	--	--	--	--	--	--	--
Lehigh Valley	5	1	0	1	9	--	--	--	--	--
Manitoba	--	--	--	--	--	--	--	--	--	--
Milwaukee	1	0	0	0	0	--	--	--	--	--
Ontario	10	1	2	3	4	5	1	0	1	4
Providence	5	0	0	0	4	--	--	--	--	--
Rochester	--	--	--	--	--	--	--	--	--	--
Rockford	--	--	--	--	--	--	--	--	--	--
St. John's	--	--	--	--	--	6	0	1	1	6
San Antonio	3	0	1	1	0	--	--	--	--	--
San Diego	--	--	--	--	--	--	--	--	--	--
San Jose	10	1	2	3	9	--	--	--	--	--
Springfield	--	--	--	--	--	--	--	--	--	--
Stockton	11	2	2	4	11	--	--	--	--	--
Syracuse	1	0	1	1	0	--	--	--	--	--
Texas	2	0	0	0	0	3	0	2	2	4
Toronto	--	--	--	--	--	--	--	--	--	--
Tucson	--	--	--	--	--	--	--	--	--	--
Utica	--	--	--	--	--	--	--	--	--	--
W/B-Scranton	6	0	0	0	6	--	--	--	--	--
<i>Defunct Teams</i>										
ADK Phantoms	1	1	0	1	0	--	--	--	--	--
Manchester	4	2	1	3	0	4	0	1	1	4
Portland	5	0	0	0	0	--	--	--	--	--
Springfield Falcons	3	0	1	1	2	--	--	--	--	--
Worcester	5	1	0	1	0	--	--	--	--	--
<b>TOTALS</b>	<b>118</b>	<b>14</b>	<b>18</b>	<b>32</b>	<b>73</b>	<b>18</b>	<b>1</b>	<b>4</b>	<b>5</b>	<b>18</b>

**CONTRACT**



**BAILEY**



# BRANDON BOLLIG #25- LW

VETERAN



**BORN:** St. Charles, Missouri  
**DATE:** 1-31-1987  
**HEIGHT:** 6'2"  
**WEIGHT:** 220 lbs.  
**SHOOTS:** Left  
**DRAFTED:** Undrafted

## CAREER STATS

SEASON	CLUB	LEA.	REGULAR SEASON					PLAYOFFS				
			GP	G	A	PTS	PIM	GP	G	A	PTS	PIM
2005-06	Lincoln Stars	USHL	58	8	8	16	175	9	1	2	3	12
2006-07	Lincoln Stars	USHL	57	14	12	26	207	4	0	2	2	2
2007-08	Lincoln Stars	USHL	58	15	16	31	211	8	2	4	6	40
2008-09	St. Lawrence University	NCAA	36	6	7	13	51	--	--	--	--	--
2009-10	St. Lawrence University	NCAA	42	7	18	25	83	--	--	--	--	--
	Rockford IceHogs	AHL	3	1	1	2	7	--	--	--	--	--
2010-11	Rockford IceHogs	AHL	55	4	0	4	115	--	--	--	--	--
2011-12	Chicago Blackhawks	NHL	18	0	0	0	58	4	1	0	1	19
	Rockford IceHogs	AHL	53	3	6	9	163	--	--	--	--	--
2012-13	Chicago Blackhawks	NHL	25	0	0	0	51	5	0	0	0	2
	Rockford IceHogs	AHL	35	5	4	9	157	--	--	--	--	--
2013-14	Chicago Blackhawks	NHL	82	7	7	14	92	15	0	1	1	16
2014-15	Calgary Flames	NHL	62	1	4	5	88	11	2	0	2	38
2015-16	Calgary Flames	NHL	54	2	2	4	103	--	--	--	--	--
	<b>TOTALS</b>	<b>NHL</b>	<b>241</b>	<b>10</b>	<b>13</b>	<b>23</b>	<b>392</b>	<b>35</b>	<b>3</b>	<b>1</b>	<b>4</b>	<b>75</b>
		<b>AHL</b>	<b>146</b>	<b>13</b>	<b>11</b>	<b>24</b>	<b>442</b>	--	--	--	--	--
		<b>NCAA</b>	<b>78</b>	<b>13</b>	<b>25</b>	<b>38</b>	<b>134</b>	--	--	--	--	--
		<b>USHL</b>	<b>173</b>	<b>37</b>	<b>36</b>	<b>73</b>	<b>593</b>	<b>21</b>	<b>3</b>	<b>8</b>	<b>11</b>	<b>54</b>

**Amateur Highlights:** Ranked in the top four of the USHL in all three seasons in PIMS... ranks as the all-time PIMS leader for the Lincoln Stars... played two seasons in the NCAA totalling 78 games.

**Professional Highlights:** Made his pro debut for the Rockford IceHogs on 4/6/10 @ HOU... scored his first pro goal on 4/10/10 @ SA and registered his first multi-point game... made his NHL debut on 2/29/12 vs. TOR and picked up his first NHL fight in his debut... won a Stanley Cup as a member of the Chicago Blackhawks in 2012-13... scored his first NHL goal on 10/1/13 for CHI in the first game of the season against WAS... established career NHL high in points with 14 in 2013-14... traded to CGY on 6/28/14 in exchange for a third round pick... established an NHL career high in PIMS during the 2015-16 season with 103...

**2015-16 Highlights:** Established career high in PIMS with 103... fought seven times during the 2015-16 season... had a season high 15 mins in penalties during the Flames opening game on 10/7/15 vs. VAN.

## AHL HIGHLIGHTS

FIRST		
GP:	4/6/10	RFD 3 at HOU 1
Goal:	4/10/10	RFD 2 at SA 4
Assist:	4/10/10	RFD 2 at SA 4

LONGEST PERSONAL STREAKS (Most Recent)		
Goals:	1 (13x)	1/5/13 (1G)
Assists:	2 (1x)	11/20/11 - 11/23/11 (2A)
Points:	2 (2x)	12/19/12 - 12/21/12 (1-1-2)

MOST (Most Recent)			
Goals	1 (13x)	1/5/13	RFD 2 at TOR 5
Assists	1 (11x)	12/19/12	RFD 3 at MIL 1
Points	2 (1x)	4/10/10	RFD 2 at SA 4 (1-1-2)
SOG	5 (2x)	2/26/12	RFD 1 vs. CHI 0 (OT)
PIM	24 (1x)	11/3/12	RFD 6 vs. LE 3
Multi-Point Games	1	4/10/10	RFD 2 at SA 4 (1-1-2)



# BRANDON BOLLIG #25 - LW

VETERAN



## BOLLIG VS. AHL

OPPONENT	REGULAR SEASON					PLAYOFFS				
	GP	G	A	PTS	PIM	GP	G	A	PTS	PIM
Albany	--	--	--	--	--	--	--	--	--	--
Bakersfield	--	--	--	--	--	--	--	--	--	--
Binghamton	--	--	--	--	--	--	--	--	--	--
Bridgeport	--	--	--	--	--	--	--	--	--	--
Charlotte	10	1	2	3	21	--	--	--	--	--
Chicago	23	0	1	1	125	--	--	--	--	--
Cleveland (LE)	9	1	1	2	41	--	--	--	--	--
Grand Rapids	13	0	1	1	26	--	--	--	--	--
Hartford	--	--	--	--	--	--	--	--	--	--
Hershey	--	--	--	--	--	--	--	--	--	--
Iowa	--	--	--	--	--	--	--	--	--	--
Lehigh Valley	--	--	--	--	--	--	--	--	--	--
Manitoba	--	--	--	--	--	--	--	--	--	--
Milwaukee	18	4	2	6	40	--	--	--	--	--
Ontario	--	--	--	--	--	--	--	--	--	--
Providence	--	--	--	--	--	--	--	--	--	--
Rochester	--	--	--	--	--	--	--	--	--	--
Rockford	--	--	--	--	--	--	--	--	--	--
St. John's	--	--	--	--	--	--	--	--	--	--
San Antonio	9	1	2	3	11	--	--	--	--	--
San Diego	--	--	--	--	--	--	--	--	--	--
San Jose	--	--	--	--	--	--	--	--	--	--
Springfield	--	--	--	--	--	--	--	--	--	--
Syracuse	--	--	--	--	--	--	--	--	--	--
Texas	9	2	1	3	27	--	--	--	--	--
Toronto	4	1	0	1	17	--	--	--	--	--
Tucson	--	--	--	--	--	--	--	--	--	--
Utica	--	--	--	--	--	--	--	--	--	--
W/B-Scranton	--	--	--	--	--	--	--	--	--	--
<i>Defunct Teams</i>										
Abbotsford	5	0	1	1	7	--	--	--	--	--
Hamilton	4	0	0	0	17	--	--	--	--	--
Houston	10	2	0	2	27	--	--	--	--	--
Manitoba (2011)	3	1	0	1	5	--	--	--	--	--
Oklahoma City	7	0	0	0	9	--	--	--	--	--
Peoria	22	0	0	0	69	--	--	--	--	--
<b>TOTALS</b>	<b>146</b>	<b>13</b>	<b>11</b>	<b>24</b>	<b>442</b>	--	--	--	--	--

CONTRACT



**BOLLIG**



# AUSTIN CARROLL #20 - RW/LW



**BORN:** Calgary, Alberta, Canada  
**DATE:** 3-26-1994  
**HEIGHT:** 6'3"  
**WEIGHT:** 216 lbs.  
**SHOOTS:** Right  
**DRAFTED:** 2014 NHL Entry Draft (Round 7, #184 Overall) by Calgary

## CAREER STATS

SEASON	CLUB	LEA.	REGULAR SEASON					PLAYOFFS				
			GP	G	A	PTS	PIM	GP	G	A	PTS	PIM
2011-12	Victoria Royals	WHL	62	8	12	20	80	4	2	0	2	6
2012-13	Victoria Royals	WHL	67	15	27	42	152	4	1	1	2	2
2013-14	Victoria Royals	WHL	70	34	23	57	114	9	5	3	8	16
2014-15	Victoria Royals	WHL	69	38	39	77	124	10	1	8	9	8
2015-16	Stockton Heat	AHL	53	6	7	13	74	--	--	--	--	--
	<b>TOTALS</b>	<b>AHL</b>	<b>53</b>	<b>6</b>	<b>7</b>	<b>13</b>	<b>74</b>	--	--	--	--	--
		<b>WHL</b>	<b>268</b>	<b>95</b>	<b>101</b>	<b>196</b>	<b>470</b>	<b>27</b>	<b>9</b>	<b>12</b>	<b>21</b>	<b>32</b>

**Amateur Highlights:** Set career highs in goals and points every season at Victoria... played postseason hockey in each season... established a career high with 152 PIMS during his second season with Victoria... served as an alternate captain for the Royals in 2014-15.

**Professional Highlights:** Made his pro debut with the Heat on Oct. 15, 2015... scored his first pro goal on Oct. 31, 2015 at San Diego... tied for the most points among rookies on the Heat in 2015-16 with 13... led the Heat in fighting majors (10) and tied fourth among AHL rookies...

**2015-16 Highlights:** Made his pro debut with the Heat on Oct. 15, 2015... scored his first pro goal on Oct. 31, 2015 at San Diego... earned his first AHL assist on Dec. 12, 2015... picked up his first multi-point effort on Dec. 20, 2015 vs. SJ (1-1-2)... scored his first GWG against Iowa on Jan. 17, 2016... led the Heat with 10 fighting majors... tied fourth in the AHL among rookies in fighting majors...

## AHL HIGHLIGHTS

### FIRST

GP:	10/15/15	STK 1 vs. SJ 4
Goal:	10/31/15	STK 2 at SD 3
Assist:	12/12/15	STK 2 at TEX 5

### LONGEST PERSONAL STREAKS (Most Recent)

Goals:	1 (6x)	4/16/16 (1G)
Assists:	1 (6x)	3/18/16 (1A)
Points:	1 (12x)	4/16/16 (1-0-1)

### MOST (Most Recent)

Goals	1 (6x)	4/16/16	STK 5 vs. SJ 4
Assists	1 (6x)	3/18/16	STK 5 vs. IA 1
Points	2 (1x)	12/20/15	STK 4 at SJ 5
SOG	4 (1x)	3/9/16	STK 1 vs. SJ 4
PIM	7 (3x)	1/23/16	STK 3 vs. MB 2 (OT)
Multi-Point Games	1	12/20/15	STK 4 at SJ 5





# AUSTIN CARROLL #20 - RW/LW



## CARROLL VS. AHL

OPPONENT	REGULAR SEASON					PLAYOFFS				
	GP	G	A	PTS	PIM	GP	G	A	PTS	PIM
Albany	--	--	--	--	--	--	--	--	--	--
Bakersfield	12	0	0	0	19	--	--	--	--	--
Binghamton	--	--	--	--	--	--	--	--	--	--
Bridgeport	--	--	--	--	--	--	--	--	--	--
Charlotte	--	--	--	--	--	--	--	--	--	--
Chicago	--	--	--	--	--	--	--	--	--	--
Cleveland	--	--	--	--	--	--	--	--	--	--
Grand Rapids	--	--	--	--	--	--	--	--	--	--
Hartford	--	--	--	--	--	--	--	--	--	--
Hershey	--	--	--	--	--	--	--	--	--	--
Iowa	2	1	1	2	2	--	--	--	--	--
Lehigh Valley	--	--	--	--	--	--	--	--	--	--
Manitoba	4	0	0	0	9	--	--	--	--	--
Milwaukee	--	--	--	--	--	--	--	--	--	--
Ontario	7	0	2	2	5	--	--	--	--	--
Providence	--	--	--	--	--	--	--	--	--	--
Rochester	--	--	--	--	--	--	--	--	--	--
Rockford	1	0	0	0	0	--	--	--	--	--
St. John's	--	--	--	--	--	--	--	--	--	--
San Antonio	5	0	1	1	14	--	--	--	--	--
San Diego	8	2	1	3	14	--	--	--	--	--
San Jose	11	2	1	3	4	--	--	--	--	--
Springfield	--	--	--	--	--	--	--	--	--	--
Syracuse	--	--	--	--	--	--	--	--	--	--
Texas	3	1	1	2	7	--	--	--	--	--
Toronto	--	--	--	--	--	--	--	--	--	--
Tucson	--	--	--	--	--	--	--	--	--	--
Utica	--	--	--	--	--	--	--	--	--	--
W/B-Scranton	--	--	--	--	--	--	--	--	--	--
<b>TOTALS</b>	<b>53</b>	<b>6</b>	<b>7</b>	<b>13</b>	<b>74</b>	--	--	--	--	--


CONTRACT



CARROLL



# RYAN CULKIN #3 - D



**BORN:** Montreal, Quebec, Canada  
**DATE:** 12-15-1993  
**HEIGHT:** 6'2"  
**WEIGHT:** 194 lbs.  
**SHOOTS:** Left  
**DRAFTED:** 2012 NHL Entry Draft (Round 5, #124 Overall) by Calgary

## CAREER STATS

SEASON	CLUB	LEA.	REGULAR SEASON					PLAYOFFS				
			GP	G	A	PTS	PIM	GP	G	A	PTS	PIM
2010-11	Quebec Remparts	QMJHL	40	6	5	11	12	18	0	5	5	4
2011-12	Quebec Remparts	QMJHL	60	6	19	25	28	10	0	7	7	8
2012-13	Quebec Remparts	QMJHL	67	5	40	45	46	11	2	4	6	10
2013-14	Quebec Remparts	QMJHL	38	5	31	36	26	--	--	--	--	--
	Drummondville Voltigeurs	QMJHL	27	3	11	14	18	11	2	9	11	6
2014-15	Adirondack Flames	AHL	37	1	17	18	18	--	--	--	--	--
2015-16	Stockton Heat	AHL	27	1	1	2	10	--	--	--	--	--
	Adirondack Thunder	ECHL	33	0	8	8	28	--	--	--	--	--
	<b>TOTALS</b>	<b>AHL</b>	<b>64</b>	<b>2</b>	<b>18</b>	<b>20</b>	<b>28</b>	--	--	--	--	--
		<b>ECHL</b>	<b>27</b>	<b>0</b>	<b>8</b>	<b>8</b>	<b>28</b>	--	--	--	--	--
		<b>QMJHL</b>	<b>232</b>	<b>25</b>	<b>106</b>	<b>131</b>	<b>130</b>	<b>50</b>	<b>4</b>	<b>25</b>	<b>29</b>	<b>28</b>

**Amateur Highlights:** Played four seasons with the Quebec Remparts (QMJHL) before he was traded to the Voltigeurs in the 2013-14 season. He scored eleven points (6-5-11) and registered 12 penalty minutes in the regular season and five assists and four PIM's in the playoffs during his first year with the Remparts.... Culkin went on to score a total of 25 goals and 106 assists in four regular seasons and four goals and 25 assists in four three playoffs....

**Professional Highlights:** Ranked fifth on the Adirondack Flames in points among defenseman despite playing in just 37 games as a rookie... scored his first pro goal on Oct. 25, 2014 vs. Rochester... injured on Feb. 6 and missed the remainder of the 2014-15 season...

**2015-16 Highlights:** Injured at the 2015 Young Stars Classic... made his season debut on Nov. 13 with the Adirondack Thunder... registered his first ECHL point in his debut... recalled to the Heat on Feb. 6, 2016... made his Heat debut on Feb. 9, 2016... scored his first goal with the Heat and first since Oct. 25, 2014 on Apr. 10, 2016.

## AHL HIGHLIGHTS

### FIRST

GP:	10/10/14	ADK 1 at RCH 6
Goal:	10/25/14	ADK 7 vs. RCH 3
Assist:	10/11/14	ADK 1 vs. ALB 5

### LONGEST PERSONAL STREAKS (Most Recent)

Goals:	1 (2x)	4/10/16 (1G)
Assists:	5 (1x)	10/25/15 - 11/10/14 (6A)
Points:	5 (1x)	10/25/15 - 11/10/14 (1-6-7)

### MOST (Most Recent)

Goals	1 (2x)	4/10/16	STK 5 vs. SD 4 (OT)
Assists	2 (3x)	12/27/14	ADK 4 at HAM 0
Points	3 (1x)	10/25/14	ADK 7 vs. RCH 3 (1-2-3)
SOG	6 (2x)	12/17/14	ADK 4 at CHI 1
PIM	4 (2x)	12/31/14	ADK 3 vs. TOR 2 (OT)
Multi-Point Games	3	12/27/14	ADK 5 at HAM 0 (0-2-2)



# RYAN CULKIN #3 - D



## CULKIN VS. AHL

OPPONENT	REGULAR SEASON					PLAYOFFS				
	GP	G	A	PTS	PIM	GP	G	A	PTS	PIM
Albany	2	0	1	1	0	--	--	--	--	--
Bakersfield	3	0	0	0	0	--	--	--	--	--
Binghamton	1	0	0	0	2	--	--	--	--	--
Bridgeport	--	--	--	--	--	--	--	--	--	--
Charlotte	--	--	--	--	--	--	--	--	--	--
Chicago	1	0	2	2	0	--	--	--	--	--
Cleveland	--	--	--	--	--	--	--	--	--	--
Grand Rapids	1	0	0	0	0	--	--	--	--	--
Hartford	--	--	--	--	--	--	--	--	--	--
Hershey	--	--	--	--	--	--	--	--	--	--
Iowa	3	0	0	0	0	--	--	--	--	--
Lehigh Valley	1	0	0	0	2	--	--	--	--	--
Manitoba	2	0	0	0	0	--	--	--	--	--
Milwaukee	2	0	1	1	0	--	--	--	--	--
Ontario	4	0	0	0	2	--	--	--	--	--
Providence	--	--	--	--	--	--	--	--	--	--
Rochester	10	1	5	6	0	--	--	--	--	--
Rockford	--	--	--	--	--	--	--	--	--	--
St. John's	--	--	--	--	--	--	--	--	--	--
San Antonio	4	0	2	2	0	--	--	--	--	--
San Diego	7	1	0	1	0	--	--	--	--	--
San Jose	6	0	1	1	8	--	--	--	--	--
Springfield	--	--	--	--	--	--	--	--	--	--
Syracuse	--	--	--	--	--	--	--	--	--	--
Texas	3	0	0	0	2	--	--	--	--	--
Toronto	2	0	0	0	6	--	--	--	--	--
Tucson	--	--	--	--	--	--	--	--	--	--
Utica	6	0	0	0	2	--	--	--	--	--
W/B-Scranton	--	--	--	--	--	--	--	--	--	--
<i>Defunct Teams</i>										
Hamilton	5	0	6	6	4	--	--	--	--	--
Oklahoma City	1	0	0	0	0	--	--	--	--	--
<b>TOTALS</b>	<b>64</b>	<b>2</b>	<b>18</b>	<b>20</b>	<b>28</b>	--	--	--	--	--

CONTRACT



CULKIN



# JAMIE DEVANE #27 - LW



**BORN:** Mississauga, Ontario  
**DATE:** 2-20-1991  
**HEIGHT:** 6'5"  
**WEIGHT:** 231 lbs.  
**SHOOTS:** Left  
**DRAFTED:** 2009 NHL Entry Draft (Round 3, #68 Overall) by Toronto

## CAREER STATS

SEASON	CLUB	LEA.	REGULAR SEASON					PLAYOFFS				
			GP	G	A	PTS	PIM	GP	G	A	PTS	PIM
2008-09	Plymouth Whalers	OHL	64	5	12	17	92	11	0	0	0	17
2009-10	Plymouth Whalers	OHL	51	6	8	14	84	9	0	1	1	12
	Toronto Marlies	AHL	2	0	0	0	4	--	--	--	--	--
2010-11	Plymouth Whalers	OHL	63	19	19	38	131	10	2	3	5	19
2011-12	Plymouth Whalers	OHL	59	23	22	45	104	13	2	1	3	19
2012-13	Toronto Marlies	AHL	22	2	3	5	41	--	--	--	--	--
	San Francisco Bulls	ECHL	12	1	0	1	45	--	--	--	--	--
2013-14	Toronto Maple Leafs	NHL	2	0	0	0	0	--	--	--	--	--
	Toronto Marlies	AHL	55	4	4	8	146	2	0	0	0	2
2014-15	Toronto Marlies	AHL	39	0	2	2	62	--	--	--	--	--
2015-16	Milwaukee Admirals	AHL	62	6	5	11	82	3	0	0	0	2
	<b>TOTALS</b>	<b>NHL</b>	<b>2</b>	<b>0</b>	<b>0</b>	<b>0</b>	<b>0</b>	<b>--</b>	<b>--</b>	<b>--</b>	<b>--</b>	<b>--</b>
		<b>AHL</b>	<b>180</b>	<b>12</b>	<b>14</b>	<b>26</b>	<b>335</b>	<b>5</b>	<b>0</b>	<b>0</b>	<b>0</b>	<b>4</b>
		<b>ECHL</b>	<b>12</b>	<b>1</b>	<b>0</b>	<b>1</b>	<b>45</b>	<b>--</b>	<b>--</b>	<b>--</b>	<b>--</b>	<b>--</b>
		<b>OHL</b>	<b>237</b>	<b>53</b>	<b>61</b>	<b>114</b>	<b>411</b>	<b>43</b>	<b>4</b>	<b>5</b>	<b>9</b>	<b>67</b>

**Amateur Highlights:** Selected in the 7th round, 130 overall by the Plymouth Whalers in the 2007 OHL Priority Selection... skated 237 games with Plymouth ranking him tied 14th all-time for the Whalers... established new OHL highs in his third and fourth years with Plymouth.

**Professional Highlights:** Made his pro debut on Apr. 10, 2010 with the Toronto Marlies... split his first pro season with the Toronto Marlies and the San Francisco Bulls of the ECHL... scored his first pro goal on Nov. 18, 2012 vs. Utah Grizzlies... scored his first AHL goal on Feb. 6, 2013... made his NHL debut for the Toronto Maple Leafs on Oct. 5, 2013... led the Marlies in PIMS in 2013-14... traded on July 12, 2015 to the Nashville Predators for the rights to Taylor Beck...

**2015-16 Highlights:** Traded from the Toronto Maple Leafs to the Nashville Predators on July 12, 2015... assigned to the Predators AHL affiliate in Milwaukee for the season... contributed a pro high 6 goals, 5 assists and 11 points... ranked fourth on the team in PIMS with 82.

## AHL HIGHLIGHTS


FIRST		
GP:	4/10/10	TOR 3 vs. HAM 2 (SO)
Goal:	2/6/13	TOR 4 vs. HAM 6
Assist:	3/2/13	TOR 2 vs. BNG 4

LONGEST PERSONAL STREAKS (Most Recent)		
Goals:	1 (12x)	4/6/16 (1G)
Assists:	2 (1x)	11/14/15 - 11/18/15 (2A)
Points:	3 (1x)	11/13/15 - 11/18/15 (1-2-3)

MOST (Most Recent)			
Goals	1 (12x)	4/6/16	MIL 5 at MB 2
Assists	1 (14x)	4/15/16	MIL 2 vs. BAK 5
Points	2 (1x)	1/30/16	MIL 7 vs. GR 3
SOG	6 (1x)	11/13/15	MIL 4 at CHA 3
PIM	33 (1x)	3/8/14	TOR 4 vs. LE 1
Multi-Point Games	1	1/30/16	MIL 7 vs. GR



# JAMIE DEVANE #27 - LW



## DEVANE VS. AHL

OPPONENT	REGULAR SEASON					PLAYOFFS				
	GP	G	A	PTS	PIM	GP	G	A	PTS	PIM
Albany	--	--	--	--	--	--	--	--	--	--
Bakersfield	2	0	1	1	0	--	--	--	--	--
Binghamton	4	0	1	1	4	--	--	--	--	--
Bridgeport	--	--	--	--	--	--	--	--	--	--
Charlotte	13	1	1	2	20	--	--	--	--	--
Chicago	12	0	1	1	27	1	0	0	0	0
Cleveland (LE)	15	2	3	5	58	--	--	--	--	--
Grand Rapids	10	1	1	2	14	3	0	0	0	2
Hartford	--	--	--	--	--	--	--	--	--	--
Hershey	--	--	--	--	--	--	--	--	--	--
Iowa	7	0	0	0	5	--	--	--	--	--
Lehigh Valley	1	0	0	0	0	--	--	--	--	--
Manitoba	7	1	0	1	2	--	--	--	--	--
Milwaukee	1	0	1	1	5	--	--	--	--	--
Ontario	--	--	--	--	--	--	--	--	--	--
Providence	--	--	--	--	--	--	--	--	--	--
Rochester	17	0	2	2	30	--	--	--	--	--
Rockford	15	1	0	1	15	--	--	--	--	--
St. John's	10	0	0	0	16	--	--	--	--	--
San Antonio	10	1	1	2	20	--	--	--	--	--
San Diego	2	0	0	0	6	--	--	--	--	--
San Jose	--	--	--	--	--	--	--	--	--	--
Springfield	--	--	--	--	--	--	--	--	--	--
Syracuse	4	0	0	0	9	--	--	--	--	--
Texas	5	1	0	1	13	1	0	0	0	2
Toronto	--	--	--	--	--	--	--	--	--	--
Tucson	--	--	--	--	--	--	--	--	--	--
Utica	8	0	0	0	17	--	--	--	--	--
W/B-Scranton	2	0	0	0	5	--	--	--	--	--
<i>Defunct Teams</i>										
Abbotsford	6	2	0	2	18	--	--	--	--	--
ADK Flames	6	0	0	0	6	--	--	--	--	--
Hamilton	18	1	2	3	45	--	--	--	--	--
Oklahoma City	4	1	0	1	0	--	--	--	--	--
Peoria	1	0	0	0	0	--	--	--	--	--
<b>TOTALS</b>	<b>180</b>	<b>12</b>	<b>14</b>	<b>26</b>	<b>335</b>	<b>5</b>	<b>0</b>	<b>0</b>	<b>0</b>	<b>4</b>

**CONTRACT**



**DEVANE**



# KAYLE DOETZEL #48 - D

**ROOKIE**



**BORN:** Rosetown, Saskatchewan  
**DATE:** 6-19-1995  
**HEIGHT:** 6'2"  
**WEIGHT:** 194 lbs.  
**SHOOTS:** Right  
**DRAFTED:** Undrafted

## CAREER STATS

SEASON	CLUB	LEA.	REGULAR SEASON					PLAYOFFS				
			GP	G	A	PTS	PIM	GP	G	A	PTS	PIM
2011-12	Red Deer Rebels	WHL	43	1	2	3	33	--	--	--	--	--
2012-13	Red Deer Rebels	WHL	49	0	6	6	20	9	0	0	0	0
2013-14	Red Deer Rebels	WHL	70	2	10	12	102	1	0	0	0	0
2014-15	Red Deer Rebels	WHL	72	1	17	18	65	5	0	1	1	4
2015-16	Red Deer Rebels	WHL	58	1	14	15	58	17	0	3	3	14
	<b>TOTALS</b>	<b>WHL</b>	<b>292</b>	<b>5</b>	<b>49</b>	<b>54</b>	<b>278</b>	<b>32</b>	<b>0</b>	<b>4</b>	<b>4</b>	<b>18</b>

**Amateur Highlights:** Drafted first round, 12 overall by the Red Deer Rebels in the 2010 WHL Bantam Draft... served as an alternate captain in 2012-13, his second year with the Rebels... established a career high 102 PIMS in 2013-14, third most on Red Deer... had a team best plus-29 rating in 2015-16... played in 4 Memorial Cup games in 2015-16 picking up an assist... invited to the 2016 Young Stars Classic on a tryout with the Edmonton Oilers... cut from the Oilers but signed by the Stockton Heat.

**2015-16 Highlights:** Recorded a goal and 14 assists in 58 games for Red Deer... played in 17 postseason games for the Rebels putting up 3 assists, 14 PIMS and a plus-7 rating... suited up in 4 Memorial Cup Games as the host team... led the Rebels with a plus-29 rating... invited to rookie camp with the Edmonton Oilers... signed with the Stockton Heat after being released from his tryout by the Oilers.

## AHL HIGHLIGHTS

FIRST		
GP:	n/a	n/a
Goal:	n/a	n/a
Assist:	n/a	n/a

LONGEST PERSONAL STREAKS (Most Recent)		
Goals:	n/a	n/a
Assists:	n/a	n/a
Points:	n/a	n/a

MOST (Most Recent)			
Goals	n/a	n/a	n/a
Assists	n/a	n/a	n/a
Points	n/a	n/a	n/a
SOG	n/a	n/a	n/a
PIM	n/a	n/a	n/a
Multi-Point Games	n/a	n/a	n/a



# KAYLE DOETZEL #48 - D

**ROOKIE**



## DOETZEL VS. AHL

OPPONENT	REGULAR SEASON					PLAYOFFS				
	GP	G	A	PTS	PIM	GP	G	A	PTS	PIM
Albany	--	--	--	--	--	--	--	--	--	--
Bakersfield	--	--	--	--	--	--	--	--	--	--
Binghamton	--	--	--	--	--	--	--	--	--	--
Bridgeport	--	--	--	--	--	--	--	--	--	--
Charlotte	--	--	--	--	--	--	--	--	--	--
Chicago	--	--	--	--	--	--	--	--	--	--
Cleveland	--	--	--	--	--	--	--	--	--	--
Grand Rapids	--	--	--	--	--	--	--	--	--	--
Hartford	--	--	--	--	--	--	--	--	--	--
Hershey	--	--	--	--	--	--	--	--	--	--
Iowa	--	--	--	--	--	--	--	--	--	--
Lehigh Valley	--	--	--	--	--	--	--	--	--	--
Manitoba	--	--	--	--	--	--	--	--	--	--
Milwaukee	--	--	--	--	--	--	--	--	--	--
Ontario	--	--	--	--	--	--	--	--	--	--
Providence	--	--	--	--	--	--	--	--	--	--
Rochester	--	--	--	--	--	--	--	--	--	--
Rockford	--	--	--	--	--	--	--	--	--	--
St. John's	--	--	--	--	--	--	--	--	--	--
San Antonio	--	--	--	--	--	--	--	--	--	--
San Diego	--	--	--	--	--	--	--	--	--	--
San Jose	--	--	--	--	--	--	--	--	--	--
Springfield	--	--	--	--	--	--	--	--	--	--
Syracuse	--	--	--	--	--	--	--	--	--	--
Texas	--	--	--	--	--	--	--	--	--	--
Toronto	--	--	--	--	--	--	--	--	--	--
Tucson	--	--	--	--	--	--	--	--	--	--
Utica	--	--	--	--	--	--	--	--	--	--
W/B-Scranton	--	--	--	--	--	--	--	--	--	--
<b>TOTALS</b>	--	--	--	--	--	--	--	--	--	--

**CONTRACT**



**DOETZEL**



# ROMAN DYUKOV #6 - D

**ROOKIE**



**BORN:** Minsk, Belarus  
**DATE:** 9-29-1995  
**HEIGHT:** '1"  
**WEIGHT:** 190 lbs.  
**SHOOTS:** Left  
**DRAFTED:** Undrafted

## CAREER STATS

SEASON	CLUB	LEA.	REGULAR SEASON					PLAYOFFS				
			GP	G	A	PTS	PIM	GP	G	A	PTS	PIM
2011-12	MHK Yunost Minsk	BEL-JR	29	1	1	2	20	2	0	0	0	0
	Yunior Minsk	BEL-2	20	0	5	5	22	--	--	--	--	--
2012-13	Yunost Minsk	VHL	9	0	0	0	6	--	--	--	--	--
	MHK Yunost Minsk	BEL-JR	18	0	2	2	14	--	--	--	--	--
	Yunior Minsk	BEL-2	27	1	1	2	14	7	0	1	1	4
2013-14	MHK Yunost Minsk	BEL-JR	33	0	3	3	48	--	--	--	--	--
	Yunior Minsk	BEL-2	--	--	--	--	--	1	0	1	1	2
2014-15	Yunost Minsk	BEL-1	23	3	1	4	34	2	1	0	1	2
	MHK Yunost Minsk	BEL-JR	21	1	4	5	34	4	0	2	2	14
	Yunior Minsk	BEL-2	5	1	3	4	6	1	0	1	1	2
2015-16	HK Vitebsk	BEL-1	1	0	0	0	4	--	--	--	--	--
	Yunost Minsk	BEL-1	32	1	7	8	42	11	1	3	4	6
	Yunior Minsk	BEL-2	--	--	--	--	--	3	1	1	2	35
	<b>TOTALS</b>	<b>VHL</b>	<b>9</b>	<b>0</b>	<b>0</b>	<b>0</b>	<b>6</b>	--	--	--	--	--
		<b>BEL-1</b>	<b>56</b>	<b>4</b>	<b>8</b>	<b>12</b>	<b>80</b>	<b>13</b>	<b>2</b>	<b>3</b>	<b>5</b>	<b>8</b>
		<b>BEL-2</b>	<b>52</b>	<b>2</b>	<b>9</b>	<b>11</b>	<b>42</b>	<b>12</b>	<b>1</b>	<b>4</b>	<b>5</b>	<b>43</b>
		<b>BEL-JR</b>	<b>101</b>	<b>2</b>	<b>10</b>	<b>12</b>	<b>116</b>	<b>6</b>	<b>0</b>	<b>2</b>	<b>2</b>	<b>14</b>

**Amateur Highlights:** Played for his hometown's junior club in the MHL and BEL-2, compiling 153 games... split time between junior and pro hockey in Belarus in all but his first season... won a gold medal in the 2011-12 World Junior Championship (U18) Division 1B... won another gold medal in the 2014-15 World Junior Championship (U20) Division 1A.

**Professional Highlights:** Made his pro debut in 2012-13... played pro hockey every year from 2012-13... played in Russia's second division his second season with Yunost Minsk... won a Belarussian Championship in 2015-16... skated 7 games for Belarus in the 2016 World Championships... attended Flames rookie camp and signed his first North American contract with the Heat...

**2015-16 Highlights:** Played a career high of 32 games for his pro team, Yunost Minsk contributing 8 points and a plus-22 rating... added 11 post-season games en route to a Belarussian Championship where he had 4 points and a plus-8 rating... skated 7 games for Belarus' World Championship team.

## AHL HIGHLIGHTS

FIRST		
GP:	n/a	n/a
Goal:	n/a	n/a
Assist:	n/a	n/a

LONGEST PERSONAL STREAKS (Most Recent)		
Goals:	n/a	n/a
Assists:	n/a	n/a
Points:	n/a	n/a

MOST (Most Recent)			
Goals	n/a	n/a	n/a
Assists	n/a	n/a	n/a
Points	n/a	n/a	n/a
SOG	n/a	n/a	n/a
PIM	n/a	n/a	n/a
Multi-Point Games	n/a	n/a	n/a





# ROMAN DYUKOV #6 - D

**ROOKIE**



## DYUKOV VS. AHL

OPPONENT	REGULAR SEASON					PLAYOFFS				
	GP	G	A	PTS	PIM	GP	G	A	PTS	PIM
Albany	--	--	--	--	--	--	--	--	--	--
Bakersfield	--	--	--	--	--	--	--	--	--	--
Binghamton	--	--	--	--	--	--	--	--	--	--
Bridgeport	--	--	--	--	--	--	--	--	--	--
Charlotte	--	--	--	--	--	--	--	--	--	--
Chicago	--	--	--	--	--	--	--	--	--	--
Cleveland	--	--	--	--	--	--	--	--	--	--
Grand Rapids	--	--	--	--	--	--	--	--	--	--
Hartford	--	--	--	--	--	--	--	--	--	--
Hershey	--	--	--	--	--	--	--	--	--	--
Iowa	--	--	--	--	--	--	--	--	--	--
Lehigh Valley	--	--	--	--	--	--	--	--	--	--
Manitoba	--	--	--	--	--	--	--	--	--	--
Milwaukee	--	--	--	--	--	--	--	--	--	--
Ontario	--	--	--	--	--	--	--	--	--	--
Providence	--	--	--	--	--	--	--	--	--	--
Rochester	--	--	--	--	--	--	--	--	--	--
Rockford	--	--	--	--	--	--	--	--	--	--
St. John's	--	--	--	--	--	--	--	--	--	--
San Antonio	--	--	--	--	--	--	--	--	--	--
San Diego	--	--	--	--	--	--	--	--	--	--
San Jose	--	--	--	--	--	--	--	--	--	--
Springfield	--	--	--	--	--	--	--	--	--	--
Syracuse	--	--	--	--	--	--	--	--	--	--
Texas	--	--	--	--	--	--	--	--	--	--
Toronto	--	--	--	--	--	--	--	--	--	--
Tucson	--	--	--	--	--	--	--	--	--	--
Utica	--	--	--	--	--	--	--	--	--	--
W/B-Scranton	--	--	--	--	--	--	--	--	--	--
<b>TOTALS</b>	--	--	--	--	--	--	--	--	--	--

**CONTRACT**




**DYUKOV**



# STEPAN FALKOVSKY #38 - D

**ROOKIE**



**BORN:** Minsk, Belarus  
**DATE:** 12-18-1996  
**HEIGHT:** 6'7"  
**WEIGHT:** 225 lbs.  
**SHOOTS:** Left  
**DRAFTED:** 2016 NHL Entry Draft (Round 7, #186 Overall) by Calgary

## CAREER STATS

SEASON	CLUB	LEA.	REGULAR SEASON					PLAYOFFS				
			GP	G	A	PTS	PIM	GP	G	A	PTS	PIM
2013-14	MHK Yunost Minsk	BEL-JR	33	0	3	3	18	--	--	--	--	--
	Yunior Minsk	BEL-2	13	3	3	6	18	17	4	3	7	22
2014-15	Yunost Minsk	BEL-1	1	0	0	0	0	--	--	--	--	--
	MHK Yunost Minsk	BEL-JR	22	4	7	11	2	5	0	1	1	8
2015-16	Yunior Minsk	BEL-2	9	4	4	8	14	--	--	--	--	--
	Ottawa 67's	OHL	58	9	23	32	35	5	1	2	3	4
	<b>TOTALS</b>	<b>BEL-1</b>	<b>1</b>	<b>0</b>	<b>0</b>	<b>0</b>	<b>0</b>	<b>--</b>	<b>--</b>	<b>--</b>	<b>--</b>	<b>--</b>
		<b>BEL-2</b>	<b>22</b>	<b>7</b>	<b>7</b>	<b>14</b>	<b>32</b>	<b>17</b>	<b>4</b>	<b>3</b>	<b>7</b>	<b>22</b>
		<b>OHL</b>	<b>58</b>	<b>9</b>	<b>23</b>	<b>32</b>	<b>35</b>	<b>5</b>	<b>1</b>	<b>2</b>	<b>3</b>	<b>4</b>
		<b>BEL-JR</b>	<b>55</b>	<b>4</b>	<b>10</b>	<b>14</b>	<b>20</b>	<b>5</b>	<b>0</b>	<b>1</b>	<b>1</b>	<b>8</b>

**Amateur Highlights:** Began his junior career with his hometown team of Minsk in 2013-14... had the most points among defenseman during the World Junior Championships (U18) Division 1A in 2013-14 (5) for Belarus... won a gold medal with Belarus during the World Junior Championships (U20) Division 1A in 2014-15... selected in the first round, 42 overall by the Ottawa 67's in the 2015 CHL Import Draft... moved to Ottawa to play for the 67's in 2015-16.

**Professional Highlights:** Made his pro debut in Belarus in 2013-14 playing for Yunior Minsk in the Belarussian second division... played his first first division game in Belarus in 2014-15... selected in the seventh round, 186 overall by the Calgary Flames in the 2016 NHL Entry Draft...

**2015-16 Highlights:** Played his first season in North America with the Ottawa 67's of the OHL... scored his first OHL goal on Oct. 10, 2015 against the Barrie Colts... had 9 goals and 23 assists for 32 points for Ottawa... selected in the seventh round by the Flames in the 2016 NHL Entry Draft.

## AHL HIGHLIGHTS

FIRST		
GP:	n/a	n/a
Goal:	n/a	n/a
Assist:	n/a	n/a


LONGEST PERSONAL STREAKS (Most Recent)		
Goals:	n/a	n/a
Assists:	n/a	n/a
Points:	n/a	n/a

MOST (Most Recent)			
Goals	n/a	n/a	n/a
Assists	n/a	n/a	n/a
Points	n/a	n/a	n/a
SOG	n/a	n/a	n/a
PIM	n/a	n/a	n/a
Multi-Point Games	n/a	n/a	n/a



# STEPAN FALKOVSKY #38 - D

**ROOKIE**



## FALKOVSKY VS. AHL

OPPONENT	REGULAR SEASON					PLAYOFFS				
	GP	G	A	PTS	PIM	GP	G	A	PTS	PIM
Albany	--	--	--	--	--	--	--	--	--	--
Bakersfield	--	--	--	--	--	--	--	--	--	--
Binghamton	--	--	--	--	--	--	--	--	--	--
Bridgeport	--	--	--	--	--	--	--	--	--	--
Charlotte	--	--	--	--	--	--	--	--	--	--
Chicago	--	--	--	--	--	--	--	--	--	--
Cleveland	--	--	--	--	--	--	--	--	--	--
Grand Rapids	--	--	--	--	--	--	--	--	--	--
Hartford	--	--	--	--	--	--	--	--	--	--
Hershey	--	--	--	--	--	--	--	--	--	--
Iowa	--	--	--	--	--	--	--	--	--	--
Lehigh Valley	--	--	--	--	--	--	--	--	--	--
Manitoba	--	--	--	--	--	--	--	--	--	--
Milwaukee	--	--	--	--	--	--	--	--	--	--
Ontario	--	--	--	--	--	--	--	--	--	--
Providence	--	--	--	--	--	--	--	--	--	--
Rochester	--	--	--	--	--	--	--	--	--	--
Rockford	--	--	--	--	--	--	--	--	--	--
St. John's	--	--	--	--	--	--	--	--	--	--
San Antonio	--	--	--	--	--	--	--	--	--	--
San Diego	--	--	--	--	--	--	--	--	--	--
San Jose	--	--	--	--	--	--	--	--	--	--
Springfield	--	--	--	--	--	--	--	--	--	--
Syracuse	--	--	--	--	--	--	--	--	--	--
Texas	--	--	--	--	--	--	--	--	--	--
Toronto	--	--	--	--	--	--	--	--	--	--
Tucson	--	--	--	--	--	--	--	--	--	--
Utica	--	--	--	--	--	--	--	--	--	--
W/B-Scranton	--	--	--	--	--	--	--	--	--	--
<b>TOTALS</b>	--	--	--	--	--	--	--	--	--	--

**CONTRACT**



**FALKOVSKY**



# VETERAN EXEMPT



# MATT FRATTIN #19 - RW

**BORN:** Edmonton, Alberta


**DATE:** 1-3-1988

**HEIGHT:** 6'0"

**WEIGHT:** 205 lbs.

**SHOOTS:** Right

**DRAFTED:** 2007 NHL Entry Draft (Round 4, #99 Overall) by Toronto



SEASON	CLUB	LEA.	REGULAR SEASON					PLAYOFFS				
			GP	G	A	PTS	PIM	GP	G	A	PTS	PIM
2007-08	Univ. of North Dakota	NCAA	43	4	11	15	18	--	--	--	--	--
2008-09	Univ. of North Dakota	NCAA	42	13	12	25	48	--	--	--	--	--
2009-10	Univ. of North Dakota	NCAA	24	11	8	19	21	--	--	--	--	--
2010-11	Univ. of North Dakota	NCAA	44	36	24	60	42	--	--	--	--	--
	Toronto Maple Leafs	NHL	1	0	0	0	0	--	--	--	--	--
2011-12	Toronto Maple Leafs	NHL	56	8	7	15	25	--	--	--	--	--
	Toronto Marlies	AHL	23	14	4	18	20	13	10	3	13	6
2012-13	Toronto Maple Leafs	NHL	25	7	6	13	4	6	0	2	2	0
	Toronto Marlies	AHL	21	9	8	17	14	--	--	--	--	--
2013-14	Los Angeles Kings	NHL	40	2	4	6	11	--	--	--	--	--
	Columbus Blue Jackets	NHL	4	0	1	1	0	--	--	--	--	--
2014-15	Toronto Maple Leafs	NHL	9	0	0	0	4	--	--	--	--	--
	Toronto Marlies	AHL	59	26	22	48	26	5	3	3	6	14
2015-16	Toronto Marlies	AHL	71	13	21	34	51	1	0	0	0	0
	<b>TOTALS</b>	<b>NHL</b>	<b>135</b>	<b>17</b>	<b>18</b>	<b>35</b>	<b>44</b>	<b>6</b>	<b>0</b>	<b>2</b>	<b>2</b>	<b>0</b>
		<b>AHL</b>	<b>174</b>	<b>62</b>	<b>55</b>	<b>117</b>	<b>111</b>	<b>19</b>	<b>13</b>	<b>6</b>	<b>19</b>	<b>20</b>
		<b>NCAA</b>	<b>153</b>	<b>64</b>	<b>55</b>	<b>119</b>	<b>129</b>	--	--	--	--	--

**Amateur Highlights:** Played four years at the University of North Dakota... named to the All-Academic Team in 2008-09 and 2010-11... won a WCHA Championship with North Dakota in 2009-10... second in the NCAA with 60 points and led the NCAA with 36 goals during his senior season... named as a finalist for the Hobey Baker Award in 2011... won his second WCHA Championship... named to the First All-Star Team (WCHA) named the WCHA's Player of the Year and the NCAA (West) First All-American Team.

**Professional Highlights:** Signed with the Maple Leafs on Apr. 8, 2011 and made his NHL debut the next day against Montreal... split his rookie season with the Maple Leafs and the Toronto Marlies, playing 56 games in the NHL totalling 15 points and 23 games in the AHL totalling 18 points... participated in the 2012 Calder Cup Playoffs leading the Marlies in goals (10) and finishing second in points (14) as a rookie... lost in the Calder Cup Final to the Norfolk Admirals... split his sophomore campaign between the Maple Leafs and the Marlies... traded on June 23, 2013 to the Los Angeles Kings along with Ben Scrivens (G) and a 2nd Round Pick for Jonathan Bernier (G)... played 40 games for the Kings before being traded on March 5, 2014 in a Trade Deadline deal to the Columbus Blue Jackets in exchange for Marian Gaborik... after four games with Columbus, Frattin was reaquired by the Maple Leafs on July 1, 2014 and signed a two-year deal... put up 48 points in 59 games with the Marlies in 2014-15... played a career high 71 AHL games in 2015-16... signed as a free agent with the Stockton Heat on Sept. 1, 2015...

**2015-16 Highlights:** Played all season with the Toronto Marlies... played a career high 71 AHL games... scored 13 goals and registered 34 points... suited up in one Calder Cup playoff game for the Marlies.

## AHL HIGHLIGHTS

### FIRST

GP:	11/03/11	TOR 3 at TEX 4 (OT)
Goal:	11/6/11	TOR 6 at HOU 2
Assist:	11/03/11	TOR 3 at TEX 4 (OT)

### LONGEST PERSONAL STREAKS (Most Recent)

Goals:	4 (2x)	2/4/15 - 2/13/15 (5G)
Assists:	8	4/3/15 - 4/18/15 (10A)
Points:	9	4/3/15 - 4/19/15 (6-10-16)

### MOST (Most Recent)


Goals	2 (10x)	1/27/16	TOR 4 at GR 0
Assists	3 (1x)	12/26/12	TOR 3 vs. HAM 2
Points	4 (1x)	4/7/15	TOR 7 vs. ADK-Flames 4
SOG	8 (2x)	2/14/16	TOR 2 at STJ 1
PIM	10 (1x)	2/11/12	TOR 5 vs. HAM 1
Multi-Point Games	26	3/6/16	TOR 4 vs. UTI 5



**VETERAN EXEMPT**



**MATT FRATTIN #19 - RW**



**FRATTIN VS. AHL**

OPPONENT	REGULAR SEASON					PLAYOFFS				
	GP	G	A	PTS	PIM	GP	G	A	PTS	PIM
Albany	5	1	2	3	2	1	0	0	0	0
Bakersfield	--	--	--	--	--	--	--	--	--	--
Binghamton	9	1	2	3	9	--	--	--	--	--
Bridgeport	--	--	--	--	--	--	--	--	--	--
Charlotte	2	0	2	2	4	--	--	--	--	--
Chicago	2	1	0	1	2	--	--	--	--	--
Cleveland (LE)	12	5	2	7	2	--	--	--	--	--
Grand Rapids	11	5	3	8	6	5	3	3	6	14
Hartford	1	0	0	0	0	--	--	--	--	--
Hershey	3	1	1	2	5	--	--	--	--	--
Iowa	2	2	1	3	0	--	--	--	--	--
Lehigh Valley	3	1	1	2	6	--	--	--	--	--
Manitoba	7	0	1	1	11	--	--	--	--	--
Milwaukee	2	0	1	1	4	--	--	--	--	--
Ontario	--	--	--	--	--	--	--	--	--	--
Providence	2	1	0	1	0	--	--	--	--	--
Rochester	21	13	6	19	12	3	1	2	3	0
Rockford	3	1	2	3	2	--	--	--	--	--
St. John's	18	2	8	10	12	--	--	--	--	--
San Antonio	6	3	2	5	4	--	--	--	--	--
San Diego	--	--	--	--	--	--	--	--	--	--
San Jose	--	--	--	--	--	--	--	--	--	--
Springfield	--	--	--	--	--	--	--	--	--	--
Syracuse	8	2	2	4	4	--	--	--	--	--
Texas	4	2	2	4	0	--	--	--	--	--
Toronto	--	--	--	--	--	--	--	--	--	--
Tucson	--	--	--	--	--	--	--	--	--	--
Utica	13	2	6	8	4	--	--	--	--	--
W/B-Scranton	3	0	0	0	0	--	--	--	--	--
<i>Defunct Teams</i>										
Abbotsford	5	5	1	6	0	5	4	0	4	2
ADK Flames	8	4	3	7	4	--	--	--	--	--
ADK Phantoms	1	0	0	0	0	--	--	--	--	--
Hamilton	19	8	5	13	18	--	--	--	--	--
Houston	1	2	0	2	0	--	--	--	--	--
Oklahoma City	1	0	1	1	0	5	5	1	6	4
Portland	2	0	1	1	0	--	--	--	--	--
<b>TOTALS</b>	<b>174</b>	<b>62</b>	<b>55</b>	<b>117</b>	<b>111</b>	<b>19</b>	<b>13</b>	<b>6</b>	<b>19</b>	<b>20</b>

**CONTRACT**



**FRATTIN**



# JON GILLIES #32 - G

**ROOKIE**



**BORN:** Concord, New Hampshire, USA  
**DATE:** 1-22-1994  
**HEIGHT:** 6'5"  
**WEIGHT:** 216 lbs.  
**CATCHES:** Left  
**DRAFTED:** 2012 NHL Entry Draft (Round 3, #75 Overall) by Calgary

## CAREER STATS

SEASON	CLUB	LEA.	REGULAR SEASON										PLAYOFFS						
			GP	W	L	OTL	MIN	GA	SO	GAA	SVS	SV%	GP	W	L	MIN	GA	SO	GAA
2010-11	Indiana Ice	USHL	25	15	6	2	1447	68	3	2.82	656	0.906	2	0	1	82	3	0	2.20
2011-12	Indiana Ice	USHL	53	31	11	9	2967	137	3	2.77	1478	0.915	6	3	3	359	17	0	2.84
2012-13	Providence College	NCAA	35	17	12	6	2105	73	5	2.08	992	0.931	--	--	--	--	--	--	--
2013-14	Providence College	NCAA	34	19	9	5	2027	73	4	2.16	979	0.931	--	--	--	--	--	--	--
2014-15	Providence College	NCAA	39	24	13	2	2301	77	4	2.01	1029	0.930	--	--	--	--	--	--	--
2015-16	Stockton Heat	AHL	7	2	3	1	363	14	2	2.31	162	0.920	--	--	--	--	--	--	--
	<b>TOTALS</b>	<b>AHL</b>	<b>7</b>	<b>2</b>	<b>3</b>	<b>1</b>	<b>363</b>	<b>14</b>	<b>2</b>	<b>2.31</b>	<b>162</b>	<b>0.920</b>	--	--	--	--	--	--	--
		<b>NCAA</b>	<b>108</b>	<b>60</b>	<b>34</b>	<b>13</b>	<b>6433</b>	<b>223</b>	<b>13</b>	<b>2.08</b>	<b>3000</b>	<b>0.931</b>	--	--	--	--	--	--	--
		<b>USHL</b>	<b>78</b>	<b>46</b>	<b>17</b>	<b>11</b>	<b>4414</b>	<b>205</b>	<b>6</b>	<b>2.79</b>	<b>2134</b>	<b>0.912</b>	<b>8</b>	<b>3</b>	<b>4</b>	<b>441</b>	<b>20</b>	<b>0</b>	<b>2.72</b>

**Amateur Highlights:** Began his career in Indiana as a backup... saw two games of postseason action for the Ice in his first year... helped the Ice reach the USHL's Eastern Conference Finals... ranked sixth among North American goalies in Central Scouting's final rankings during his draft year... started as a Freshman at Providence College... won a gold medal with Team USA's World Junior Championship team in 2012-13... earned a host of recognitions during his freshman year including NCAA East Second All-American Team, Hockey East's All-Rookie Team, First All-Star Team and Rookie of the Year and was named NCAA New England's Rookie of the Year and to the Division 1 All-Star Team... won the NCAA Championship in 2014-15 and named the tournament's MVP... named to the NCAA's All-Tournament Team... was recognized as NCAA East's Second All-American Team, again named to New England's Division 1 All-Star Team and named to Hockey East's First All-Star Team and Hockey East's Goalie of the Year.

**Professional Highlights:** Made his pro debut on Oct. 10, 2015 earning his first pro shutout... earned his second pro shutout in his third pro game on Oct. 21, 2015... missed the rest of the 2015-16 season after undergoing hip surgery...

**2015-16 Highlights:** Made his pro debut on Oct. 10, 2015 and earned his first pro shutout stopping 19 vs. RFD... earned his second pro win and shutout on Oct. 21 at Texas stopping 33 shots... injured on Nov. 6, 2015 and would miss the rest of the season after hip surgery... despite only seven games played, Gillies was tied for the Heat lead in shutouts with Kevin Poulin (2).

## AHL HIGHLIGHTS

### FIRST

GP:	10/10/15	STK 7 vs. RFD 0
Win:	10/10/15	STK 7 vs. RFD 0
Shutout:	10/10/15	STK 7 vs. RFD 0

### MOST (Most Recent)

Shots Faced:	36 (2x)	10/31/15	STK 2 at SD 3
Saves:	36	10/21/15	STK 1 at TEX 0
GA:	5	10/24/15	STK 1 at SA 5
Career Shutouts:	2	10/21/15	STK 1 at TEX 0

### LONGEST PERSONAL STREAKS (Most Recent)

Win:	1 (2x)	10/21/15
Losing:	1 (3x)	10/31/15
Winless Streak:	3 (1x)	10/24/15 - 10/31/15
Shutout Streak:	66:40	10/21/15 - 10/24/15



# JON GILLIES #32 - G



## GILLIES VS. AHL

OPPONENT	REGULAR SEASON											PLAYOFFS											
	GP	MINS	W	L	OT/SOL	SO	SOG	GA	SVS	GAA	SV%	GP	MINS	W	L	OT	SO	SOG	GA	SVS	GAA	SV%	
Albany	--	--	--	--	--	--	--	--	--	--	--	--	--	--	--	--	--	--	--	--	--	--	--
Bakersfield	1	20	0	0	0	0	9	0	9	0.00	1.000	--	--	--	--	--	--	--	--	--	--	--	--
Binghamton	--	--	--	--	--	--	--	--	--	--	--	--	--	--	--	--	--	--	--	--	--	--	--
Bridgeport	--	--	--	--	--	--	--	--	--	--	--	--	--	--	--	--	--	--	--	--	--	--	--
Charlotte	--	--	--	--	--	--	--	--	--	--	--	--	--	--	--	--	--	--	--	--	--	--	--
Chicago	--	--	--	--	--	--	--	--	--	--	--	--	--	--	--	--	--	--	--	--	--	--	--
Cleveland	--	--	--	--	--	--	--	--	--	--	--	--	--	--	--	--	--	--	--	--	--	--	--
Grand Rapids	--	--	--	--	--	--	--	--	--	--	--	--	--	--	--	--	--	--	--	--	--	--	--
Hartford	--	--	--	--	--	--	--	--	--	--	--	--	--	--	--	--	--	--	--	--	--	--	--
Hershey	--	--	--	--	--	--	--	--	--	--	--	--	--	--	--	--	--	--	--	--	--	--	--
Iowa	--	--	--	--	--	--	--	--	--	--	--	--	--	--	--	--	--	--	--	--	--	--	--
Lehigh Valley	--	--	--	--	--	--	--	--	--	--	--	--	--	--	--	--	--	--	--	--	--	--	--
Manitoba	--	--	--	--	--	--	--	--	--	--	--	--	--	--	--	--	--	--	--	--	--	--	--
Milwaukee	--	--	--	--	--	--	--	--	--	--	--	--	--	--	--	--	--	--	--	--	--	--	--
Ontario	--	--	--	--	--	--	--	--	--	--	--	--	--	--	--	--	--	--	--	--	--	--	--
Providence	--	--	--	--	--	--	--	--	--	--	--	--	--	--	--	--	--	--	--	--	--	--	--
Rochester	--	--	--	--	--	--	--	--	--	--	--	--	--	--	--	--	--	--	--	--	--	--	--
Rockford	1	59	1	0	0	1	19	0	19	0.00	1.000	--	--	--	--	--	--	--	--	--	--	--	--
St. John's	--	--	--	--	--	--	--	--	--	--	--	--	--	--	--	--	--	--	--	--	--	--	--
San Antonio	1	40	0	1	0	0	25	5	20	7.50	0.800	--	--	--	--	--	--	--	--	--	--	--	--
San Diego	2	124	0	1	1	0	62	5	57	2.42	0.919	--	--	--	--	--	--	--	--	--	--	--	--
San Jose	1	60	0	1	0	0	25	4	21	4.00	0.840	--	--	--	--	--	--	--	--	--	--	--	--
Springfield	--	--	--	--	--	--	--	--	--	--	--	--	--	--	--	--	--	--	--	--	--	--	--
Syracuse	--	--	--	--	--	--	--	--	--	--	--	--	--	--	--	--	--	--	--	--	--	--	--
Texas	1	60	1	0	0	1	36	0	36	0.00	1.000	--	--	--	--	--	--	--	--	--	--	--	--
Toronto	--	--	--	--	--	--	--	--	--	--	--	--	--	--	--	--	--	--	--	--	--	--	--
Tucson	--	--	--	--	--	--	--	--	--	--	--	--	--	--	--	--	--	--	--	--	--	--	--
Utica	--	--	--	--	--	--	--	--	--	--	--	--	--	--	--	--	--	--	--	--	--	--	--
W/B-Scranton	--	--	--	--	--	--	--	--	--	--	--	--	--	--	--	--	--	--	--	--	--	--	--
<b>TOTALS</b>	<b>7</b>	<b>363</b>	<b>2</b>	<b>3</b>	<b>1</b>	<b>2</b>	<b>176</b>	<b>14</b>	<b>162</b>	<b>2.31</b>	<b>0.920</b>	--	--	--	--	--	--	--	--	--	--	--	--


# GILLIES

CONTRACT





# GARNET HATHAWAY #9 - RW



**BORN:** Naples, Florida, USA  
**DATE:** 11-23-1991  
**HEIGHT:** 6'2"  
**WEIGHT:** 209 lbs.  
**SHOOTS:** Right  
**DRAFTED:** Undrafted

## CAREER STATS

SEASON	CLUB	LEA.	REGULAR SEASON					PLAYOFFS				
			GP	G	A	PTS	PIM	GP	G	A	PTS	PIM
2010-11	Brown Univ.	NCAA	31	5	9	14	42	--	--	--	--	--
2011-12	Brown Univ.	NCAA	26	3	5	8	48	--	--	--	--	--
2012-13	Brown Univ.	NCAA	33	6	15	21	47	--	--	--	--	--
2013-14	Brown Univ.	NCAA	31	6	9	15	41	--	--	--	--	--
	Abbotsford Heat	AHL	8	0	0	0	10	1	0	0	0	10
2014-15	Adirondack Flames	AHL	72	19	17	36	77	--	--	--	--	--
2015-16	Calgary Flames	NHL	14	0	3	3	31	--	--	--	--	--
	Stockton Heat	AHL	44	8	13	21	39	--	--	--	--	--
	<b>TOTALS</b>	<b>NHL</b>	<b>14</b>	<b>0</b>	<b>3</b>	<b>3</b>	<b>31</b>	--	--	--	--	--
		<b>AHL</b>	<b>124</b>	<b>27</b>	<b>30</b>	<b>57</b>	<b>126</b>	<b>1</b>	<b>0</b>	<b>0</b>	<b>0</b>	<b>10</b>
		<b>NCAA</b>	<b>121</b>	<b>20</b>	<b>38</b>	<b>58</b>	<b>178</b>	--	--	--	--	--

**Amateur Highlights:** Hathaway appeared in 121 games and recorded a total of 58 points (20-38-58) and 178 penalty minutes in four seasons for Brown University (ECAC)....

**Professional Highlights:** Made his professional debut in the AHL for the Abbotsford Heat on 3-23-2014 vs. the Toronto Marlies in Toronto.... Recorded two fights in his eight games (vs. Jamie Devane TOR 3-23-14 and vs. Wade Brookbank RFD 4-4-14)... finished his first full professional season tied second on the team in goals with 19... signed his first NHL contract with the Calgary Flames on 4/13/15 ... named an inaugural alternate captain of the Heat... earned his first NHL call-up on 2/29/16 and made his debut with the Flames in Philadelphia that night against the Flyers... became the second Heat player to make his NHL debut during the 15-16 season... recorded his first NHL point and first NHL multipoint game on 3/3/16 at Buffalo with 2 assists... ranked fourth in the AHL with three shorthanded goals and tied for the team lead....

**2015-16 Highlights:** Named a Heat alternate captain... became the second Heat player to make his NHL debut on 2/29/16 at Philadelphia where he was plus-1 had a shot and a blocked shot in a 3-5 loss... recorded his first NHL point and multipoint game on 3/3/16 at Buffalo with 2 assists... totalled 14 games with the Flames and three points, all assists... three of his 8 goals for Stockton came shorthanded, tying him for the team lead and tying him for fourth in the AHL.

## AHL HIGHLIGHTS

### FIRST

GP:	3/23/14	ABB 2 at TOR 3
Goal:	10/25/14	ADK 7 vs. RCH 3
Assist:	10/29/14	ADK 7 vs. SA 6

### LONGEST PERSONAL STREAKS (Most Recent)

Goals:	2 (5x)	11/13/15 - 11/14/15 (2G)
Assists:	3 (1x)	3/4/15 - 3/7/15 (3A)
Points:	3 (4x)	4/9/16 - 4/12/16 (1-2-3)


### MOST (Most Recent)

Goals	2 (3x)	11/27/15	STK 5 vs. BAK 6
Assists	3 (2x)	2/14/16	STK 5 vs. SA 1
Points	3 (5x)	2/14/16	STK 5 vs. SA 1 (0-3-3)
SOG	6 (1x)	4/4/15	ADK 7 at SA 3
PIM	7 (1x)	3/13/15	ADK 4 at SYR 7
Multi-Point Games	10	2/14/16	STK 5 vs. SA 1 (0-3-3)





# GARNET HATHAWAY #9 - RW



## HATHAWAY VS. AHL

OPPONENT	REGULAR SEASON					PLAYOFFS				
	GP	G	A	PTS	PIM	GP	G	A	PTS	PIM
Albany	1	0	0	0	0	--	--	--	--	--
Bakersfield	7	2	2	4	4	--	--	--	--	--
Binghamton	2	2	1	3	5	--	--	--	--	--
Bridgeport	--	--	--	--	--	--	--	--	--	--
Charlotte	--	--	--	--	--	--	--	--	--	--
Chicago	2	1	1	2	4	--	--	--	--	--
Grand Rapids	2	0	0	0	0	1	0	0	0	10
Hartford	--	--	--	--	--	--	--	--	--	--
Hershey	--	--	--	--	--	--	--	--	--	--
Iowa	3	0	0	0	0	--	--	--	--	--
Lake Erie	2	0	0	0	0	--	--	--	--	--
Lehigh Valley	4	0	1	1	6	--	--	--	--	--
Manitoba	2	1	0	1	0	--	--	--	--	--
Milwaukee	2	0	0	0	0	--	--	--	--	--
Ontario	8	1	0	1	8	--	--	--	--	--
Portland	--	--	--	--	--	--	--	--	--	--
Providence	--	--	--	--	--	--	--	--	--	--
Rochester	11	5	2	7	12	--	--	--	--	--
Rockford	7	1	1	2	5	--	--	--	--	--
St. John's	--	--	--	--	--	--	--	--	--	--
San Antonio	10	5	6	11	6	--	--	--	--	--
San Diego	10	2	3	5	11	--	--	--	--	--
San Jose	7	0	4	4	12	--	--	--	--	--
Springfield	--	--	--	--	--	--	--	--	--	--
Syracuse	3	0	3	3	7	--	--	--	--	--
Texas	6	2	0	2	4	--	--	--	--	--
Toronto	9	0	4	4	9	--	--	--	--	--
Utica	13	0	0	0	23	--	--	--	--	--
W/B-Scranton	--	--	--	--	--	--	--	--	--	--
<i>Defunct Teams</i>										
Hamilton	8	3	2	5	6	--	--	--	--	--
Oklahoma City	5	2	0	2	4	--	--	--	--	--
<b>TOTALS</b>	<b>124</b>	<b>27</b>	<b>30</b>	<b>57</b>	<b>126</b>	<b>1</b>	<b>0</b>	<b>0</b>	<b>0</b>	<b>10</b>

CONTRACT



HATHAWAY



# MARK JANKOWSKI #17 - C

**ROOKIE**



**BORN:** Hamilton, Ontario  
**DATE:** 9-13-1994  
**HEIGHT:** 6'4"  
**WEIGHT:** 203 lbs.  
**SHOOTS:** Left  
**DRAFTED:** 2012 NHL Entry Draft (Round 1, #21 Overall) by Calgary

## CAREER STATS

SEASON	CLUB	LEA.	REGULAR SEASON					PLAYOFFS				
			GP	G	A	PTS	PIM	GP	G	A	PTS	PIM
2012-13	Providence College	NCAA	34	7	11	18	10	--	--	--	--	--
2013-14	Providence College	NCAA	39	13	12	25	14	--	--	--	--	--
2014-15	Providence College	NCAA	37	8	19	27	14	--	--	--	--	--
2015-16	Providence College	NCAA	38	15	25	40	28	--	--	--	--	--
	Stockton Heat	AHL	8	2	4	6	0	--	--	--	--	--
	<b>TOTALS</b>	<b>AHL</b>	<b>8</b>	<b>2</b>	<b>4</b>	<b>6</b>	<b>0</b>	--	--	--	--	--
		<b>NCAA</b>	<b>148</b>	<b>43</b>	<b>67</b>	<b>110</b>	<b>66</b>	--	--	--	--	--

**Amateur Highlights:** Compiled 91 Classical Academy High School hockey games with Stanstead College to go along with 26 Midwest Prep Hockey League games for Stanstead College, posting 55-63-118 in CAHS play and 24-15-39 in MPHL play... ranks 15th all time in points in CAHS play while ranking 14th all time in MPHL points... captained his Stanstead College team in 2011-12... named the MPHL Most Valuable Player in 2011-12 with 19-11-30 in 13 games... also led the league in points that same season... drafted by the Calgary Flames in the first round, 21 overall, in the 2012 NHL Entry Draft... committed to Providence College in September 2012... played 148 games for Providence during his four year career... established career high in games played with 39 during his sophomore season... had 8 goals and 27 points during Providence's Championship winning team in 2014-15... named to the NCAA Championship All-Tournament Team in 2014-15... established career highs during his senior season with 15 goals, 25 assists and 40 points, leading his team... played the sixth most games for Providence in team history (148).

**Professional Highlights:** Signed with the Calgary Flames on 3/30/16 and assigned to Stockton for the remainder of the 2015-16 season... made his pro debut and earned his first pro point, an assist, on 4/1/16... registered his first pro multi-point game on 4/9/16 (2 assists)... scored his first pro goal on 4/10/16 vs. SD...

**2015-16 Highlights:** Led Providence College with 40 points and tied for the team lead in goals with 15... established career highs in goals (15), assists (25) and points (40)... signed an entry level contract with Calgary on 3/30/16 and agreed to finish the 15-16 season on an amateur tryout with Stockton... made his pro debut and earned his first pro point, an assist, on 4/1/16... registered his first pro multi-point game on 4/9/16 (2 assists)... scored his first pro goal on 4/10/16 vs. SD... had goals in back-to-back games from 4/10/16 to 4/12/16... finished the year with 6 points in 8 games.

## AHL HIGHLIGHTS

### FIRST

GP:	4/1/16	STK 3 vs. ONT 2
Goal:	4/10/16	STK 5 vs. SD 4 (OT)
Assist:	4/1/16	STK 3 vs. ONT 2

### LONGEST PERSONAL STREAKS (Most Recent)

Goals:	2 (1x)	4/10/16 - 4/12/16 (2G)
Assists:	1 (3x)	4/16/16 (1A)
Points:	4 (1x)	4/9/16 - 4/16/16 (2-3-5)


### MOST (Most Recent)

Goals	1 (2x)	4/12/16	STK 3 at BAK 6
Assists	2 (1x)	4/9/16	STK 2 vs. SD 6
Points	2 (1x)	4/9/16	STK 2 vs. SD 6 (0-2-2)
SOG	4 (1x)	4/10/16	STK 5 vs. SD 4 (OT)
PIM	n/a	n/a	n/a
Multi-Point Games	1	4/9/16	STK 2 vs. SD 6 (0-2-2)



# MARK JANKOWSKI #17 - C

**ROOKIE**



## JANKOWSKI VS. AHL

OPPONENT	REGULAR SEASON					PLAYOFFS				
	GP	G	A	PTS	PIM	GP	G	A	PTS	PIM
Albany	--	--	--	--	--	--	--	--	--	--
Bakersfield	1	1	0	1	0	--	--	--	--	--
Binghamton	--	--	--	--	--	--	--	--	--	--
Bridgeport	--	--	--	--	--	--	--	--	--	--
Charlotte	--	--	--	--	--	--	--	--	--	--
Chicago	--	--	--	--	--	--	--	--	--	--
Cleveland	--	--	--	--	--	--	--	--	--	--
Grand Rapids	--	--	--	--	--	--	--	--	--	--
Hartford	--	--	--	--	--	--	--	--	--	--
Hershey	--	--	--	--	--	--	--	--	--	--
Iowa	--	--	--	--	--	--	--	--	--	--
Lehigh Valley	--	--	--	--	--	--	--	--	--	--
Manitoba	--	--	--	--	--	--	--	--	--	--
Milwaukee	--	--	--	--	--	--	--	--	--	--
Ontario	2	0	1	1	0	--	--	--	--	--
Providence	--	--	--	--	--	--	--	--	--	--
Rochester	--	--	--	--	--	--	--	--	--	--
Rockford	--	--	--	--	--	--	--	--	--	--
St. John's	--	--	--	--	--	--	--	--	--	--
San Antonio	--	--	--	--	--	--	--	--	--	--
San Diego	3	1	2	3	0	--	--	--	--	--
San Jose	2	0	1	1	0	--	--	--	--	--
Springfield	--	--	--	--	--	--	--	--	--	--
Syracuse	--	--	--	--	--	--	--	--	--	--
Texas	--	--	--	--	--	--	--	--	--	--
Toronto	--	--	--	--	--	--	--	--	--	--
Tucson	--	--	--	--	--	--	--	--	--	--
Utica	--	--	--	--	--	--	--	--	--	--
W/B-Scranton	--	--	--	--	--	--	--	--	--	--
<b>TOTALS</b>	<b>8</b>	<b>2</b>	<b>4</b>	<b>6</b>	<b>0</b>	--	--	--	--	--

**CONTRACT**



**JANKOWSKI**



# KEEGAN KANZIG #8 - D

**ROOKIE**



**BORN:** Athabasca, Alberta  
**DATE:** 2-26-1995  
**HEIGHT:** 6'6"  
**WEIGHT:** 243 lbs.  
**SHOOTS:** Left  
**DRAFTED:** 2013 NHL Entry Draft (Round 3, #67 Overall) by Calgary

## CAREER STATS

SEASON	CLUB	LEA.	REGULAR SEASON					PLAYOFFS				
			GP	G	A	PTS	PIM	GP	G	A	PTS	PIM
2011-12	Victoria Royals	WHL	63	0	2	2	66	4	0	0	0	8
2012-13	Victoria Royals	WHL	70	0	7	7	159	6	1	0	1	10
2013-14	Victoria Royals	WHL	63	3	5	8	99	7	0	1	1	17
2014-15	Victoria Royals	WHL	21	0	6	6	51	--	--	--	--	--
	Calgary Hitmen	WHL	49	3	13	16	115	17	0	3	3	31
2015-16	Stockton Heat	AHL	3	0	0	0	2	--	--	--	--	--
	Calgary Hitmen	WHL	53	13	7	20	75	5	1	0	1	4
	<b>TOTALS</b>	<b>AHL</b>	<b>3</b>	<b>0</b>	<b>0</b>	<b>0</b>	<b>2</b>	<b>--</b>	<b>--</b>	<b>--</b>	<b>--</b>	<b>--</b>
		<b>WHL</b>	<b>319</b>	<b>19</b>	<b>40</b>	<b>59</b>	<b>565</b>	<b>39</b>	<b>2</b>	<b>4</b>	<b>6</b>	<b>70</b>

**Amateur Highlights:** Played his entire junior career in the WHL... suited up in 217 games for the Victoria Royals before being traded in 2014-15 to the Calgary Hitmen... matched his career high in goals with 3... set a career high in assists (19), points (22) and PIMS (166) in 2014-15... made his deepest ever playoff run with Calgary to the Eastern Conference Finals... was the WHL's most penalized player in 2014-15... reassigned to the Hitmen on 11/5/15... named an alternate captain of the Hitmen in 2015-16... scored a career high 13 goals in 53 games during his final junior season.

**Professional Highlights:** Made his pro debut on 10/21/16 at Texas and got on the stat sheet with a minor penalty... suited up in two additional games in April 2016 after his junior season and career ended...

**2015-16 Highlights:** Made the Heat out of camp and debuted on 10/21/16 at Texas... reassigned to the Calgary Hitmen for his overage season on 11/5/15... was named an alternate captain of the Hitmen... scored a career high 13 goals with Calgary and 20 points... had a career high three-game point streak from 1/8 to 1/15 (4-1-5)... had a goal in 5 postseason games with Calgary... reassigned to Stockton where he played two additional games for the Heat.

## AHL HIGHLIGHTS

FIRST		
GP:	10/21/15	STK 1 at TEX 0
Goal:	n/a	n/a
Assist:	n/a	n/a


LONGEST PERSONAL STREAKS (Most Recent)		
Goals:	n/a	n/a
Assists:	n/a	n/a
Points:	n/a	n/a

MOST (Most Recent)			
Goals	n/a	n/a	n/a
Assists	n/a	n/a	n/a
Points	n/a	n/a	n/a
SOG	3 (1x)	4/17/16	STK 0 at SJ 6
PIM	2 (1x)	10/21/15	STK 1 at TEX 0
Multi-Point Games	n/a	n/a	n/a



# KEEGAN KANZIG #8 - D

**ROOKIE**



## KANZIG VS. AHL

OPPONENT	REGULAR SEASON					PLAYOFFS				
	GP	G	A	PTS	PIM	GP	G	A	PTS	PIM
Albany	--	--	--	--	--	--	--	--	--	--
Bakersfield	--	--	--	--	--	--	--	--	--	--
Binghamton	--	--	--	--	--	--	--	--	--	--
Bridgeport	--	--	--	--	--	--	--	--	--	--
Charlotte	--	--	--	--	--	--	--	--	--	--
Chicago	--	--	--	--	--	--	--	--	--	--
Cleveland	--	--	--	--	--	--	--	--	--	--
Grand Rapids	--	--	--	--	--	--	--	--	--	--
Hartford	--	--	--	--	--	--	--	--	--	--
Hershey	--	--	--	--	--	--	--	--	--	--
Iowa	--	--	--	--	--	--	--	--	--	--
Lehigh Valley	--	--	--	--	--	--	--	--	--	--
Manitoba	--	--	--	--	--	--	--	--	--	--
Milwaukee	--	--	--	--	--	--	--	--	--	--
Ontario	--	--	--	--	--	--	--	--	--	--
Providence	--	--	--	--	--	--	--	--	--	--
Rochester	--	--	--	--	--	--	--	--	--	--
Rockford	--	--	--	--	--	--	--	--	--	--
St. John's	--	--	--	--	--	--	--	--	--	--
San Antonio	--	--	--	--	--	--	--	--	--	--
San Diego	1	0	0	0	0	--	--	--	--	--
San Jose	1	0	0	0	0	--	--	--	--	--
Springfield	--	--	--	--	--	--	--	--	--	--
Syracuse	--	--	--	--	--	--	--	--	--	--
Texas	1	0	0	0	2	--	--	--	--	--
Toronto	--	--	--	--	--	--	--	--	--	--
Tucson	--	--	--	--	--	--	--	--	--	--
Utica	--	--	--	--	--	--	--	--	--	--
W/B-Scranton	--	--	--	--	--	--	--	--	--	--
<b>TOTALS</b>	<b>3</b>	<b>0</b>	<b>0</b>	<b>0</b>	<b>2</b>	--	--	--	--	--


**CONTRACT**



**KANZIG**



# MORGAN KLIMCHUK #18 - LW



**BORN:** Regina, Saskatchewan  
**DATE:** 3-2-1995  
**HEIGHT:** 5'11"  
**WEIGHT:** 185 lbs.  
**SHOOTS:** Left  
**DRAFTED:** 2013 NHL Entry Draft (Round 1, #28 Overall) by Calgary

## CAREER STATS

SEASON	CLUB	LEA.	REGULAR SEASON					PLAYOFFS				
			GP	G	A	PTS	PIM	GP	G	A	PTS	PIM
2010-11	Regina Pats	WHL	5	0	1	1	0	--	--	--	--	--
2011-12	Regina Pats	WHL	67	18	18	36	27	5	0	1	1	2
2012-13	Regina Pats	WHL	72	36	40	76	20	--	--	--	--	--
2013-14	Regina Pats	WHL	57	30	44	74	27	4	3	2	5	2
	Abbotsford Heat	AHL	4	0	0	0	4	--	--	--	--	--
2014-15	Regina Pats	WHL	27	14	16	30	12	--	--	--	--	--
	Brandon Wheat Kings	WHL	33	20	30	50	12	13	3	10	13	2
2015-16	Stockton Heat	AHL	55	3	6	9	10	--	--	--	--	--
	<b>TOTALS</b>	<b>AHL</b>	<b>59</b>	<b>3</b>	<b>6</b>	<b>9</b>	<b>14</b>	<b>--</b>	<b>--</b>	<b>--</b>	<b>--</b>	<b>--</b>
		<b>WHL</b>	<b>261</b>	<b>118</b>	<b>149</b>	<b>267</b>	<b>98</b>	<b>22</b>	<b>6</b>	<b>13</b>	<b>19</b>	<b>6</b>

**Amateur Highlights:** Selected by Regina in the first round, fifth overall in the 2010 WHL Bantam draft... ranked by NHL Central Scouting Bureau as the 25th best prospect in North America during his draft year... invited to play in the CHL's Top Prospect Game in 2013... traded to Brandon in 2014-15.

**Professional Highlights:** Skated his first four pro games with the Abbotsford Heat during the end of the 2013-14 season... got on the AHL score-sheet during his final two games with Abbotsford by getting called for minor penalties in both games... recorded his first pro goal, assist and multi-point game with Stockton on 12/20/15 at SJ... went even or better in 19-straight games from 2/21/16 to 4/16/16...

**2015-16 Highlights:** Scored his first pro goal, assist and multi-point game on 12/20/15 at SJ... missed a total of 12 games with two separate injuries... went even or better in 19-straight games from 2/21/16 to 4/16/16.

## AHL HIGHLIGHTS

### FIRST

GP:	4/11/14	ABB 3 vs. OKC 2
Goal:	12/20/15	STK 4 at SJ 5
Assist:	12/20/15	STK 4 at SJ 5

### LONGEST PERSONAL STREAKS (Most Recent)


Goals:	1 (3x)	1/13/16 (1G)
Assists:	1 (6x)	4/12/16 (1A)
Points:	1 (8x)	4/12/16 (0-1-1)

### MOST (Most Recent)

Goals	1 (3x)	1/13/16	STK 6 vs. SA 2
Assists	1 (6x)	4/12/16	STK 3 at BAK 6
Points	2 (1x)	12/20/15	STK 4 at SJ 5
SOG	5 (1x)	1/22/16	STK 2 vs. MB 1 (SO)
PIM	2 (7x)	4/1/16	STK 3 vs. ONT 2
Multi-Point Games	1	12/20/16	STK 4 at SJ 5



# MORGAN KLIMCHUK #18 - LW



## KLIMCHUK VS. AHL

OPPONENT	REGULAR SEASON					PLAYOFFS				
	GP	G	A	PTS	PIM	GP	G	A	PTS	PIM
Albany	--	--	--	--	--	--	--	--	--	--
Bakersfield	11	0	2	2	2	--	--	--	--	--
Binghamton	--	--	--	--	--	--	--	--	--	--
Bridgeport	--	--	--	--	--	--	--	--	--	--
Charlotte	--	--	--	--	--	--	--	--	--	--
Chicago	--	--	--	--	--	--	--	--	--	--
Cleveland	--	--	--	--	--	--	--	--	--	--
Grand Rapids	--	--	--	--	--	--	--	--	--	--
Hartford	--	--	--	--	--	--	--	--	--	--
Hershey	--	--	--	--	--	--	--	--	--	--
Iowa	2	0	1	1	2	--	--	--	--	--
Lehigh Valley	--	--	--	--	--	--	--	--	--	--
Manitoba	4	0	0	0	2	--	--	--	--	--
Milwaukee	--	--	--	--	--	--	--	--	--	--
Ontario	11	0	1	1	2	--	--	--	--	--
Providence	--	--	--	--	--	--	--	--	--	--
Rochester	--	--	--	--	--	--	--	--	--	--
Rockford	2	0	0	0	0	--	--	--	--	--
St. John's	--	--	--	--	--	--	--	--	--	--
San Antonio	5	1	0	1	2	--	--	--	--	--
San Diego	7	0	0	0	2	--	--	--	--	--
San Jose	9	2	2	4	0	--	--	--	--	--
Springfield	--	--	--	--	--	--	--	--	--	--
Syracuse	--	--	--	--	--	--	--	--	--	--
Texas	6	0	0	0	2	--	--	--	--	--
Toronto	--	--	--	--	--	--	--	--	--	--
Tucson	--	--	--	--	--	--	--	--	--	--
Utica	--	--	--	--	--	--	--	--	--	--
W/B-Scranton	--	--	--	--	--	--	--	--	--	--
<i>Defunct Teams</i>										
Oklahoma City	2	0	0	0	0	--	--	--	--	--
<b>TOTALS</b>	<b>59</b>	<b>3</b>	<b>6</b>	<b>9</b>	<b>14</b>	--	--	--	--	--


CONTRACT



KLIMCHUK



# OLIVER KYLINGTON #4 - D



**BORN:** Stockholm, Sweden  
**DATE:** 5-19-1997  
**HEIGHT:** 6'0"  
**WEIGHT:** 183 lbs.  
**SHOOTS:** Left  
**DRAFTED:** 2015 NHL Entry Draft (Round 2, #60 Overall) by Calgary

## CAREER STATS

SEASON	CLUB	LEA.	REGULAR SEASON					PLAYOFFS				
			GP	G	A	PTS	PIM	GP	G	A	PTS	PIM
2012-13	Sodertalje SK J20	SWE-Jr (U20)	39	3	10	13	12	3	0	1	1	0
2013-14	Farjestad BK J20	SWE-Jr (U20)	21	5	16	21	22	2	3	0	3	0
	Farjestad BK	SWE-1	32	2	4	6	6	12	0	2	2	2
2014-15	Farjestad BK J20	SWE-Jr (U20)	10	4	3	7	2	6	0	5	5	6
	Farjestad BK	SWE-1	18	2	3	5	4	--	--	--	--	--
2015-16	AIK	SWE-2	17	4	3	7	6	--	--	--	--	--
	Calgary Flames	NHL	1	0	0	0	0	--	--	--	--	--
<b>TOTALS</b>	Stockton Heat	AHL	47	5	7	12	14	--	--	--	--	--
		NHL	1	0	0	0	0	--	--	--	--	--
		AHL	47	5	7	12	14	--	--	--	--	--
		SWE-1	50	4	7	11	10	12	0	2	2	2
		SWE-2	17	4	3	7	6	--	--	--	--	--
		SWE-Jr (U20)	70	12	29	41	36	11	3	6	9	6

**Amateur Highlights:** Began playing U18 juniors in Sweden as a 14-year-old in 2011-12...moved teams in 2012-13 and suited up for Sodertalje SK's U16, U18 and finally their U20 team, spending the majority of the season in the top Swedish junior league... continued in junior hockey for the next two seasons while also splitting time as a pro... was ranked as the top ranked international skater in the Central Scouting midterm rankings and ended up as the sixth best European skater in the final rankings.

**Professional Highlights:** Made his pro debut in the SHL with Farjestad in 2013-14... registered 6 points in 32 games during his first season as a pro... began 2014-15 with Farjestad skating in 18 games before being loaned to AIK in Sweden's second division... registered 7 points in 17 games with AIK... signed an entry level deal with Calgary on 7/15/15... played his first full pro season in 2015-16, his first in North America... scored and earned his first multi-point game (1-1-2) in his first game for the Heat on 10/10/15 vs. RFD... scored the go-ahead goal in the outdoor game at Raley Field and earned first star honors in the game... earned the call-up to Calgary on 4/8/16 and made his NHL debut on 4/9/16 at MIN... named the Heat's Rookie of the Year...

**2015-16 Highlights:** Made his North American debut during the Heat's inaugural game, scoring his first goal and adding an assist vs. RFD... scored the go-ahead goal at the outdoor game at Raley Field on 12/19/15 and was named the game's first star... missed 16 games from 2/6/16 to 3/19/16 due to injury... called up to Calgary for the final game of the NHL regular season... made his NHL debut on 4/9/16 at MIN... named the Heat's Rookie of the Year.

## AHL HIGHLIGHTS

FIRST		
GP:	10/10/15	STK 7 vs. RFD 0
Goal:	10/10/15	STK 7 vs. RFD 0
Assist:	10/10/15	STK 7 vs. RFD 0


LONGEST PERSONAL STREAKS (Most Recent)		
Goals:	1 (5x)	3/30/16 (1G)
Assists:	2 (1x)	12/5/15 - 12/10/15 (2A)
Points:	2 (2x)	3/26/16 - 3/30/16 (1-1-2)

MOST (Most Recent)			
Goals	1 (5x)	3/30/16	STK 2 vs. SD 4
Assists	2 (1x)	12/31/15	STK 4 at ONT 1
Points	2 (2x)	12/31/15	STK 4 at ONT 1 (0-2-2)
SOG	5 (1x)	4/17/16	STK 0 at SJ 6
PIM	2 (7x)	4/17/16	STK 0 at SJ 6
Multi-Point Games	2	12/31/15	STK 4 at ONT 1 (0-2-2)





# OLIVER KYLINGTON #4 - D



## KYLINGTON VS. AHL

OPPONENT	REGULAR SEASON					PLAYOFFS				
	GP	G	A	PTS	PIM	GP	G	A	PTS	PIM
Albany	--	--	--	--	--	--	--	--	--	--
Bakersfield	9	2	0	2	0	--	--	--	--	--
Binghamton	--	--	--	--	--	--	--	--	--	--
Bridgeport	--	--	--	--	--	--	--	--	--	--
Charlotte	--	--	--	--	--	--	--	--	--	--
Chicago	--	--	--	--	--	--	--	--	--	--
Cleveland	--	--	--	--	--	--	--	--	--	--
Grand Rapids	--	--	--	--	--	--	--	--	--	--
Hartford	--	--	--	--	--	--	--	--	--	--
Hershey	--	--	--	--	--	--	--	--	--	--
Iowa	1	0	0	0	0	--	--	--	--	--
Lehigh Valley	--	--	--	--	--	--	--	--	--	--
Manitoba	4	0	0	0	2	--	--	--	--	--
Milwaukee	--	--	--	--	--	--	--	--	--	--
Ontario	9	0	3	3	2	--	--	--	--	--
Providence	--	--	--	--	--	--	--	--	--	--
Rochester	--	--	--	--	--	--	--	--	--	--
Rockford	2	1	1	2	0	--	--	--	--	--
St. John's	--	--	--	--	--	--	--	--	--	--
San Antonio	3	0	1	1	2	--	--	--	--	--
San Diego	7	2	2	4	4	--	--	--	--	--
San Jose	8	0	0	0	4	--	--	--	--	--
Springfield	--	--	--	--	--	--	--	--	--	--
Syracuse	--	--	--	--	--	--	--	--	--	--
Texas	4	0	0	0	0	--	--	--	--	--
Toronto	--	--	--	--	--	--	--	--	--	--
Tucson	--	--	--	--	--	--	--	--	--	--
Utica	--	--	--	--	--	--	--	--	--	--
W/B-Scranton	--	--	--	--	--	--	--	--	--	--
<b>TOTALS</b>	<b>47</b>	<b>5</b>	<b>7</b>	<b>12</b>	<b>14</b>	--	--	--	--	--

CONTRACT



KYLINGTON



# RYAN LOMBERG #41 - LW

**ROOKIE**



**BORN:** Richmond Hill, Ontario  
**DATE:** 12-9-1994  
**HEIGHT:** 5'10"  
**WEIGHT:** 181 lbs.  
**SHOOTS:** Left  
**DRAFTED:** Undrafted

## CAREER STATS

SEASON	CLUB	LEA.	REGULAR SEASON					PLAYOFFS				
			GP	G	A	PTS	PIM	GP	G	A	PTS	PIM
2011-12	Muskegon Lumberjacks	USHL	52	22	18	40	154	--	--	--	--	--
2012-13	University of Maine	NCAA	32	7	7	14	42	--	--	--	--	--
2013-14	University of Maine	NCAA	34	11	7	18	40	--	--	--	--	--
2014-15	Youngstown Phantoms	USHL	46	24	19	43	146	4	1	1	2	6
2015-16	Stockton Heat	AHL	15	0	3	3	42	--	--	--	--	--
	Adirondack Thunder	ECHL	43	18	17	35	48	12	3	3	6	27
	<b>TOTALS</b>	<b>AHL</b>	<b>15</b>	<b>0</b>	<b>3</b>	<b>3</b>	<b>42</b>	--	--	--	--	--
		<b>ECHL</b>	<b>43</b>	<b>18</b>	<b>17</b>	<b>35</b>	<b>48</b>	<b>12</b>	<b>3</b>	<b>3</b>	<b>6</b>	<b>27</b>
		<b>NCAA</b>	<b>66</b>	<b>18</b>	<b>14</b>	<b>32</b>	<b>82</b>	--	--	--	--	--
		<b>USHL</b>	<b>98</b>	<b>46</b>	<b>37</b>	<b>83</b>	<b>300</b>	<b>4</b>	<b>1</b>	<b>1</b>	<b>2</b>	<b>6</b>

**Amateur Highlights:** Began amateur career in the USHL with the Muskegon Lumberjacks... had 22 goals and 40 points in his first season in the USHL... transitioned to the NCAA with the University of Maine where he spent the next two seasons totalling 32 points in 66 games played... moved back to the USHL with the Youngstown Phantoms and established new amateur highs with 24 goals, 19 assists and 43 points... had two points in the USHL playoffs... committed to Miami University (OH) but opted to turn pro.

**Professional Highlights:** Scored his first pro goal in his debut with the Adirondack Thunder... called up to the Heat on 10/29/15 and made his AHL debut on 10/31/15 at SD... registered his first AHL point, an assist on the game winning goal on 11/14/15 at TEX... scored his first pro hat trick for Adirondack on 3/17/16 at Orlando and finished the game with 4 goals... finished his ECHL season with 48 points in 43 games... played 12 postseason games for the Thunder...

**2015-16 Highlights:** Began his first pro season with the Adirondack Thunder (ECHL) and scored his first pro goal in his debut... earned his first call-up to Stockton after going a point-per-game in his first 5 ECHL games... assisted on Blair Riley's GWG on 11/14/15 at TEX... had a Heat high 22 PIMS on 12/27/15 at SJ... scored his first pro hat trick for Adirondack on 3/17/16 at Orlando and finished with 4 goals... had 48 points in 43 games in the ECHL... suited up in 12 postseason games with Adirondack... fourth on Adirondack with 35 points... second on Adirondack with 18 goals...

## AHL HIGHLIGHTS

FIRST		
GP:	10/31/15	STK 2 at SD 3
Goal:	n/a	n/a
Assist:	11/14/15	STK 5 at TEX 3

LONGEST PERSONAL STREAKS (Most Recent)		
Goals:	n/a	n/a
Assists:	2 (1x)	1/3/16 - 1/6/16 (0-2-2)
Points:	2 (1x)	1/3/16 - 1/6/16 (0-2-2)

MOST (Most Recent)			
Goals	n/a	n/a	n/a
Assists	1 (3x)	1/6/16	STK 3 at SJ 4 (OT)
Points	1 (3x)	1/6/16	STK 3 at SJ 4 (OT)
SOG	5 (1x)	12/29/15	STK 1 vs. ONT 1
PIM	22 (1x)	12/27/15	STK 1 at SJ 5
Multi-Point Games	0	n/a	n/a



# RYAN LOMBERG #41 - LW

**ROOKIE**



## LOMBERG VS. AHL

OPPONENT	REGULAR SEASON					PLAYOFFS				
	GP	G	A	PTS	PIM	GP	G	A	PTS	PIM
Albany	--	--	--	--	--	--	--	--	--	--
Bakersfield	3	0	1	1	2	--	--	--	--	--
Binghamton	--	--	--	--	--	--	--	--	--	--
Bridgeport	--	--	--	--	--	--	--	--	--	--
Charlotte	--	--	--	--	--	--	--	--	--	--
Chicago	--	--	--	--	--	--	--	--	--	--
Cleveland	--	--	--	--	--	--	--	--	--	--
Grand Rapids	--	--	--	--	--	--	--	--	--	--
Hartford	--	--	--	--	--	--	--	--	--	--
Hershey	--	--	--	--	--	--	--	--	--	--
Iowa	--	--	--	--	--	--	--	--	--	--
Lehigh Valley	--	--	--	--	--	--	--	--	--	--
Manitoba	--	--	--	--	--	--	--	--	--	--
Milwaukee	--	--	--	--	--	--	--	--	--	--
Ontario	5	0	0	0	16	--	--	--	--	--
Providence	--	--	--	--	--	--	--	--	--	--
Rochester	--	--	--	--	--	--	--	--	--	--
Rockford	1	0	0	0	0	--	--	--	--	--
St. John's	--	--	--	--	--	--	--	--	--	--
San Antonio	1	0	0	0	0	--	--	--	--	--
San Diego	1	0	0	0	0	--	--	--	--	--
San Jose	2	0	1	1	22	--	--	--	--	--
Springfield	--	--	--	--	--	--	--	--	--	--
Syracuse	--	--	--	--	--	--	--	--	--	--
Texas	2	0	1	1	2	--	--	--	--	--
Toronto	--	--	--	--	--	--	--	--	--	--
Tucson	--	--	--	--	--	--	--	--	--	--
Utica	--	--	--	--	--	--	--	--	--	--
W/B-Scranton	--	--	--	--	--	--	--	--	--	--
<b>TOTALS</b>	<b>15</b>	<b>0</b>	<b>3</b>	<b>3</b>	<b>42</b>	--	--	--	--	--

**CONTRACT**




**LOMBERG**



# ANDREW MANGIAPANE #26 - LW

**ROOKIE**



**BORN:** Bolton, Ontario  
**DATE:** 4-4-1996  
**HEIGHT:** 5'10"  
**WEIGHT:** 183 lbs.  
**SHOOTS:** Left  
**DRAFTED:** 2015 NHL Entry Draft (Round 6, #166 Overall) by Calgary

## CAREER STATS

SEASON	CLUB	LEA.	REGULAR SEASON					PLAYOFFS				
			GP	G	A	PTS	PIM	GP	G	A	PTS	PIM
2013-14	Barrie Colts	OHL	68	24	27	51	28	11	2	5	7	8
2014-15	Barrie Colts	OHL	68	43	61	104	54	9	6	4	10	12
2015-16	Barrie Colts	OHL	59	51	55	106	50	15	10	11	21	14
	<b>TOTALS</b>	<b>OHL</b>	<b>195</b>	<b>118</b>	<b>143</b>	<b>261</b>	<b>132</b>	<b>35</b>	<b>18</b>	<b>20</b>	<b>38</b>	<b>34</b>

**Amateur Highlights:** Went undrafted in the CHL and signed with the Barrie Colts as a junior free agent on 9/3/13... posted 51 points in his rookie OHL season and was named to the OHL's First All-Rookie Team... in his second season with Barrie, finished tied sixth in the OHL in goals (43), 10th in assists (61) and tied seventh in points (104)... finished tied with the second most goals in the OHL in 2015-16 with 51, ninth in assists with 55 and sixth in points with 106... posted back-to-back 100 point seasons in the OHL... named to the OHL's Second All-Star Team in 15-16... ranks fourth on Barrie's All-Time Goals list (118), sixth on their All-Time Assist list (143) and fifth on the team's All-Time Points list (143) yet doesn't even place in the top-20 of Barrie's All-Time games played.

**2015-16 Highlights:** Signed an entry level deal with Calgary on Oct. 2, 2016... second in the OHL with 51 goals... finished with 100+ points for the second straight season... named to the OHL's Second All-Star Team... added 21 points in 15 postseason games with Barrie.

## AHL HIGHLIGHTS

FIRST		
GP:	n/a	n/a
Goal:	n/a	n/a
Assist:	n/a	n/a

LONGEST PERSONAL STREAKS (Most Recent)		
Goals:	n/a	n/a
Assists:	n/a	n/a
Points:	n/a	n/a

MOST (Most Recent)			
Goals	n/a	n/a	n/a
Assists	n/a	n/a	n/a
Points	n/a	n/a	n/a
SOG	n/a	n/a	n/a
PIM	n/a	n/a	n/a
Multi-Point Games	n/a	n/a	n/a



# ANDREW MANGIAPANE #26 - LW

**ROOKIE**



## MANGIAPANE VS. AHL

OPPONENT	REGULAR SEASON					PLAYOFFS				
	GP	G	A	PTS	PIM	GP	G	A	PTS	PIM
Albany	--	--	--	--	--	--	--	--	--	--
Bakersfield	--	--	--	--	--	--	--	--	--	--
Binghamton	--	--	--	--	--	--	--	--	--	--
Bridgeport	--	--	--	--	--	--	--	--	--	--
Charlotte	--	--	--	--	--	--	--	--	--	--
Chicago	--	--	--	--	--	--	--	--	--	--
Cleveland	--	--	--	--	--	--	--	--	--	--
Grand Rapids	--	--	--	--	--	--	--	--	--	--
Hartford	--	--	--	--	--	--	--	--	--	--
Hershey	--	--	--	--	--	--	--	--	--	--
Iowa	--	--	--	--	--	--	--	--	--	--
Lehigh Valley	--	--	--	--	--	--	--	--	--	--
Manitoba	--	--	--	--	--	--	--	--	--	--
Milwaukee	--	--	--	--	--	--	--	--	--	--
Ontario	--	--	--	--	--	--	--	--	--	--
Providence	--	--	--	--	--	--	--	--	--	--
Rochester	--	--	--	--	--	--	--	--	--	--
Rockford	--	--	--	--	--	--	--	--	--	--
St. John's	--	--	--	--	--	--	--	--	--	--
San Antonio	--	--	--	--	--	--	--	--	--	--
San Diego	--	--	--	--	--	--	--	--	--	--
San Jose	--	--	--	--	--	--	--	--	--	--
Springfield	--	--	--	--	--	--	--	--	--	--
Syracuse	--	--	--	--	--	--	--	--	--	--
Texas	--	--	--	--	--	--	--	--	--	--
Toronto	--	--	--	--	--	--	--	--	--	--
Tucson	--	--	--	--	--	--	--	--	--	--
Utica	--	--	--	--	--	--	--	--	--	--
W/B-Scranton	--	--	--	--	--	--	--	--	--	--
<b>TOTALS</b>	--	--	--	--	--	--	--	--	--	--

**CONTRACT**




**MANGIAPANE**



# MASON MCDONALD #31 - G

**ROOKIE**



**BORN:** Halifax, Nova Scotia  
**DATE:** 4-23-1996  
**HEIGHT:** 6'4"  
**WEIGHT:** 201 lbs.  
**CATCHES:** Right  
**DRAFTED:** 2014 NHL Entry Draft (Round 2, #34 Overall) by Calgary

## CAREER STATS

SEASON	CLUB	LEA.	REGULAR SEASON										PLAYOFFS						
			GP	W	L	OTL	MIN	GA	SO	GAA	SVS	SV%	GP	W	L	MIN	GA	SO	GAA
2012-13	Acadie-Bathurst Titan	QMJHL	26	6	8	3	1004	79	1	4.72	606	0.885	1	0	0	20	1	0	3.00
2013-14	Acadie-Bathurst Titan	QMJHL	13	3	7	1	655	39	0	3.57	306	0.887	--	--	--	--	--	--	--
	Charlottetown Islanders	QMJHL	16	5	8	2	948	53	0	3.35	519	0.907	4	0	4	201	22	0	6.58
2014-15	Charlottetown Islanders	QMJHL	56	28	22	4	3194	163	1	3.06	1573	0.906	3	1	1	121	8	0	3.98
2015-16	Charlottetown Islanders	QMJHL	39	21	15	3	2307	128	3	3.33	1183	0.902	12	6	6	1077	45	0	3.67
<b>TOTALS</b>		<b>QMJHL</b>	<b>150</b>	<b>63</b>	<b>73</b>	<b>13</b>	<b>8109</b>	<b>462</b>	<b>5</b>	<b>3.42</b>	<b>4187</b>	<b>0.901</b>	<b>20</b>	<b>7</b>	<b>11</b>	<b>1077</b>	<b>76</b>	<b>0</b>	<b>4.23</b>

**Amateur Highlights:** Drafted in the second round, 20 overall by Acadie-Bathurst in the QMJHL Entry Draft... played 26 games for Acadie-Bathurst during his rookie season and one postseason game... traded on 12/28/13 from Acadie-Bathurst to Charlottetown... played 6 games for Canada's U18 team at the U18 World Junior Championships... named the tournament's Best Goaltender, had the best save percentage, one of the top three players of the tournament and a Bronze medal... played a career high 56 games with Charlottetown in 2014-15 and posted a career high in wins (28) and GAA (3.06)... every statistical category... signed his entry level deal with the Calgary Flames on 7/2/15... played for Team Canada at the U20 2015-16 World Junior Championships.

**2015-16 Highlights:** Suited up in 39 games for the Charlottetown Islanders... posted a career high of 3 shutouts... had his deepest run in the post-season with 12 games played... suited up for two games for Team Canada during the World Junior Championships...

## AHL HIGHLIGHTS

FIRST		
GP:	n/a	n/a
Win:	n/a	n/a
Shutout:	n/a	n/a

MOST (Most Recent)			
Shots Faced:	n/a	n/a	n/a
Saves:	n/a	n/a	n/a
GA:	n/a	n/a	n/a
Career Shutouts:	n/a	n/a	n/a

LONGEST PERSONAL STREAKS (Most Recent)		
Win:	n/a	n/a
Losing:	n/a	n/a
Winless Streak:	n/a	n/a
Shutout Streak:	n/a	n/a



# MASON MCDONALD #31 - G

**ROOKIE**



## MCDONALD VS. AHL

OPPONENT	REGULAR SEASON											PLAYOFFS											
	GP	MINS	W	L	OT/SOL	SO	SOG	GA	SVS	GAA	SV%	GP	MINS	W	L	OT	SO	SOG	GA	SVS	GAA	SV%	
Albany	--	--	--	--	--	--	--	--	--	--	--	--	--	--	--	--	--	--	--	--	--	--	--
Bakersfield	--	--	--	--	--	--	--	--	--	--	--	--	--	--	--	--	--	--	--	--	--	--	--
Binghamton	--	--	--	--	--	--	--	--	--	--	--	--	--	--	--	--	--	--	--	--	--	--	--
Bridgeport	--	--	--	--	--	--	--	--	--	--	--	--	--	--	--	--	--	--	--	--	--	--	--
Charlotte	--	--	--	--	--	--	--	--	--	--	--	--	--	--	--	--	--	--	--	--	--	--	--
Chicago	--	--	--	--	--	--	--	--	--	--	--	--	--	--	--	--	--	--	--	--	--	--	--
Cleveland	--	--	--	--	--	--	--	--	--	--	--	--	--	--	--	--	--	--	--	--	--	--	--
Grand Rapids	--	--	--	--	--	--	--	--	--	--	--	--	--	--	--	--	--	--	--	--	--	--	--
Hartford	--	--	--	--	--	--	--	--	--	--	--	--	--	--	--	--	--	--	--	--	--	--	--
Hershey	--	--	--	--	--	--	--	--	--	--	--	--	--	--	--	--	--	--	--	--	--	--	--
Iowa	--	--	--	--	--	--	--	--	--	--	--	--	--	--	--	--	--	--	--	--	--	--	--
Lehigh Valley	--	--	--	--	--	--	--	--	--	--	--	--	--	--	--	--	--	--	--	--	--	--	--
Manitoba	--	--	--	--	--	--	--	--	--	--	--	--	--	--	--	--	--	--	--	--	--	--	--
Milwaukee	--	--	--	--	--	--	--	--	--	--	--	--	--	--	--	--	--	--	--	--	--	--	--
Ontario	--	--	--	--	--	--	--	--	--	--	--	--	--	--	--	--	--	--	--	--	--	--	--
Providence	--	--	--	--	--	--	--	--	--	--	--	--	--	--	--	--	--	--	--	--	--	--	--
Rochester	--	--	--	--	--	--	--	--	--	--	--	--	--	--	--	--	--	--	--	--	--	--	--
Rockford	--	--	--	--	--	--	--	--	--	--	--	--	--	--	--	--	--	--	--	--	--	--	--
St. John's	--	--	--	--	--	--	--	--	--	--	--	--	--	--	--	--	--	--	--	--	--	--	--
San Antonio	--	--	--	--	--	--	--	--	--	--	--	--	--	--	--	--	--	--	--	--	--	--	--
San Diego	--	--	--	--	--	--	--	--	--	--	--	--	--	--	--	--	--	--	--	--	--	--	--
San Jose	--	--	--	--	--	--	--	--	--	--	--	--	--	--	--	--	--	--	--	--	--	--	--
Springfield	--	--	--	--	--	--	--	--	--	--	--	--	--	--	--	--	--	--	--	--	--	--	--
Syracuse	--	--	--	--	--	--	--	--	--	--	--	--	--	--	--	--	--	--	--	--	--	--	--
Texas	--	--	--	--	--	--	--	--	--	--	--	--	--	--	--	--	--	--	--	--	--	--	--
Tucson	--	--	--	--	--	--	--	--	--	--	--	--	--	--	--	--	--	--	--	--	--	--	--
Toronto	--	--	--	--	--	--	--	--	--	--	--	--	--	--	--	--	--	--	--	--	--	--	--
Utica	--	--	--	--	--	--	--	--	--	--	--	--	--	--	--	--	--	--	--	--	--	--	--
W/B-Scranton	--	--	--	--	--	--	--	--	--	--	--	--	--	--	--	--	--	--	--	--	--	--	--
<b>TOTALS</b>	--	--	--	--	--	--	--	--	--	--	--	--	--	--	--	--	--	--	--	--	--	--	--


# MCDONALD

CONTRACT





# KENNEY MORRISON #7 - D



**BORN:** Lloydminster, Alberta  
**DATE:** 2-17-1992  
**HEIGHT:** 6'2"  
**WEIGHT:** 209 lbs.  
**SHOOTS:** Right  
**DRAFTED:** Undrafted

## CAREER STATS

SEASON	CLUB	LEA.	REGULAR SEASON					PLAYOFFS				
			GP	G	A	PTS	PIM	GP	G	A	PTS	PIM
2011-12	Omaha Lancers	USHL	57	15	19	34	44	3	0	0	0	0
2012-13	Western Michigan Uni.	NCAA	38	7	13	20	32	--	--	--	--	--
2013-14	Western Michigan Uni.	NCAA	40	4	15	19	83	--	--	--	--	--
2014-15	Western Michigan Uni.	NCAA	37	5	10	15	36	--	--	--	--	--
	Adirondack Flames	AHL	10	2	4	6	4	--	--	--	--	--
2015-16	Stockton Heat	AHL	44	3	10	13	30	--	--	--	--	--
	<b>TOTALS</b>	<b>AHL</b>	<b>54</b>	<b>5</b>	<b>14</b>	<b>19</b>	<b>34</b>	--	--	--	--	--
		<b>NCAA</b>	<b>115</b>	<b>16</b>	<b>38</b>	<b>54</b>	<b>151</b>	--	--	--	--	--
		<b>USHL</b>	<b>57</b>	<b>15</b>	<b>19</b>	<b>34</b>	<b>44</b>	<b>3</b>	<b>0</b>	<b>0</b>	<b>0</b>	<b>0</b>

**Amateur Highlights:** Registered 34 points in his first and only season with the USHL's Omaha Lancers... led the USHL in goals among defenseman with 15... Skated three seasons in the NCAA recording 115 games and 54 points... named to the CCHA's All-Rookie Team in 2012-13.

**Professional Highlights:** Signed with the Calgary Flames on 3/19/15... made his pro debut on 3/28/15 against Oklahoma City and registered a goal and two assists... finished the limited time with 6 points in 10 games...was tied with Austin Carroll for the Heat's leading scorer among rookies with 13 points...

**2015-16 Highlights:** Made his Heat debut on 10/21/15 at TEX and earned his first point of the year, an assist, on the game winner... scored his first goal and multi-point game for the Heat on 2/20/16 in a win over SJ (1-1-2)... finished tied for the team lead in points among rookies with 13.

## AHL HIGHLIGHTS

### FIRST

GP:	3/28/15	ADK 7 vs. OKC 3
Goal:	3/28/15	ADK 7 vs. OKC 3
Assist:	3/28/15	ADK 7 vs. OKC 3

### LONGEST PERSONAL STREAKS (Most Recent)

Goals:	1 (5x)	3/19/16 (1G)
Assists:	2 (1x)	3/28/15 - 4/1/15 (3A)
Points:	2 (3x)	3/18/16 - 3/19/16 (1-1-2)

### MOST (Most Recent)

Goals	1 (5x)	3/19/16	STK 6 at BAK 5 (OT)
Assists	2 (1x)	3/28/15	ADK 7 vs. OKC 3
Points	3 (1x)	3/28/15	ADK 7 vs. OKC 3 (1-2-3)
SOG	5 (1x)	4/4/15	ADK 7 at SA 3
PIM	4 (4x)	4/3/16	STK 2 at SD 1 (OT)
Multi-Point Games	2	2/20/16	STK 6 vs. SJ 5 (OT) (1-1-2)





# KENNEY MORRISON #7 - D



## MORRISON VS. AHL

OPPONENT	REGULAR SEASON					PLAYOFFS				
	GP	G	A	PTS	PIM	GP	G	A	PTS	PIM
Albany	--	--	--	--	--	--	--	--	--	--
Bakersfield	7	1	2	3	8	--	--	--	--	--
Binghamton	--	--	--	--	--	--	--	--	--	--
Bridgeport	--	--	--	--	--	--	--	--	--	--
Charlotte	--	--	--	--	--	--	--	--	--	--
Chicago	--	--	--	--	--	--	--	--	--	--
Cleveland (LE)	2	1	0	1	2	--	--	--	--	--
Grand Rapids	--	--	--	--	--	--	--	--	--	--
Hartford	--	--	--	--	--	--	--	--	--	--
Hershey	--	--	--	--	--	--	--	--	--	--
Iowa	2	0	1	1	2	--	--	--	--	--
Lehigh Valley	--	--	--	--	--	--	--	--	--	--
Manitoba	2	0	0	0	2	--	--	--	--	--
Milwaukee	--	--	--	--	--	--	--	--	--	--
Ontario	8	0	1	1	2	--	--	--	--	--
Providence	--	--	--	--	--	--	--	--	--	--
Rochester	--	--	--	--	--	--	--	--	--	--
Rockford	--	--	--	--	--	--	--	--	--	--
St. John's	--	--	--	--	--	--	--	--	--	--
San Antonio	7	0	2	2	2	--	--	--	--	--
San Diego	6	1	0	1	4	--	--	--	--	--
San Jose	9	1	4	5	6	--	--	--	--	--
Springfield	--	--	--	--	--	--	--	--	--	--
Syracuse	1	0	0	0	2	--	--	--	--	--
Texas	6	0	2	2	4	--	--	--	--	--
Toronto	1	0	0	0	0	--	--	--	--	--
Tucson	--	--	--	--	--	--	--	--	--	--
Utica	2	0	0	0	0	--	--	--	--	--
W/B-Scranton	--	--	--	--	--	--	--	--	--	--
<i>Defunct Teams</i>										
Oklahoma City	1	1	2	3	0	--	--	--	--	--
<b>TOTALS</b>	<b>54</b>	<b>5</b>	<b>14</b>	<b>19</b>	<b>34</b>	--	--	--	--	--

CONTRACT



MORRISON



# EMILE POIRIER #21 - RW



**BORN:** Montreal, Quebec, Canada  
**DATE:** 12-14-1994  
**HEIGHT:** 6'1"  
**WEIGHT:** 183 lbs.  
**SHOOTS:** Left  
**DRAFTED:** 2013 NHL Entry Draft (Round 1, #22 Overall) by Calgary

## CAREER STATS

SEASON	CLUB	LEA.	REGULAR SEASON					PLAYOFFS				
			GP	G	A	PTS	PIM	GP	G	A	PTS	PIM
2011-12	Gatineau Olympiques	QMJHL	67	15	25	40	53	4	1	0	1	8
2012-13	Gatineau Olympiques	QMJHL	65	32	38	70	101	10	6	4	10	14
2013-14	Gatineau Olympiques	QMJHL	63	43	44	87	129	9	7	3	10	26
	Abbotsford Heat	AHL	2	2	2	4	0	3	1	0	1	2
2014-15	Adirondack Flames	AHL	55	19	23	42	50	--	--	--	--	--
	Calgary Flames	NHL	6	0	1	1	0	--	--	--	--	--
2015-16	Calgary Flames	NHL	2	0	0	0	2	--	--	--	--	--
	Stockton Heat	AHL	60	12	17	29	51	--	--	--	--	--
	<b>TOTALS</b>	<b>NHL</b>	<b>8</b>	<b>0</b>	<b>1</b>	<b>1</b>	<b>2</b>	<b>--</b>	<b>--</b>	<b>--</b>	<b>--</b>	<b>--</b>
		<b>AHL</b>	<b>117</b>	<b>33</b>	<b>42</b>	<b>75</b>	<b>101</b>	<b>3</b>	<b>1</b>	<b>0</b>	<b>1</b>	<b>2</b>
		<b>QMJHL</b>	<b>195</b>	<b>90</b>	<b>107</b>	<b>197</b>	<b>283</b>	<b>23</b>	<b>14</b>	<b>7</b>	<b>21</b>	<b>48</b>

**Amateur Highlights:** Led Gatineau in scoring his second and third years... finished in the top 10 in goals and points in the QMJHL in 2013-14.

**Professional Highlights:** Signed his entry level contract on New Years Eve 2013 with the Calgary Flames... scored a goal in his pro debut on 4/18/15 against San Antonio... named an AHL All-Star in his first full season and scored a goal and added two assists in the game... earned his first call-up to the NHL on February 23... played his first NHL game on 2/24/15 and registered his first NHL point, an assist, on 3/3/15... finished the AHL season with the 12th most points among rookies with 42 behind teammate Kenny Agostino... recalled to Calgary on 3/28/16 and played two games and recording his first NHL penalty...

**2015-16 Highlights:** Assisted on the first Heat goal on 10/10/15 and had his first multi-point game for the Heat... scored his first Heat goal on 11/21/15 vs. SJ... played his 100th AHL game on 2/25/16 vs. SD... played two games for the Calgary Flames after being recalled on emergency basis on 3/28/16... picked up his first NHL penalty minutes... finished seventh on the Heat in points (29) and fifth in goals (14).

## AHL HIGHLIGHTS

### FIRST

GP:	4/18/14	ABB 3 at SA 0
Goal:	4/18/14	ABB 3 at SA 0
Assist:	4/19/14	ABB 4 at TEX 3

### LONGEST PERSONAL STREAKS (Most Recent)

Goals:	2(4x)	3/4/16 - 3/9/16 (3A)
Assists:	4 (1x)	4/1/15 - 4/7/15 (6A)
Points:	4 (1x)	4/1/15 - 4/7/15 (2-6-8)

### MOST (Most Recent)

Goals	2 (6x)	3/5/16	STK 5 at SD 4 (OT)
Assists	3 (1x)	4/7/15	ADK 4 at TOR 7
Points	3 (4x)	1/17/16	STK 7 at IA 4 (1-2-3)
SOG	9 (1x)	12/16/15	STK 2 vs. BAK 3
PIM	18 (1x)	3/28/15	ADK 7 vs. OKC 3
Multi-Point Games	18	3/19/16	STK 6 at BAK 5 (0-2-2)



# EMILE POIRIER #21 - RW



## POIRIER VS. AHL

OPPONENT	REGULAR SEASON					PLAYOFFS				
	GP	G	A	PTS	PIM	GP	G	A	PTS	PIM
Albany	1	0	0	0	2	--	--	--	--	--
Bakersfield	10	1	4	5	0	--	--	--	--	--
Binghamton	1	0	0	0	0	--	--	--	--	--
Bridgeport	--	--	--	--	--	--	--	--	--	--
Charlotte	--	--	--	--	--	--	--	--	--	--
Chicago	2	2	0	2	0	--	--	--	--	--
Cleveland (LE)	3	0	2	2	0	--	--	--	--	--
Grand Rapids	2	1	1	2	0	3	1	0	1	2
Hartford	--	--	--	--	--	--	--	--	--	--
Hershey	--	--	--	--	--	--	--	--	--	--
Iowa	4	2	4	6	2	--	--	--	--	--
Lehigh Valley	--	--	--	--	--	--	--	--	--	--
Manitoba	4	1	0	1	8	--	--	--	--	--
Milwaukee	2	0	1	1	4	--	--	--	--	--
Ontario	11	1	0	1	15	--	--	--	--	--
Providence	--	--	--	--	--	--	--	--	--	--
Rochester	9	2	4	6	2	--	--	--	--	--
Rockford	4	0	2	2	4	--	--	--	--	--
St. John's	--	--	--	--	--	--	--	--	--	--
San Antonio	10	4	6	10	4	--	--	--	--	--
San Diego	8	3	2	5	10	--	--	--	--	--
San Jose	11	3	0	3	4	--	--	--	--	--
Springfield	--	--	--	--	--	--	--	--	--	--
Syracuse	3	2	2	4	4	--	--	--	--	--
Texas	9	2	6	8	6	--	--	--	--	--
Toronto	4	0	3	3	6	--	--	--	--	--
Tucson	--	--	--	--	--	--	--	--	--	--
Utica	9	5	0	5	4	--	--	--	--	--
W/B-Scranton	--	--	--	--	--	--	--	--	--	--
<i>Defunct Teams</i>										
Hamilton	6	2	4	6	2	--	--	--	--	--
Oklahoma City	4	2	1	3	24	--	--	--	--	--
<b>TOTALS</b>	<b>117</b>	<b>33</b>	<b>42</b>	<b>75</b>	<b>101</b>	<b>3</b>	<b>1</b>	<b>0</b>	<b>1</b>	<b>2</b>

CONTRACT



POIRIER



# BRETT POLLOCK #15 - LW

**ROOKIE**



**BORN:** Sherwood Park, Alberta  
**DATE:** 3-17-1996  
**HEIGHT:** 6'3"  
**WEIGHT:** 194 lbs.  
**SHOOTS:** Left  
**DRAFTED:** 2014 NHL Entry Draft (Round 2, #45 Overall) by Dallas

## CAREER STATS

SEASON	CLUB	LEA.	REGULAR SEASON					PLAYOFFS				
			GP	G	A	PTS	PIM	GP	G	A	PTS	PIM
2012-13	Edmonton Oil Kings	WHL	40	2	2	4	2	--	--	--	--	--
2013-14	Edmonton Oil Kings	WHL	71	25	30	55	36	20	11	8	19	10
2014-15	Edmonton Oil Kings	WHL	70	32	30	62	88	5	3	2	5	4
2015-16	Edmonton Oil Kings	WHL	72	30	48	78	76	6	2	2	4	12
	Stockton Heat	AHL	3	1	0	1	2	--	--	--	--	--
	<b>TOTALS</b>	<b>AHL</b>	<b>3</b>	<b>1</b>	<b>0</b>	<b>1</b>	<b>2</b>	--	--	--	--	--
		<b>WHL</b>	<b>253</b>	<b>89</b>	<b>110</b>	<b>199</b>	<b>202</b>	<b>31</b>	<b>16</b>	<b>12</b>	<b>28</b>	<b>26</b>

**Amateur Highlights:** Drafted in the fifth round, 97th overall by the Edmonton Oil Kings in the 2011 WHL Bantam Draft... skated 40 games during his rookie junior season... registered 55 points during his second season in Edmonton... had 19 points in 20 games en route to a WHL Championship in 2013-14... added 2 assists in 5 Memorial Cup Games to help the Oil Kings capture the 2014 Memorial Cup... led the Oil Kings in goals (32) and points (62) in his third season and led in goals (30), assists (48) and points (78) during his final year... finished seventh on the Oil Kings all-time games played list (253), fourth in goals (89), fifth in assists and fourth in points (199).

**Professional Highlights:** Traded to the Calgary Flames during a Trade Deadline Deal that sent defenseman Kris Russell to Dallas... made his pro debut on 4/9/16 with Stockton... scored his first pro goal on 4/10/16 vs. SD...

**2015-16 Highlights:** Signed his entry level contract with Dallas on 12/9/15... led the Oil Kings in goals (30), assists (48) and points (78)... traded to Calgary from Dallas during the NHL trade deadline... had three points in the 2016 tie-break game at Medicine Hat to send the Oil Kings to the postseason... added 4 points in 6 postseason games with the Oil Kings... made his pro debut with Stockton on 4/9/16... scored his first pro goal on 4/10/16 vs. SD.

## AHL HIGHLIGHTS

FIRST			
GP:	n/a	n/a	
Win:	n/a	n/a	
Shutout:	n/a	n/a	
MOST (Most Recent)			
Shots Faced:	n/a	n/a	n/a
Saves:	n/a	n/a	n/a
GA:	n/a	n/a	n/a
Career Shutouts:	n/a	n/a	n/a

LONGEST PERSONAL STREAKS (Most Recent)		
Win:	n/a	n/a
Losing:	n/a	n/a
Winless Streak:	n/a	n/a
Shutout Streak:	n/a	n/a



# BRETT POLLOCK #15 - LW

**ROOKIE**



## POLLOCK VS. AHL

OPPONENT	REGULAR SEASON					PLAYOFFS				
	GP	G	A	PTS	PIM	GP	G	A	PTS	PIM
Albany	--	--	--	--	--	--	--	--	--	--
Bakersfield	--	--	--	--	--	--	--	--	--	--
Binghamton	--	--	--	--	--	--	--	--	--	--
Bridgeport	--	--	--	--	--	--	--	--	--	--
Charlotte	--	--	--	--	--	--	--	--	--	--
Chicago	--	--	--	--	--	--	--	--	--	--
Cleveland	--	--	--	--	--	--	--	--	--	--
Grand Rapids	--	--	--	--	--	--	--	--	--	--
Hartford	--	--	--	--	--	--	--	--	--	--
Hershey	--	--	--	--	--	--	--	--	--	--
Iowa	--	--	--	--	--	--	--	--	--	--
Lehigh Valley	--	--	--	--	--	--	--	--	--	--
Manitoba	--	--	--	--	--	--	--	--	--	--
Milwaukee	--	--	--	--	--	--	--	--	--	--
Ontario	--	--	--	--	--	--	--	--	--	--
Providence	--	--	--	--	--	--	--	--	--	--
Rochester	--	--	--	--	--	--	--	--	--	--
Rockford	--	--	--	--	--	--	--	--	--	--
St. John's	--	--	--	--	--	--	--	--	--	--
San Antonio	--	--	--	--	--	--	--	--	--	--
San Diego	2	1	0	1	0	--	--	--	--	--
San Jose	1	0	0	0	2	--	--	--	--	--
Springfield	--	--	--	--	--	--	--	--	--	--
Syracuse	--	--	--	--	--	--	--	--	--	--
Texas	--	--	--	--	--	--	--	--	--	--
Toronto	--	--	--	--	--	--	--	--	--	--
Tucson	--	--	--	--	--	--	--	--	--	--
Utica	--	--	--	--	--	--	--	--	--	--
W/B-Scranton	--	--	--	--	--	--	--	--	--	--
<b>TOTALS</b>	<b>3</b>	<b>1</b>	<b>0</b>	<b>1</b>	<b>2</b>	--	--	--	--	--


**CONTRACT**



**POLLOCK**



# DANIEL PRIBYL #47 - C



**BORN:** Pisek, Czech Republic  
**DATE:** 12-18-1992  
**HEIGHT:** 6'2"  
**WEIGHT:** 189 lbs.  
**SHOOTS:** Right  
**DRAFTED:** 2011 NHL Entry Draft (Round 6, #168 Overall) by Montreal

## CAREER STATS

SEASON	CLUB	LEA.	REGULAR SEASON					PLAYOFFS				
			GP	G	A	PTS	PIM	GP	G	A	PTS	PIM
2008-09	IHC Pisek U18	CZECH-JR (18)	44	30	17	47	88	--	--	--	--	--
2009-10	HC Sparta Praha U18	CZECH-JR (18)	38	19	18	37	30	3	2	1	3	0
	HC Sparta Praha U20	CZECH-JR (20)	7	1	1	2	10	1	0	0	0	0
2010-11	HC Sparta Praha U20	CZECH-JR (20)	41	27	31	58	22	4	4	1	5	2
	HC Sparta Praha	CZECH-1	3	0	0	0	0	4	2	1	3	0
	HC Berounsti Medvedi	CZECH-2	1	0	0	0	0	--	--	--	--	--
2011-12	HC Sparta Praha U20	CZECH-JR (20)	5	4	2	6	4	4	5	2	7	2
	HC Sparta Praha	CZECH-1	17	2	0	2	6	--	--	--	--	--
	HC Berounsti Medvedi	CZECH-2	21	9	4	13	4	1	0	0	0	0
2012-13	HC Sparta Praha	CZECH-1	42	12	10	22	10	6	0	0	0	4
	HC Litomerice	CZECH-2	1	1	0	1	0	--	--	--	--	--
2013-14	HC Sparta Praha	CZECH-1	46	9	16	25	18	12	5	3	8	4
2014-15	HC Sparta Praha	CZECH-1	21	8	7	15	14	10	1	4	5	8
2015-16	HC Sparta Praha	CZECH-1	45	16	29	45	16	9	5	6	11	2
	<b>TOTALS</b>	<b>CZECH-1</b>	<b>174</b>	<b>47</b>	<b>62</b>	<b>109</b>	<b>64</b>	<b>41</b>	<b>13</b>	<b>14</b>	<b>27</b>	<b>18</b>
		<b>CZECH-2</b>	<b>23</b>	<b>10</b>	<b>4</b>	<b>14</b>	<b>4</b>	<b>1</b>	<b>0</b>	<b>0</b>	<b>0</b>	<b>0</b>
		<b>CZECH-JR (20)</b>	<b>53</b>	<b>32</b>	<b>34</b>	<b>66</b>	<b>36</b>	<b>9</b>	<b>9</b>	<b>3</b>	<b>12</b>	<b>4</b>
		<b>CZECH-JR (18)</b>	<b>82</b>	<b>49</b>	<b>35</b>	<b>84</b>	<b>118</b>	<b>3</b>	<b>2</b>	<b>1</b>	<b>3</b>	<b>0</b>

**Amateur Highlights:** Played parts of four seasons in the Czech Republic's U18 and U20 leagues... combined 150 points in 135 U18 and U20 junior games... represented his country in the 2011-12 World Junior Championships and had 1 assist in 5 games.

**Professional Highlights:** Played parts of six season in the first and second divisions in Czech... totalled 174 games for Sparta Praha with 109 points... drafted in the NHL and KHL in 2011 by Montreal (Rd. 6, 168) and Severstal Cherepovets (Rd. 5, 126)... established career high in goals (16), assists (29) and points (45) in 2015-16... those marks were good enough to lead the team in 2015-16...

**2015-16 Highlights:** Established career highs and led HC Sparta Praha with 16 goals, 29 assists and 45 points... added 11 points in 9 postseason games.

## AHL HIGHLIGHTS


FIRST		
GP:	n/a	n/a
Goal:	n/a	n/a
Assist:	n/a	n/a

LONGEST PERSONAL STREAKS (Most Recent)		
Goals:	n/a	n/a
Assists:	n/a	n/a
Points:	n/a	n/a

MOST (Most Recent)			
Goals	n/a	n/a	n/a
Assists	n/a	n/a	n/a
Points	n/a	n/a	n/a
SOG	n/a	n/a	n/a
PIM	n/a	n/a	n/a
Multi-Point Games	n/a	n/a	n/a



# DANIEL PRIBYL #47 - C



## PRIBYL VS. AHL

OPPONENT	REGULAR SEASON					PLAYOFFS				
	GP	G	A	PTS	PIM	GP	G	A	PTS	PIM
Albany	--	--	--	--	--	--	--	--	--	--
Bakersfield	--	--	--	--	--	--	--	--	--	--
Binghamton	--	--	--	--	--	--	--	--	--	--
Bridgeport	--	--	--	--	--	--	--	--	--	--
Charlotte	--	--	--	--	--	--	--	--	--	--
Chicago	--	--	--	--	--	--	--	--	--	--
Cleveland	--	--	--	--	--	--	--	--	--	--
Grand Rapids	--	--	--	--	--	--	--	--	--	--
Hartford	--	--	--	--	--	--	--	--	--	--
Hershey	--	--	--	--	--	--	--	--	--	--
Iowa	--	--	--	--	--	--	--	--	--	--
Lehigh Valley	--	--	--	--	--	--	--	--	--	--
Manitoba	--	--	--	--	--	--	--	--	--	--
Milwaukee	--	--	--	--	--	--	--	--	--	--
Ontario	--	--	--	--	--	--	--	--	--	--
Providence	--	--	--	--	--	--	--	--	--	--
Rochester	--	--	--	--	--	--	--	--	--	--
Rockford	--	--	--	--	--	--	--	--	--	--
St. John's	--	--	--	--	--	--	--	--	--	--
San Antonio	--	--	--	--	--	--	--	--	--	--
San Diego	--	--	--	--	--	--	--	--	--	--
San Jose	--	--	--	--	--	--	--	--	--	--
Springfield	--	--	--	--	--	--	--	--	--	--
Syracuse	--	--	--	--	--	--	--	--	--	--
Texas	--	--	--	--	--	--	--	--	--	--
Toronto	--	--	--	--	--	--	--	--	--	--
Tucson	--	--	--	--	--	--	--	--	--	--
Utica	--	--	--	--	--	--	--	--	--	--
W/B-Scranton	--	--	--	--	--	--	--	--	--	--
<b>TOTALS</b>	--	--	--	--	--	--	--	--	--	--

CONTRACT



PRIBYL



# DAVID RITTICH #39 - G



**BORN:** Jihlava, Czech Republic  
**DATE:** 8-19-1992  
**HEIGHT:** 6'3"  
**WEIGHT:** 203 lbs.  
**CATCHES:** Left  
**DRAFTED:** Undrafted

## CAREER STATS

SEASON	CLUB	LEA.	REGULAR SEASON										PLAYOFFS						
			GP	W	L	OTL	MIN	GA	SO	GAA	SVS	SV%	GP	W	L	MIN	GA	SO	GAA
2007-08	HC Dukla Jihlava U18	CZECH-JR (18)	4	1	3	0	156	15	0	5.77	73	0.829	--	--	--	--	--	--	--
2008-09	HC Dukla Jihlava U18	CZECH-JR (18)	7	4	3	0	419	11	1	1.58	115	0.913	--	--	--	--	--	--	--
	HC Havirov U18	CZECH-JR (18)	12	3	9	0	683	38	0	3.34	318	0.893	--	--	--	--	--	--	--
2009-10	HC Dukla Jihlava U18	CZECH-JR (18)	29	15	14	0	1481	64	1	2.59	604	0.904	3	1	2	155	7	0	2.71
	HC Dukla Jihlava U20	CZECH-JR (20)	5	0	5	0	194	16	0	4.95	109	0.872	--	--	--	--	--	--	--
2010-11	HC Dukla Jihlava U20	CZECH-JR (20)	26	11	15	0	1423	70	1	2.59	791	0.904	--	--	--	--	--	--	--
2011-12	HC Dukla Jihlava U20	CZECH-JR (20)	43	24	19	0	2571	99	2	2.31	1494	0.938	4	1	2	237	11	0	2.78
	HC Dukla Jihlava	CZECH-2	1	0	1	0	60	6	0	6.00	23	0.793	--	--	--	--	--	--	--
2012-13	HC Dukla Jihlava	CZECH-2	24	12	12	0	1340	54	2	2.42	593	0.917	2	0	2	90	4	0	2.67
2013-14	HC Dukla Jihlava	CZECH-2	41	29	12	0	2353	81	4	2.07	1035	0.927	9	5	4	541	19	2	2.11
2014-15	BK Mlada Boleslav	CZECH-1	23	8	15	0	1218	64	0	3.15	527	0.892	--	--	--	--	--	--	--
	HC Dukla Jihlava	CZECH-2	7	6	1	0	434	15	1	1.52	184	0.947	6	3	3	373	15	0	2.41
2015-16	BK Mlada Boleslav	CZECH-1	48	26	22	0	2849	120	5	2.53	1335	0.918	10	4	6	642	34	1	3.18
	<b>TOTALS</b>	<b>CZECH-1</b>	<b>71</b>	<b>34</b>	<b>37</b>	<b>0</b>	<b>4067</b>	<b>184</b>	<b>5</b>	<b>2.71</b>	<b>1862</b>	<b>0.910</b>	<b>10</b>	<b>4</b>	<b>6</b>	<b>642</b>	<b>34</b>	<b>1</b>	<b>3.18</b>
		<b>CZECH-2</b>	<b>73</b>	<b>47</b>	<b>26</b>	<b>0</b>	<b>4187</b>	<b>156</b>	<b>7</b>	<b>2.24</b>	<b>1835</b>	<b>0.922</b>	<b>17</b>	<b>8</b>	<b>9</b>	<b>1004</b>	<b>38</b>	<b>2</b>	<b>2.27</b>
		<b>CZECH-JR (20)</b>	<b>74</b>	<b>35</b>	<b>39</b>	<b>0</b>	<b>4188</b>	<b>185</b>	<b>3</b>	<b>2.65</b>	<b>2394</b>	<b>0.928</b>	<b>4</b>	<b>1</b>	<b>2</b>	<b>237</b>	<b>11</b>	<b>0</b>	<b>2.78</b>
		<b>CZECH-JR (18)</b>	<b>52</b>	<b>23</b>	<b>29</b>	<b>0</b>	<b>2739</b>	<b>128</b>	<b>2</b>	<b>2.80</b>	<b>830</b>	<b>0.866</b>	<b>3</b>	<b>1</b>	<b>2</b>	<b>155</b>	<b>7</b>	<b>0</b>	<b>2.71</b>

**Amateur Highlights:** Played for his hometown junior club's U18 and U20 teams... loaned to HC Havirov in 2008-09... played a career high 43 games in 2011-12 and posted his best record 24-19-0.

**Professional Highlights:** Played his first pro game for his hometown club in the second Czech Division in 2011-12... played his first full season of pro hockey in 2012-13... made his Czech Extraliga (top league) debut in 2014-15 for BK Mlada Boleslav... loaned to HC Dukla Jihlava at the end of the 2014-15 season and through the playoffs... signed with the Calgary Flames on 6/10/16...

**2015-16 Highlights:** Played a career high 48 games in the top Czech league... played 10 postseason games for his longest playoff run... signed with the Calgary Flames on 6/10/16.

## AHL HIGHLIGHTS

FIRST		
GP:	n/a	n/a
Win:	n/a	n/a
Shutout:	n/a	n/a

MOST (Most Recent)			
Shots Faced:	n/a	n/a	n/a
Saves:	n/a	n/a	n/a
GA:	n/a	n/a	n/a
Career Shutouts:	n/a	n/a	n/a

LONGEST PERSONAL STREAKS (Most Recent)		
Win:	n/a	n/a
Losing:	n/a	n/a
Winless Streak:	n/a	n/a
Shutout Streak:	n/a	n/a





# DAVID RITTICH #39 - G



## RITTICH VS. AHL

OPPONENT	REGULAR SEASON												PLAYOFFS											
	GP	MINS	W	L	OT/SOL	SO	SOG	GA	SVS	GAA	SV%	GP	MINS	W	L	OT	SO	SOG	GA	SVS	GAA	SV%		
Albany	--	--	--	--	--	--	--	--	--	--	--	--	--	--	--	--	--	--	--	--	--	--		
Bakersfield	--	--	--	--	--	--	--	--	--	--	--	--	--	--	--	--	--	--	--	--	--	--		
Binghamton	--	--	--	--	--	--	--	--	--	--	--	--	--	--	--	--	--	--	--	--	--	--		
Bridgeport	--	--	--	--	--	--	--	--	--	--	--	--	--	--	--	--	--	--	--	--	--	--		
Charlotte	--	--	--	--	--	--	--	--	--	--	--	--	--	--	--	--	--	--	--	--	--	--		
Chicago	--	--	--	--	--	--	--	--	--	--	--	--	--	--	--	--	--	--	--	--	--	--		
Cleveland	--	--	--	--	--	--	--	--	--	--	--	--	--	--	--	--	--	--	--	--	--	--		
Grand Rapids	--	--	--	--	--	--	--	--	--	--	--	--	--	--	--	--	--	--	--	--	--	--		
Hartford	--	--	--	--	--	--	--	--	--	--	--	--	--	--	--	--	--	--	--	--	--	--		
Hershey	--	--	--	--	--	--	--	--	--	--	--	--	--	--	--	--	--	--	--	--	--	--		
Iowa	--	--	--	--	--	--	--	--	--	--	--	--	--	--	--	--	--	--	--	--	--	--		
Lehigh Valley	--	--	--	--	--	--	--	--	--	--	--	--	--	--	--	--	--	--	--	--	--	--		
Manitoba	--	--	--	--	--	--	--	--	--	--	--	--	--	--	--	--	--	--	--	--	--	--		
Milwaukee	--	--	--	--	--	--	--	--	--	--	--	--	--	--	--	--	--	--	--	--	--	--		
Ontario	--	--	--	--	--	--	--	--	--	--	--	--	--	--	--	--	--	--	--	--	--	--		
Providence	--	--	--	--	--	--	--	--	--	--	--	--	--	--	--	--	--	--	--	--	--	--		
Rochester	--	--	--	--	--	--	--	--	--	--	--	--	--	--	--	--	--	--	--	--	--	--		
Rockford	--	--	--	--	--	--	--	--	--	--	--	--	--	--	--	--	--	--	--	--	--	--		
St. John's	--	--	--	--	--	--	--	--	--	--	--	--	--	--	--	--	--	--	--	--	--	--		
San Antonio	--	--	--	--	--	--	--	--	--	--	--	--	--	--	--	--	--	--	--	--	--	--		
San Diego	--	--	--	--	--	--	--	--	--	--	--	--	--	--	--	--	--	--	--	--	--	--		
San Jose	--	--	--	--	--	--	--	--	--	--	--	--	--	--	--	--	--	--	--	--	--	--		
Springfield	--	--	--	--	--	--	--	--	--	--	--	--	--	--	--	--	--	--	--	--	--	--		
Syracuse	--	--	--	--	--	--	--	--	--	--	--	--	--	--	--	--	--	--	--	--	--	--		
Texas	--	--	--	--	--	--	--	--	--	--	--	--	--	--	--	--	--	--	--	--	--	--		
Tucson	--	--	--	--	--	--	--	--	--	--	--	--	--	--	--	--	--	--	--	--	--	--		
Toronto	--	--	--	--	--	--	--	--	--	--	--	--	--	--	--	--	--	--	--	--	--	--		
Utica	--	--	--	--	--	--	--	--	--	--	--	--	--	--	--	--	--	--	--	--	--	--		
W/B-Scranton	--	--	--	--	--	--	--	--	--	--	--	--	--	--	--	--	--	--	--	--	--	--		
<b>TOTALS</b>	--	--	--	--	--	--	--	--	--	--	--	--	--	--	--	--	--	--	--	--	--	--		

# RITTICH

CONTRACT





# COLBY ROBAK #43 - D

VETERAN



**BORN:** Dauphin, Manitoba, Canada  
**DATE:** 4-24-1990  
**HEIGHT:** 6'3"  
**WEIGHT:** 195 lbs.  
**SHOOTS:** Left  
**DRAFTED:** 2008 NHL Entry Draft (Round 2, #48 Overall) by Florida

## CAREER STATS

SEASON	CLUB	LEA.	REGULAR SEASON					PLAYOFFS				
			GP	G	A	PTS	PIM	GP	G	A	PTS	PIM
2006-07	Brandon Wheat Kings	WHL	39	2	3	5	12	1	0	0	0	0
2007-08	Brandon Wheat Kings	WHL	71	6	24	30	25	6	0	2	2	8
2008-09	Brandon Wheat Kings	WHL	65	13	29	42	41	12	6	8	14	4
2009-10	Brandon Wheat Kings	WHL	71	16	50	66	9	15	3	9	12	2
2010-11	Rochester Americans	AHL	76	7	17	24	22	--	--	--	--	--
2011-12	San Antonio Rampage	AHL	73	9	30	39	30	8	1	4	5	4
	Florida Panthers	NHL	3	0	0	0	0	--	--	--	--	--
2012-13	San Antonio Rampage	AHL	63	5	18	23	50	--	--	--	--	--
	Florida Panthers	NHL	16	0	1	1	17	--	--	--	--	--
2013-14	San Antonio Rampage	AHL	56	8	13	21	24	--	--	--	--	--
	Florida Panthers	NHL	16	0	2	2	6	--	--	--	--	--
2014-15	Florida Panthers	NHL	7	0	0	0	2	--	--	--	--	--
	Anaheim Ducks	NHL	5	0	1	1	0	--	--	--	--	--
	Norfolk Admirals	AHL	29	1	5	6	18	--	--	--	--	--
2015-16	Rochester Americans	AHL	73	5	15	20	50	--	--	--	--	--
	<b>TOTALS</b>	<b>NHL</b>	<b>47</b>	<b>0</b>	<b>4</b>	<b>4</b>	<b>25</b>	<b>--</b>	<b>--</b>	<b>--</b>	<b>--</b>	<b>--</b>
		<b>AHL</b>	<b>370</b>	<b>35</b>	<b>98</b>	<b>133</b>	<b>194</b>	<b>8</b>	<b>1</b>	<b>4</b>	<b>5</b>	<b>4</b>
		<b>WHL</b>	<b>246</b>	<b>37</b>	<b>106</b>	<b>143</b>	<b>87</b>	<b>34</b>	<b>9</b>	<b>19</b>	<b>28</b>	<b>14</b>

**Amateur Highlights:** Played 4 seasons in the WHL with the Brandon Wheat Kings... named to the CHL Top Prospect Game in 2007-08... won the gold with Canada during the 2007-08 U18 World Junior Championships... named to the WHL (East) Second All-Star Team in 2009-10 and held the best plus/minus with plus-56... finished as the runner-up in the 2010 Memorial Cup... led his team in scoring from the blueline with 66 pts... finished his career with an impressive 28 pts. in 34 playoff games.

**Professional Highlights:** Made his pro debut on 10/9/10 with RCH and had two assists... scored his first pro goal on 10/30/10 @ ADK Phantoms... named to the AHL All-Star Game in 2011-12... made his NHL debut on 2/12/12 @ NYL.. earned his first NHL assist on 3/5/13 vs. WPG... logged a career-high 23:34 minutes played on 3/16/14 vs. VAN... played parts of four seasons with the Florida Panthers... traded to the Anaheim Ducks on 12/4/14 for defenseman Jesse Blacker and a conditional draft pick...

**2015-16 Highlights:** Signed with the Rochester Americans... posted his fifth career 20 point campaign in the AHL.

## AHL HIGHLIGHTS

### FIRST

GP:	10/9/10	RCH 4 at TOR 2
Goal:	10/30/10	RCH 5 at ADK 3
Assist:	10/9/10	RCH 4 at TOR 2

### LONGEST PERSONAL STREAKS (Most Recent)

Goals:	2	11/6/15 - 11/13/15 (2G)
Assists:	5	3/20/12 - 3/28/12 (5A)
Points:	5	3/20/12 - 3/28/12 (0-5-5)


### MOST (Most Recent)

Goals	2 (1x)	10/30/10	RCH 5 at ADK 3
Assists	3 (1x)	12/18/11	TEX 2 at SA 4
Points	3 (2x)	4/10/12	MIL 1 at SA 4 (1-2-3)
SOG	7 (1x)	4/20/13	HOU 5 at SA 2
PIM	10 (1x)	12/15/12	SA 3 at OKC 5
Multi-Point Games	22	3/23/16	STJ 5 at RCH 6 (0-2-2)



# COLBY ROBAK #43 - D

VETERAN



## ROBAK VS. AHL

OPPONENT	REGULAR SEASON					PLAYOFFS				
	GP	G	A	PTS	PIM	GP	G	A	PTS	PIM
Albany	14	1	2	3	6	--	--	--	--	--
Bakersfield	--	--	--	--	--	--	--	--	--	--
Binghamton	22	2	7	9	4	--	--	--	--	--
Bridgeport	3	0	0	0	4	--	--	--	--	--
Charlotte	17	1	8	9	6	--	--	--	--	--
Chicago	10	1	4	5	4	5	1	3	4	0
Cleveland (LE)	21	3	5	8	10	--	--	--	--	--
Grand Rapids	15	2	4	6	12	--	--	--	--	--
Hartford	4	0	1	1	0	--	--	--	--	--
Hershey	9	0	2	2	4	--	--	--	--	--
Iowa	5	2	1	3	4	--	--	--	--	--
Lehigh Valley	3	1	0	1	4	--	--	--	--	--
Manitoba	--	--	--	--	--	--	--	--	--	--
Milwaukee	9	1	2	3	4	--	--	--	--	--
Ontario	--	--	--	--	--	--	--	--	--	--
Providence	5	0	0	0	2	--	--	--	--	--
Rochester	4	0	0	0	2	--	--	--	--	--
Rockford	9	0	3	3	2	--	--	--	--	--
St. John's	8	2	2	4	10	--	--	--	--	--
San Antonio	--	--	--	--	--	--	--	--	--	--
San Diego	--	--	--	--	--	--	--	--	--	--
San Jose	--	--	--	--	--	--	--	--	--	--
Springfield	--	--	--	--	--	--	--	--	--	--
Syracuse	20	0	5	5	6	--	--	--	--	--
Texas	29	1	9	10	16	--	--	--	--	--
Toronto	24	4	5	9	8	--	--	--	--	--
Tucson	--	--	--	--	--	--	--	--	--	--
Utica	10	0	4	4	12	--	--	--	--	--
W/B-Scranton	7	0	2	2	0	--	--	--	--	--
<i>Defunct Teams</i>										
Abbotsford	21	2	10	12	8	--	--	--	--	--
ADK Phantoms	4	2	1	3	0	--	--	--	--	--
Hamilton	16	2	1	3	4	--	--	--	--	--
Houston	23	3	6	9	12	--	--	--	--	--
Oklahoma City	28	3	4	7	30	3	0	1	1	4
Manitoba (2011)	8	2	0	2	6	--	--	--	--	--
Peoria	10	0	6	6	6	--	--	--	--	--
Portland	4	0	1	1	2	--	--	--	--	--
Springfield Falcons	2	0	1	1	0	--	--	--	--	--
Worcester	6	0	2	2	6	--	--	--	--	--
<b>TOTALS</b>	<b>370</b>	<b>35</b>	<b>98</b>	<b>133</b>	<b>194</b>	<b>8</b>	<b>1</b>	<b>4</b>	<b>5</b>	<b>4</b>

CONTRACT  
PTO

ROBAK



# HUNTER SHINKARUK #16 - LW



**BORN:** Calgary, Alberta  
**DATE:** 10-13-1994  
**HEIGHT:** 5'10"  
**WEIGHT:** 181 lbs.  
**SHOOTS:** Left  
**DRAFTED:** 2013 NHL Entry Draft (Round 1, #24 Overall) by Vancouver

## CAREER STATS

SEASON	CLUB	LEA.	REGULAR SEASON					PLAYOFFS				
			GP	G	A	PTS	PIM	GP	G	A	PTS	PIM
2010-11	Medicine Hat Tigers	WHL	63	14	28	42	24	14	4	5	9	0
2011-12	Medicine Hat Tigers	WHL	66	49	42	91	38	8	2	9	11	6
2012-13	Medicine Hat Tigers	WHL	64	37	49	86	44	8	3	3	6	8
2013-14	Medicine Hat Tigers	WHL	18	5	11	16	29	--	--	--	--	--
2014-15	Utica Comets	AHL	74	16	15	31	28	23	4	2	6	4
2015-16	Vancouver Canucks	NHL	1	0	0	0	0	--	--	--	--	--
	Utica Comets	AHL	45	21	18	39	18	--	--	--	--	--
	Calgary Flames	NHL	7	2	1	3	2	--	--	--	--	--
	Stockton Heat	AHL	17	6	6	12	2	--	--	--	--	--
	<b>TOTALS</b>	<b>NHL</b>	<b>8</b>	<b>2</b>	<b>1</b>	<b>3</b>	<b>2</b>	<b>--</b>	<b>--</b>	<b>--</b>	<b>--</b>	<b>--</b>
		<b>AHL</b>	<b>136</b>	<b>43</b>	<b>39</b>	<b>82</b>	<b>48</b>	<b>23</b>	<b>4</b>	<b>2</b>	<b>6</b>	<b>4</b>
		<b>WHL</b>	<b>211</b>	<b>105</b>	<b>130</b>	<b>235</b>	<b>135</b>	<b>30</b>	<b>9</b>	<b>17</b>	<b>26</b>	<b>14</b>

**Amateur Highlights:** Selected in first round, 14 overall, by the Medicine Hat Tigers in the 2009 WHL Bantam Draft... finished second season of WHL hockey finished fifth in the league with 49 goals and was second in scoring on team... won a bronze with Canada during the 2012 U18 World Junior Championships scoring 4 goals and adding 4 assists in 6 games... named captain of the Tigers in his third season... second leading scorer for Medicine Hat with 86 points... ranked fifth amongst North American skaters in Central Scoutings mid-term rankings and sixth in the final rankings.

**Professional Highlights:** Made his pro debut with the Utica Comets on 10/11/14... recorded first pro point (an assist) in his second pro game... scored his first pro goal on 10/22/14 vs. ADK... made NHL debut with the Vancouver Canucks on 11/16/15 vs. Montreal... played 45 games with the Utica Comets during his second season surpassing career highs in half of a season... named to the AHL All-Star Game in 2015-16 as a member of the Comets... traded to the Calgary Flames on 2/22/16 in exchange for Markus Granlund... scored his first NHL point on 3/28/16 at Arizona (assist)... scored first NHL goal on 3/30/16 @ ANA...

**2015-16 Highlights:** Made NHL debut with the Vancouver Canucks on 11/16/15 vs. Montreal... played 45 games with the Utica Comets during his second season surpassing career highs in half of a season... named to the AHL All-Star Game in 2015-16 as a member of the Comets... traded to the Calgary Flames on 2/22/16 in exchange for Markus Granlund... scored his first NHL point on 3/28/16 at Arizona (assist)... scored first NHL goal on 3/30/16 @ ANA... had 12 points in 17 games with the Heat... finished with 3 points in 7 NHL games with the Flames.

## AHL HIGHLIGHTS

FIRST		
GP:	10/11/14	UTI 2 at TOR 1
Goal:	10/22/14	UTI 3 vs. ADK 0
Assist:	10/12/14	UTI 2 at TOR 3 (OT)

LONGEST PERSONAL STREAKS (Most Recent)		
Goals:	5 (1x)	3/21/15 - 4/1/15 (5G)
Assists:	3 (1x)	3/12/16 - 3/19/16 (3A)
Points:	6 (1x)	3/21/15 - 4/4/15 (5-2-7)

MOST (Most Recent)			
Goals	3 (2x)	11/7/15	UTI 5 vs. PRO 1
Assists	3 (1x)	12/18/15	UTI 7 at SPR 4
Points	4 (1x)	12/18/15	UTI 7 at SPR 4 (1-3-4)
SOG	5 (7x)	12/30/15	UTI 2 at ALB 3 (OT)
PIM	4 (1x)	10/24/14	UTI 5 vs. SA 2
Multi-Point Games	14	4/16/16	STK 5 vs. SJ 4



# HUNTER SHINKARUK #16 - LW



## SHINKARUK VS. AHL

OPPONENT	REGULAR SEASON					PLAYOFFS				
	GP	G	A	PTS	PIM	GP	G	A	PTS	PIM
Albany	8	1	2	3	2	--	--	--	--	--
Bakersfield	2	2	1	3	0	--	--	--	--	--
Binghamton	9	4	2	6	6	--	--	--	--	--
Bridgeport	2	0	0	0	0	--	--	--	--	--
Charlotte	--	--	--	--	--	--	--	--	--	--
Chicago	3	3	0	3	2	5	2	1	3	2
Cleveland (LE)	2	1	0	1	2	--	--	--	--	--
Grand Rapids	2	0	0	0	2	6	1	0	1	0
Hartford	4	1	2	3	2	--	--	--	--	--
Hershey	2	1	0	1	0	--	--	--	--	--
Iowa	3	0	2	2	0	--	--	--	--	--
Lehigh Valley	3	1	0	1	0	--	--	--	--	--
Manitoba	2	0	0	0	2	--	--	--	--	--
Milwaukee	2	1	1	2	0	--	--	--	--	--
Ontario	2	1	1	2	0	--	--	--	--	--
Providence	1	3	0	3	0	--	--	--	--	--
Rochester	15	6	2	8	6	--	--	--	--	--
Rockford	2	1	0	1	2	--	--	--	--	--
St. John's	3	1	1	2	2	--	--	--	--	--
San Antonio	5	0	1	1	4	--	--	--	--	--
San Diego	3	1	1	2	0	--	--	--	--	--
San Jose	4	2	1	3	0	--	--	--	--	--
Springfield	--	--	--	--	--	--	--	--	--	--
Syracuse	9	4	4	8	2	--	--	--	--	--
Texas	6	0	2	2	0	--	--	--	--	--
Toronto	12	1	5	6	6	--	--	--	--	--
Tucson	--	--	--	--	--	--	--	--	--	--
Utica	--	--	--	--	--	--	--	--	--	--
W/B-Scranton	2	1	0	1	2	--	--	--	--	--
<i>Defunct Teams</i>										
ADK Flames	12	3	2	5	0	--	--	--	--	--
Hamilton	8	0	1	1	4	--	--	--	--	--
Manchester	--	--	--	--	--	5	0	1	1	2
Oklahoma City	2	1	1	2	2	7	1	0	1	0
Portland	4	1	4	5	0	--	--	--	--	--
Springfield Falcons	2	2	3	5	0	--	--	--	--	--
<b>TOTALS</b>	<b>136</b>	<b>43</b>	<b>39</b>	<b>82</b>	<b>48</b>	<b>23</b>	<b>4</b>	<b>2</b>	<b>6</b>	<b>4</b>


CONTRACT



SHINKARUK



# HUNTER SMITH #34 - RW



**BORN:** Windsor, Ontario, Canada  
**DATE:** 9-11-1995  
**HEIGHT:** 6'6"  
**WEIGHT:** 207 lbs.  
**SHOOTS:** Right  
**DRAFTED:** 2014 NHL Entry Draft (Round 2, #54 Overall) by Calgary

## CAREER STATS

SEASON	CLUB	LEA.	REGULAR SEASON					PLAYOFFS				
			GP	G	A	PTS	PIM	GP	G	A	PTS	PIM
2011-12	Windsor Spitfires	OHL	15	1	0	1	19	2	0	0	0	0
2012-13	Oshawa Generals	OHL	30	0	1	1	22	3	0	0	0	0
2013-14	Oshawa Generals	OHL	64	16	24	40	100	12	3	8	11	25
2014-15	Oshawa Generals	OHL	57	23	26	49	122	16	7	7	14	30
2015-16	Stockton Heat	AHL	54	2	6	8	90	--	--	--	--	--
	<b>TOTALS</b>	<b>AHL</b>	<b>54</b>	<b>2</b>	<b>6</b>	<b>8</b>	<b>90</b>	--	--	--	--	--
		<b>OHL</b>	<b>166</b>	<b>40</b>	<b>51</b>	<b>91</b>	<b>263</b>	<b>33</b>	<b>10</b>	<b>15</b>	<b>25</b>	<b>55</b>

**Amateur Highlights:** Began his junior career with the Windsor Spitfires... traded to the Oshawa Generals just before the start of the 2012-13 season... played postseason hockey during all four of his years in the OHL... improved his goal, assist and point total in his last three years... helped Oshawa to an OHL Championship and a Memorial Cup Championship in his last season in the OHL... established career highs in points and PIMS during both the 2014-15 regular season and playoffs... had one goal in the Memorial Cup Tournament.

**Professional Highlights:** Made his pro debut on 10/10/15 vs. RFD... recorded his first pro point, an assist on 11/27/16 vs. BAK and followed that up with his first pro goal, good for his first pro multi-point game... scored his first game winning goal in the AHL on 3/18/16 vs. IA... led all Heat rookies with a plus-2 rating...

**2015-16 Highlights:** Made his pro debut on 10/10/15 vs. RFD... recorded his first pro point, an assist on 11/27/16 vs. BAK and followed that up with his first pro goal, good for his first pro multi-point game... scored his first game winning goal in the AHL on 3/18/16 vs. IA... led all Heat rookies with a plus-2 rating... missed 6 games with an upper body injury.

## AHL HIGHLIGHTS


FIRST		
GP:	10/10/16	STK 7 vs. RFD 0
Goal:	11/27/15	STK 5 vs. BAK 6
Assist:	11/27/15	STK 5 vs. BAK 6

LONGEST PERSONAL STREAKS (Most Recent)		
Goals:	1 (2x)	3/18/16 (1G)
Assists:	2 (1x)	11/27/15 - 11/28/15 (2A)
Points:	2 (2x)	3/18/16 - 3/19/16 (1-1-2)

MOST (Most Recent)			
Goals	1 (2x)	11/27/16	STK 5 vs. BAK 6
Assists	1 (6x)	3/23/16	STK 2 at MB 3
Points	2 (1x)	11/27/16	STK 5 vs. BAK 6
SOG	5 (1x)	2/24/16	STK 4 vs. SD 3 (OT)
PIM	22 (1x)	1/16/16	STK 0 at RFD 3
Multi-Point Games	1	11/27/16	STK 5 vs. BAK 6



# HUNTER SMITH #34 - RW



## SMITH VS. AHL

OPPONENT	REGULAR SEASON					PLAYOFFS				
	GP	G	A	PTS	PIM	GP	G	A	PTS	PIM
Albany	--	--	--	--	--	--	--	--	--	--
Bakersfield	9	1	3	4	20	--	--	--	--	--
Binghamton	--	--	--	--	--	--	--	--	--	--
Bridgeport	--	--	--	--	--	--	--	--	--	--
Charlotte	--	--	--	--	--	--	--	--	--	--
Chicago	--	--	--	--	--	--	--	--	--	--
Cleveland	--	--	--	--	--	--	--	--	--	--
Grand Rapids	--	--	--	--	--	--	--	--	--	--
Hartford	--	--	--	--	--	--	--	--	--	--
Hershey	--	--	--	--	--	--	--	--	--	--
Iowa	2	1	1	2	7	--	--	--	--	--
Lehigh Valley	--	--	--	--	--	--	--	--	--	--
Manitoba	4	0	1	1	5	--	--	--	--	--
Milwaukee	--	--	--	--	--	--	--	--	--	--
Ontario	8	0	0	0	14	--	--	--	--	--
Providence	--	--	--	--	--	--	--	--	--	--
Rochester	--	--	--	--	--	--	--	--	--	--
Rockford	2	0	0	0	22	--	--	--	--	--
St. John's	--	--	--	--	--	--	--	--	--	--
San Antonio	4	0	1	1	2	--	--	--	--	--
San Diego	12	0	0	0	11	--	--	--	--	--
San Jose	9	0	0	0	7	--	--	--	--	--
Springfield	--	--	--	--	--	--	--	--	--	--
Syracuse	--	--	--	--	--	--	--	--	--	--
Texas	4	0	0	0	2	--	--	--	--	--
Toronto	--	--	--	--	--	--	--	--	--	--
Tucson	--	--	--	--	--	--	--	--	--	--
Utica	--	--	--	--	--	--	--	--	--	--
W/B-Scranton	--	--	--	--	--	--	--	--	--	--
<b>TOTALS</b>	<b>54</b>	<b>2</b>	<b>6</b>	<b>8</b>	<b>90</b>	<b>--</b>	<b>--</b>	<b>--</b>	<b>--</b>	<b>--</b>

CONTRACT




SMITH



# LINDEN VEY #44 - C

VETERAN



**BORN:** Wakaw, Saskatchewan  
**DATE:** 7-17-1991  
**HEIGHT:** 6'0"  
**WEIGHT:** 190 lbs.  
**SHOOTS:** Right  
**DRAFTED:** 2009 NHL Entry Draft (Round 4, #96 Overall) by Los Angeles

## CAREER STATS

SEASON	CLUB	LEA.	REGULAR SEASON					PLAYOFFS				
			GP	G	A	PTS	PIM	GP	G	A	PTS	PIM
2006-07	Medicine Hat Tigers	WHL	2	0	0	0	2	--	--	--	--	--
2007-08	Medicine Hat Tigers	WHL	48	8	9	17	21	5	0	1	1	2
2008-09	Medicine Hat Tigers	WHL	71	24	48	72	20	11	2	5	7	2
2009-10	Medicine Hat Tigers	WHL	72	24	51	75	34	12	2	6	8	8
2010-11	Medicine Hat Tigers	WHL	69	46	70	116	36	15	12	13	25	8
2011-12	Manchester Monarchs	AHL	74	19	24	43	16	4	2	4	6	0
2012-13	Manchester Monarchs	AHL	74	22	45	67	32	4	2	0	2	4
2013-14	Los Angeles Kings	NHL	18	0	5	5	0	--	--	--	--	--
	Manchester Monarchs	AHL	43	14	34	48	20	4	0	2	2	4
2014-15	Vancouver Canucks	NHL	75	10	14	24	18	1	0	0	0	0
2015-16	Vancouver Canucks	NHL	41	4	11	15	6	--	--	--	--	--
	Utica Comets	AHL	26	3	12	15	8	--	--	--	--	--
	<b>TOTALS</b>	<b>NHL</b>	<b>134</b>	<b>14</b>	<b>30</b>	<b>44</b>	<b>24</b>	<b>1</b>	<b>0</b>	<b>0</b>	<b>0</b>	<b>0</b>
		<b>AHL</b>	<b>217</b>	<b>58</b>	<b>115</b>	<b>173</b>	<b>76</b>	<b>12</b>	<b>4</b>	<b>6</b>	<b>10</b>	<b>8</b>
		<b>WHL</b>	<b>262</b>	<b>102</b>	<b>178</b>	<b>280</b>	<b>113</b>	<b>43</b>	<b>16</b>	<b>25</b>	<b>41</b>	<b>20</b>

**Amateur Highlights:**  
 Drafted in the second round, #42 overall by the Medicine Hat Tigers in the 2006 WHL Bantam Draft... played parts of five seasons with the Tigers... named to the WHL (East) First All-Star Team in 2010-11... recipient of the Bobby Clarke Trophy (most points WHL) in 2010-11... improved his points total every year, culminating with 116 during his final season, the most in the CHL that season... served as an assistant captain during his final season in Medicine Hat... played postseason hockey during all of his four full seasons with the Tigers.

**Professional Highlights:** Made his pro debut with Manchester on 10/7/11 vs. SPR Falcons... scored his first pro goal on 10/19/11 at POR... named the AHL's Rookie of the Month for Feb. 2012 (6-8-14)... made his NHL debut with LA on 11/7/13 vs. BUF... registered his first NHL point, an assist in his second NHL game on 11/9/13 vs. VAN... traded to the Vancouver Canucks on 6/28/14 in exchange for a second round pick... scored his first NHL goal on 10/11/14 vs. EDM... played his first full NHL season with Vancouver in 2014-15... established NHL career highs with 10 goals... 14 assists and 24 points... signed a one-year contract with Calgary on 7/5/16...

**2015-16 Highlights:** Began the year with the Utica Comets... called up to Vancouver on 12/18/15 after 26 games with Utica... made his NHL season debut on 12/18/15 at DET... scored his first NHL goal of the season on 1/15/16 at CAR... played 41 games with the Canucks through the remainder of the season.

## AHL HIGHLIGHTS

FIRST		
GP:	10/7/11	MCH 5 vs. SPR 2
Goal:	10/19/11	MCH 3 at POR 5
Assist:	10/14/11	MCH 7 at PRO 1

LONGEST PERSONAL STREAKS (Most Recent)		
Goals:	2 (9x)	10/25/13 - 10/26/13 (2G)
Assists:	9 (1x)	12/28/12 - 1/18/13 (13A)
Points:	9 (1x)	12/28/12 - 1/18/13 (1-13-14)


MOST (Most Recent)			
Goals	2 (6x)	4/12/14	MCH 4 vs. POR 0
Assists	4 (3x)	2/14/14	MCH 5 vs. WOR 1
Points	4 (3x)	2/14/14	MCH 5 vs. WOR 1 (0-4-4)
SOG	6 (1x)	12/26/11	MCH 4 vs. PRO 1
PIM	4 (1x)	11/17/12	MCH 0 at BRI 4
Multi-Point Games	43	11/13/15	UTI 3 at SPR 6 (0-2-2)





# LINDEN VEY #44 - C

VETERAN



## VEY VS. AHL

OPPONENT	REGULAR SEASON					PLAYOFFS				
	GP	G	A	PTS	PIM	GP	G	A	PTS	PIM
Albany	7	1	7	8	4	--	--	--	--	--
Bakersfield	--	--	--	--	--	--	--	--	--	--
Binghamton	7	3	8	11	2	--	--	--	--	--
Bridgeport	18	5	12	17	8	--	--	--	--	--
Charlotte	--	--	--	--	--	--	--	--	--	--
Chicago	--	--	--	--	--	--	--	--	--	--
Cleveland (LE)	--	--	--	--	--	--	--	--	--	--
Grand Rapids	--	--	--	--	--	--	--	--	--	--
Hartford	7	3	4	7	4	--	--	--	--	--
Hershey	10	5	4	9	6	--	--	--	--	--
Iowa	--	--	--	--	--	--	--	--	--	--
Lehigh Valley	2	0	1	1	0	--	--	--	--	--
Manitoba	--	--	--	--	--	--	--	--	--	--
Milwaukee	--	--	--	--	--	--	--	--	--	--
Ontario	--	--	--	--	--	--	--	--	--	--
Providence	29	5	12	17	6	--	--	--	--	--
Rochester	4	2	1	3	0	--	--	--	--	--
Rockford	--	--	--	--	--	--	--	--	--	--
St. John's	22	6	10	16	4	--	--	--	--	--
San Antonio	--	--	--	--	--	--	--	--	--	--
San Diego	--	--	--	--	--	--	--	--	--	--
San Jose	--	--	--	--	--	--	--	--	--	--
Springfield	--	--	--	--	--	--	--	--	--	--
Syracuse	3	1	1	2	2	--	--	--	--	--
Texas	--	--	--	--	--	--	--	--	--	--
Toronto	3	0	1	1	0	--	--	--	--	--
Tucson	--	--	--	--	--	--	--	--	--	--
Utica	--	--	--	--	--	--	--	--	--	--
W/B-Scranton	9	3	4	7	4	--	--	--	--	--
<i>Defunct Teams</i>										
ADK Phantoms	7	2	4	6	4	--	--	--	--	--
Connecticut	12	5	3	8	4	--	--	--	--	--
Norfolk	--	--	--	--	--	8	2	6	8	4
Oklahoma City	--	--	--	--	--	--	--	--	--	--
Portland	34	11	14	25	10	--	--	--	--	--
Springfield Falcons	14	2	10	12	4	4	2	0	2	4
Worcester	29	4	19	23	14	--	--	--	--	--
<b>TOTALS</b>	<b>217</b>	<b>58</b>	<b>115</b>	<b>173</b>	<b>76</b>	<b>12</b>	<b>4</b>	<b>6</b>	<b>10</b>	<b>8</b>


CONTRACT



VEY



# TYLER WOTHERSPOON #5 - D



**BORN:** Burnaby, British Columbia, Canada  
**DATE:** 3-12-1993  
**HEIGHT:** 6'1"  
**WEIGHT:** 203 lbs.  
**SHOOTS:** Left  
**DRAFTED:** 2011 NHL Entry Draft (Round 2, #57 Overall) by Calgary

## CAREER STATS

SEASON	CLUB	LEA.	REGULAR SEASON					PLAYOFFS				
			GP	G	A	PTS	PIM	GP	G	A	PTS	PIM
2008-09	Portland Winter Hawks	WHL	4	0	0	0	0	--	--	--	--	--
2009-10	Portland Winterhawks	WHL	43	1	4	5	21	15	2	0	0	0
2010-11	Portland Winterhawks	WHL	64	2	10	12	73	20	3	1	4	10
2011-12	Portland Winterhawks	WHL	67	7	21	28	42	22	1	6	7	6
2012-13	Portland Winterhawks	WHL	61	7	30	37	30	21	2	8	10	20
2013-14	Abbotsford Heat	AHL	48	1	8	9	12	--	--	--	--	--
	Calgary Flames	NHL	14	0	4	4	4	--	--	--	--	--
2014-15	Adirondack Flames	AHL	61	2	22	24	20	--	--	--	--	--
	Calgary Flames	NHL	1	0	0	0	0	6	0	0	0	0
2015-16	Calgary Flames	NHL	11	0	1	1	0	--	--	--	--	--
	Stockton Heat	AHL	53	2	8	10	16	--	--	--	--	--
	<b>TOTALS</b>	<b>NHL</b>	<b>26</b>	<b>0</b>	<b>5</b>	<b>5</b>	<b>4</b>	<b>6</b>	<b>0</b>	<b>0</b>	<b>0</b>	<b>0</b>
		<b>AHL</b>	<b>162</b>	<b>5</b>	<b>38</b>	<b>43</b>	<b>48</b>	--	--	--	--	--
		<b>WHL</b>	<b>239</b>	<b>17</b>	<b>65</b>	<b>82</b>	<b>166</b>	<b>65</b>	<b>6</b>	<b>15</b>	<b>21</b>	<b>36</b>

**Amateur Highlights:** Played his entire junior career in Portland of the WHL... helped lead the team to a WHL Championship in 2012-13 and a berth in the Memorial Cup... had a goal and 2 assists in 5 Memorial Cup games... served as an alternate captain during the championship year.

**Professional Highlights:** Suited up in 48 AHL games with the Abbotsford Heat during his first season pro... registered his first pro point, an assist, during his first pro game... scored his first pro goal on 10/20/13... played his first NHL game on 3/7/14... recorded his first NHL assist on 3/8/14... had 24 points in 61 games with Adirondack... suited up in 6 playoff games for the Calgary Flames in 2014-15, his first pro playoff experience... added 11 games in Calgary during the 2015-16 season...

**2015-16 Highlights:** Played five games with the Flames after earning his first call-up on 2/19/16... wore an "A" on his jersey for the Heat for the first time on 3/5/16 @ SD... tied Aaron Johnson with the best plus/minus among Heat defenseman with a plus-1 rating... added 11 NHL games and an NHL assist.

## AHL HIGHLIGHTS

FIRST		
GP:	10/4/13	ABB 5 at LE 2
Goal:	10/20/13	ABB 3 at TEX 9
Assist:	10/4/13	ABB 5 at LE 2

LONGEST PERSONAL STREAKS (Most Recent)		
Goals:	2 (1x)	4/1/16 - 4/3/16 (2G)
Assists:	3 (1x)	12/2/14 - 12/6/14 (3A)
Points:	3 (1x)	12/2/14 - 12/6/14 (0-3-3)

MOST (Most Recent)			
Goals	1 (5x)	4/3/16	STK 2 at SD 1 (OT)
Assists	2 (3x)	4/10/16	STK 5 vs SD 4 (OT)
Points	2 (4x)	4/10/16	STK 5 vs SD 4 (OT) (0-2-2)
SOG	6 (1x)	3/13/15	ADK 4 at SYR 7
PIM	6 (1x)	2/21/15	ADK 3 at OKC 1



# TYLER WOTHERSPOON #5 - D



## WOTHERSPOON VS. AHL

OPPONENT	REGULAR SEASON					PLAYOFFS				
	GP	G	A	PTS	PIM	GP	G	A	PTS	PIM
Albany	1	0	0	0	0	--	--	--	--	--
Bakersfield	12	0	1	1	4	--	--	--	--	--
Binghamton	2	0	1	1	0	--	--	--	--	--
Bridgeport	--	--	--	--	--	--	--	--	--	--
Charlotte	4	0	0	0	0	--	--	--	--	--
Chicago	4	0	2	2	2	--	--	--	--	--
Grand Rapids	6	0	0	0	4	--	--	--	--	--
Hartford	--	--	--	--	--	--	--	--	--	--
Hershey	--	--	--	--	--	--	--	--	--	--
Iowa	5	0	1	1	0	--	--	--	--	--
Lake Erie	5	0	2	2	2	--	--	--	--	--
Lehigh Valley	2	0	1	1	0	--	--	--	--	--
Manitoba	2	0	0	0	2	--	--	--	--	--
Milwaukee	5	0	0	0	4	--	--	--	--	--
Ontario	10	1	0	1	0	--	--	--	--	--
Portland	--	--	--	--	--	--	--	--	--	--
Providence	--	--	--	--	--	--	--	--	--	--
Rochester	8	1	2	3	4	--	--	--	--	--
Rockford	7	0	1	1	0	--	--	--	--	--
St. John's	--	--	--	--	--	--	--	--	--	--
San Antonio	14	1	3	4	4	--	--	--	--	--
San Diego	10	1	4	5	4	--	--	--	--	--
San Jose	7	0	0	0	0	--	--	--	--	--
Springfield	--	--	--	--	--	--	--	--	--	--
Syracuse	3	0	3	3	0	--	--	--	--	--
Texas	12	1	3	4	4	--	--	--	--	--
Toronto	8	0	3	3	2	--	--	--	--	--
Utica	13	0	3	3	2	--	--	--	--	--
W/B-Scranton	--	--	--	--	--	--	--	--	--	--
<i>Defunct Teams</i>										
Hamilton	12	0	2	2	2	--	--	--	--	--
Oklahoma City	10	0	6	6	8	--	--	--	--	--
<b>TOTALS</b>	<b>162</b>	<b>5</b>	<b>38</b>	<b>43</b>	<b>48</b>	--	--	--	--	--

CONTRACT



**WOTHERSPOON**



# 2015-16 RESULTS



# 2015-16 AHL STATISTICS

## WESTERN CONFERENCE PACIFIC

Rank	Team	GP	W	L	OT	SOL	P	PCT	GF	GA	Diff	PIMS	Home	Away	S/O
1	y Ontario Reign	68	44	19	4	1	93	.684	192	138	54	1103	22-8-3-1	22-11-1-0	0-1
2	x San Diego Gulls	68	39	23	4	2	84	.618	208	200	8	1269	20-10-3-1	19-13-1-1	4-2
3	x Texas Stars	76	40	25	8	3	91	.599	277	246	31	878	21-11-6-0	19-14-2-3	3-3
4	x San Jose Barracuda	68	31	26	8	3	73	.537	198	193	5	852	18-13-2-1	13-13-6-2	3-3
5	Bakersfield Condors	68	31	28	7	2	71	.522	212	222	-10	953	17-13-3-1	14-15-4-1	1-2
6	<b>STOCKTON HEAT</b>	<b>68</b>	<b>32</b>	<b>32</b>	<b>2</b>	<b>2</b>	<b>68</b>	<b>.500</b>	<b>194</b>	<b>224</b>	<b>-30</b>	<b>1055</b>	<b>22-11-1-0</b>	<b>10-21-1-2</b>	<b>4-2</b>
7	San Antonio Rampage	76	33	35	8	0	74	.487	213	240	-27	1136	15-20-3-0	18-15-5-0	3-0

## CENTRAL

Rank	Team	GP	W	L	OT	SOL	P	PCT	GF	GA	Diff	PIMS	Home	Away	S/O
1	zy Milwaukee Admirals	76	48	23	3	2	101	.664	224	193	31	1045	26-11-0-1	22-12-3-1	7-2
2	x Lake Erie Monsters	76	43	22	6	5	97	.638	211	188	23	1162	25-8-1-4	18-14-5-1	2-5
3	x Rockford IceHogs	76	40	22	10	4	94	.618	214	205	9	1292	23-9-3-3	17-13-7-1	2-4
4	x Grand Rapids Griffins	76	44	30	1	1	90	.592	238	195	43	1096	25-12-1-0	19-18-0-1	1-1
5	Charlotte Checkers	76	36	32	3	5	80	.526	214	229	-15	1078	17-17-2-2	19-15-1-3	6-5
6	Chicago Wolves	76	33	35	5	3	74	.487	194	228	-34	1230	20-16-1-1	13-19-4-2	4-3
7	Manitoba Moose	76	26	41	4	5	61	.401	180	250	-70	1077	16-17-2-3	10-24-2-2	0-5
8	Iowa Wild	76	24	41	5	6	59	.388	169	225	-56	933	11-21-3-3	13-20-2-3	3-6

## EASTERN CONFERENCE ATLANTIC

Rank	Team	GP	W	L	OT	SOL	P	PCT	GF	GA	Diff	PIMS	Home	Away	S/O
1	y Hershey Bears	76	43	21	5	7	98	.645	259	220	39	1083	24-7-2-5	19-14-3-2	6-7
2	x Providence Bruins	76	41	22	9	4	95	.625	238	198	40	967	23-7-4-4	18-15-5-0	2-4
3	x Wilkes-Barre-Scranton Penguins	76	43	27	4	2	92	.605	230	203	27	1170	20-15-2-1	23-12-2-1	1-2
4	x Portland Pirates	76	41	27	6	2	90	.592	215	207	8	973	22-15-0-1	19-12-6-1	1-2
5	x Bridgeport Sound Tigers	76	40	29	4	3	87	.572	209	220	-11	1412	22-14-0-2	18-15-4-1	3-3
6	Hartford Wolf Pack	76	41	32	3	0	85	.559	202	199	3	754	20-16-2-0	21-16-1-0	7-0
7	Lehigh Valley	76	34	35	4	3	75	.493	215	22	-7	1012	14-21-1-2	20-14-3-1	5-3
8	Springfield Falcons	76	26	42	3	5	60	.395	194	265	-71	1050	16-20-1-1	10-22-2-4	2-5

## NORTH

Rank	Team	GP	W	L	OT	SOL	P	PCT	GF	GA	Diff	PIMS	Home	Away	S/O
1	zy Toronto Marlies	76	54	16	5	1	114	.750	294	191	103	936	27-9-2-0	27-7-3-1	4-1
2	x Albany Devils	76	46	20	8	2	102	.671	212	167	45	1232	27-7-3-1	19-13-5-1	2-2
3	x Utica Comets	76	38	26	8	4	88	.579	224	217	7	1051	18-11-5-4	20-15-3-0	1-4
4	Syracuse Crunch	76	32	29	11	4	79	.520	213	240	-27	1319	18-15-2-3	14-14-9-1	2-4
5	St. John's IceCaps	76	32	33	8	3	75	.493	208	239	-31	1203	18-13-6-1	14-20-2-2	2-3
6	Rochester Americans	76	34	38	3	1	72	.474	199	249	-50	971	19-16-2-1	15-22-1-0	3-1
7	Binghamton Senators	76	31	38	6	1	69	.454	204	241	-37	1371	18-15-4-1	13-23-2-0	2-1

z-Clinched Conference | y-Clinched Division | x-Clinched Playoff Spot



# 2015-16 NHL CALL-UP LIST



**MARKUS GRANLUND**  
Drafted 2011 by Calgary Flames  
(Round 2, #45 Overall)



**JAKUB NAKLADAL**  
Undrafted



**PAT SIELOFF**  
Drafted 2012 by Calgary Flames  
(Round 2, #42 Overall)

#	Name	Pos	AHL Regular Season						AHL Playoffs					NHL Regular Season						NHL Playoffs				
			GP	G	A	P	PIM	+/-	GP	G	A	P	PIM	GP	G	A	P	PIM	+/-	GP	G	A	P	PIM
1	Markus Granlund*	C	12	5	4	9	10	4	--	--	--	--	--	31	4	3	7	8	-1	--	--	--	--	--
2	Jakub Nakladal	D	35	2	12	14	30	-3	--	--	--	--	--	27	2	3	5	6	-5	--	--	--	--	--
3	Derek Grant	C	36	27	18	45	36	7	--	--	--	--	--	15	0	1	1	2	-7	--	--	--	--	--
4	Karri Ramo	G	1	0	0	0	0	0	--	--	--	--	--	37	0	0	0	0	0	--	--	--	--	--
5	Ladislav Smid^	D	1	0	0	0	0	-1	--	--	--	--	--	22	0	0	0	6	-7	--	--	--	--	--
6	Joni Ortio	G	20	0	0	0	0	0	--	--	--	--	--	22	0	0	0	0	0	--	--	--	--	--
7	Tyler Wotherspoon	D	53	2	8	10	16	1	--	--	--	--	--	11	0	1	1	0	0	--	--	--	--	--
8	Garnet Hathaway	RW	44	8	13	21	39	-4	--	--	--	--	--	14	0	3	3	31	-1	--	--	--	--	--
9	Kenny Agostino	LW	65	23	34	57	18	-3	--	--	--	--	--	2	0	0	0	0	-2	--	--	--	--	--
10	Freddie Hamilton	C	62	18	25	43	24	-6	--	--	--	--	--	4	1	1	2	0	1	--	--	--	--	--
11	Hunter Shinkaruk*	LW	17	6	6	12	2	-6	--	--	--	--	--	7	2	1	3	2	-4	--	--	--	--	--
12	Emile Poirier	RW	60	12	17	29	51	-14	--	--	--	--	--	2	0	0	0	2	-1	--	--	--	--	--
13	Brett Kulak	D	59	3	14	17	36	-9	--	--	--	--	--	8	0	0	0	0	-2	--	--	--	--	--
14	Drew Shore	C	59	10	28	38	22	-17	--	--	--	--	--	2	0	1	1	2	0	--	--	--	--	--
15	Turner Elson	C	63	14	16	30	59	-12	--	--	--	--	--	1	0	1	1	0	1	--	--	--	--	--
16	Pat Sieloff	D	52	2	9	11	54	-16	--	--	--	--	--	1	1	0	1	2	1	--	--	--	--	--
17	Oliver Kylington	D	47	5	7	12	14	-15	--	--	--	--	--	1	0	0	0	0	0	--	--	--	--	--

\*-Only includes stats with the Heat & Flames and does not include Utica Comets or Vancouver Canucks Stats (Trade Occurred 2-22-16)

^~ Assigned on a conditioning stint

## NHL DEBUTS IN 2015-16

Name	Debut Date	Age (Y-D)	H/A	Score	W/L	Stats from Debut							
						G	A	P	PIM	+/-	SHFT	TOI	GWG
Jakub Nakladal	2/9/16 vs. TOR	28-041	H	4-3	W	0	0	0	0	0	2	1:45	--
Garnet Hathaway	2/29/16 @ PHI	24-098	A	3-5	L	0	0	0	0	1	18	12:51	--
Turner Elson	4/9/16 @ MIN	23-209	A	2-1	W	0	1	1	0	1	20	14:54	--
Pat Sieloff	4/9/16 @ MIN	21-330	A	2-1	W	1	0	1	2	1	25	17:59	1
Oliver Kylington	4/9/16 @ MIN	18-326	A	2-1	W	0	0	0	0	0	20	17:22	0



# 2015-16 NHL CALL-UP LIST (CONTINUED)

## October (4)

Markus Granlund (Oct. 14) - (Oct. 20)  
 Jakub Nakladal (Oct. 21) - (Oct. 29)  
 Derek Grant (Oct. 24) - (Nov. 16)  
 Karri Ramo (Oct. 29) - (Season)

## November (4)

Markus Granlund^ (Nov. 26) - (Feb. 22)  
 Ladislav Smid\* (Nov. 27) - (Season)

## December (0)

## January (0)

## February (4)

Jakub Nakladal (Feb. 3) - (Season)  
 Joni Ortio (Feb. 12) - (Season)  
 Tyler Wotherspoon (Feb. 19) - (Mar. 3)  
 Garnet Hathaway (Feb. 29) - (Mar. 28)

## March (8)

Tyler Wotherspoon (Mar. 7) - (Mar. 12)  
 Kenny Agostino (Mar. 11) - (Mar. 17)  
 Freddie Hamilton (Mar. 16) - (Mar. 28)  
 Tyler Wotherspoon (Mar. 20) - (Mar. 26)  
 Emile Poirier (Mar. 28) - (Apr. 3)  
 Hunter Shinkaruk (Mar. 28) - (Apr. 10)  
 Brett Kulak (Mar. 28) - (Apr. 1)  
 Derek Grant (Mar. 28) - (Season)

## April (4)

Drew Shore (Apr. 6) - (Apr. 10)  
 Pat Sieloff (Apr. 8) - (Apr. 10)  
 Turner Elson (Apr. 8) - (Apr. 10)  
 Oliver Kylington (Apr. 8) - (Apr. 10)

\*Conditioning Assignment ^Traded on Feb. 22

## GAMES & DAYS IN THE NHL AFTER CALL-UP

Player	# of Call-Ups	Days in NHL	NHL GP	AHL GP
Markus Granlund^	2	94	31	12
Jakub Nakladal	2	75	27	35
Derek Grant	2	36	15	36
Karri Ramo	1	136	34	1
Ladislav Smid*	1	107	18	1
Joni Ortio	1	57	18	20
Tyler Wotherspoon	3	24	11	53
Garnet Hathaway	1	28	14	44
Kenny Agostino	1	6	2	65
Freddie Hamilton	1	12	4	62
Emile Poirier	1	6	2	60
Hunter Shinkaruk^	1	13	7	17
Brett Kulak	1	4	8	59
Drew Shore	1	4	2	59
Pat Sieloff	1	3	1	52
Turner Elson	1	3	1	63
Oliver Kylington	1	3	1	47

\*Conditioning Assignment ^Only includes stats with Flames/Heat



# 2015-16 PTO/ATO CALL-UP LIST



**GARET HUNT**  
Undrafted



**GABRIEL VERPAELST**  
Undrafted



**MARK JANKOWSKI**  
Drafted 2012 by Calgary Flames  
(Round 1, #21 Overall)

## October (1)

Garet Hunt (Oct. 8) - (Oct. 18)

## November (3)

Eric Hartzell (G) (Nov. 7) - (Nov. 12)

Eric Hartzell (G) (Nov. 23) - (Nov. 24)

Pat Nagle (G) (Nov. 25) - (Nov. 28)

## December (0)

## January (0)

## February (3)

Mike Vernace (Feb. 19) - (Mar. 13)

Gabriel Verpaelst (Feb. 19) - (Mar. 26)

Eric Baier (Feb. 29) - (Mar. 5)

## March (1)

Mark Owuya (G) (Mar. 17) - (Mar. 27)

Josh Robinson (G) (Mar. 29) - (Apr. 7)

Mark Jankowski (ATO) (Mar. 30) - (Season)

## April (1)

Patrick Killeen (G) (Apr. 7) - (Season)

## GAMES & DAYS IN THE AHL AFTER CALL-UP

Player	# of Call-Ups to STK	Days with STK	GP with STK
Garet Hunt	1	10	0
Eric Hartzell	2	6	1
Pat Nagle	1	3	0
Mike Vernace	1	23	5
Gabriel Verpaelst	1	36	8
Eric Baier	1	5	1
Mark Owuya	1	10	0
Josh Robinson	1	9	0
Mark Jankowski (ATO)	1	18	8
Patrick Killeen	1	10	0





# 2015-16 CONDITIONING ASSIGNMENT LIST



- October (0)** \_\_\_\_\_
- November (1)** \_\_\_\_\_
- Ladislav Smid (Nov. 25) - (Nov. 27)
- December (0)** \_\_\_\_\_
- January (0)** \_\_\_\_\_
- February (0)** \_\_\_\_\_
- March (0)** \_\_\_\_\_
- April (0)** \_\_\_\_\_

**LADISLAV SMID**  
 Drafted 2004 by Anaheim Ducks  
 (Round 1, #9 Overall)

#	Name	Pos	AHL Regular Season							AHL Playoffs					NHL Regular Season					NHL Playoffs				
			GP	G	A	P	PIM	+/-	GP	G	A	P	PIM	GP	G	A	P	PIM	+/-	GP	G	A	P	PIM
1	Ladislav Smid	D	1	1	0	0	0	-1	--	--	--	--	--	22	0	0	0	6	-7	--	--	--	--	--



# 2015-16 HIGHS & LOWS

## (MOST RECENT LISTED)

### LONGEST STREAKS

WINNING: 5 GAMES  
 Jan. 17 - Jan. 30  
 HOME WINNING: 10 GAMES  
 Jan. 2 - Feb. 20  
 ROAD WINNING: 2 GAMES (2x)  
 Mar. 26 - Apr. 3  
 LOSING: 4 GAMES  
 Dec. 20 - Dec. 29  
 HOME LOSING: 3 GAMES  
 Oct. 15 - Nov. 7  
 ROAD LOSING: 6 GAMES  
 Feb. 5 - Mar. 4  
 WINLESS (OT & SOL INCLUDED): 6 GAMES  
 Oct. 24 - Nov. 13  
 HOME WINLESS (OT & SOL INCLUDED): 3 GAMES  
 Oct. 15 - Nov. 7  
 ROAD WINLESS (OT & SOL INCLUDED): 6 GAMES  
 Oct. 24 - Nov. 13

### MOST GOALS

FOR, ONE GAME: 7 GOALS (3X)  
 Jan. 17 (STK 7 at IA 4)  
 FOR, ONE HOME GAME: 7 GOALS (2X)  
 Jan. 2 (STK 7 vs. TEX 6) SO  
 FOR, ONE ROAD GAME: 7 GOALS  
 Jan. 17 (STK 7 at IA 4)  
 AGAINST, ONE GAME: 7 GOALS  
 Mar. 1 (STK 1 at SJ 7)  
 AGAINST, ONE HOME GAME: 6 GOALS (2X)  
 Jan. 2 (STK 7 vs. TEX 6) SO  
 AGAINST, ONE ROAD GAME: 7 GOALS (2X)  
 Mar. 1 (STK 1 at SJ 7)  
 TOTAL GOALS, ONE GAME: 13 GOALS  
 Jan. 2 (STK 7 vs. TEX 6) SO  
 FOR, ONE PERIOD: 4 GOALS  
 Oct. 10 (STK 7 vs. RFD 0) (1st P)  
 AGAINST, ONE PERIOD: 5 GOALS (2X)  
 Apr. 12 (STK 3 at BAK 6) (3rd P)

### LARGEST

WINNING MARGIN: 7 GOALS  
 Oct. 10 (STK 7 vs. RFD 0)  
 LOSING MARGIN: 6 GOALS (2X)  
 Apr. 17 (STK 0 at SJ 6)

### MOST SHOTS, GAME

FOR: 55 SHOTS  
 Feb. 14 (STK 5 vs. SA 1)  
 FOR, ONE HOME GAME: 55 SHOTS  
 Feb. 14 (STK 5 vs. SA 1)  
 FOR, ONE ROAD GAME: 43 SHOTS  
 Dec. 4 (STK 3 at SJ 5)  
 AGAINST: 50 SHOTS  
 Feb. 24 (STK 4 vs. SD 3) SO  
 AGAINST, ONE HOME GAME: 50 SHOTS  
 Feb. 24 (STK 4 vs. SD 3) SO  
 AGAINST, ONE ROAD GAME: 48 SHOTS  
 Feb. 9 (STK 3 at BAK 7)

### MOST SHOTS, PERIOD

FOR: 23 SHOTS  
 Apr. 6 (STK 1 vs. ONT 4)(3rd P)  
 FOR, ONE HOME GAME: 23 SHOTS  
 Apr. 6 (STK 1 vs. ONT 4)(3rd P)  
 FOR, ONE ROAD GAME: 21 SHOTS  
 Dec. 4 (STK 3 at SJ 5) (3rd P)  
 AGAINST: 18 SHOTS (4X)  
 Feb. 20 (STK 6 vs. SJ 5) OT (3rd P)  
 AGAINST, ONE HOME GAME: 18 SHOTS (2X)  
 Feb. 20 (STK 6 vs. SJ 5) OT (3rd P)  
 AGAINST, ONE ROAD GAME: 18 SHOTS (2X)  
 Feb. 9 (STK 3 at BAK 7) (1st P)

### FEWEST SHOTS, GAME

FOR: 18 SHOTS  
 Feb 5 (STK 2 at SD 4)  
 FOR, ONE HOME GAME: 19 SHOTS  
 Feb. 13 (STK 3 vs. ONT 0)  
 FOR, ONE ROAD GAME: 18 SHOTS  
 Feb 5 (STK 2 at SD 4)  
 AGAINST: 18 SHOTS  
 Dec. 4 (STK 3 at SJ 5)  
 AGAINST, ONE HOME GAME: 19 SHOTS  
 Oct. 10 (STK 7 vs. RFD 0)  
 AGAINST, ONE ROAD GAME: 18 SHOTS  
 Dec. 4 (STK 3 at SJ 5)

### FEWEST SHOTS, PERIOD

FOR: 4 SHOTS (7X)  
 Mar. 9 (STK 1 vs. SJ 4)(2nd P)  
 FOR, ONE HOME GAME: 4 SHOTS  
 Mar. 9 (STK 1 vs. SJ 4)(2nd P)  
 FOR, ONE ROAD GAME: 4 SHOTS  
 Jan. 16 (STK 0 at RFD 3) (2nd P)  
 AGAINST: 3 SHOTS  
 Apr. 6 (STK 1 vs. ONT 4) (3rd P)  
 AGAINST, ONE HOME GAME: 3 SHOTS  
 Apr. 6 (STK 1 vs. ONT 4) (3rd P)  
 AGAINST, ONE ROAD GAME: 3 SHOTS  
 Dec. 4 (STK 3 at SJ 5) (3rd P)

### MOST POWER PLAY GOALS

FOR, ONE GAME: 3 GOALS (2X)  
 Mar. 18 (STK 5 vs. IA 1)  
 AGAINST, ONE GAME: 4 GOALS  
 Mar. 1 (STK 1 at SJ 7)  
 TOTAL, ONE GAME: 5 GOALS (2X)  
 Mar. 1 (STK 1 at SJ 7) (1 PPGF, 4 PPGA)

### MOST POWER PLAY CHANCES

FOR, ONE GAME: 8 CHANCES  
 Feb. 28 (STK 3 vs. SA 2)  
 AGAINST, ONE GAME: 9 CHANCES  
 Nov. 14 (STK 5 at TEX 3)  
 TOTAL, ONE GAME: 13 CHANCES (2X)  
 Feb. 28 (STK 3 vs. SA 2) (8PPF, 5PPA)

### MOST SHORT HANDED GOALS

FOR, ONE GAME: 2 GOALS  
 Nov. 14 (STK 5 at TEX 3)  
 Turner Elson  
 AGAINST, ONE GAME: 2 GOALS  
 Jan 8 (STK 1 at ONT 6)  
 Andrew Crescenzi, Sean Backman  
 TOTAL, ONE GAME: 2 GOALS (4X)  
 Apr. 9 (STK 2 vs. SD 6)  
 Joseph Cramarossa (SD), Garnet Hathaway

### MOST PENALTY MINUTES

FOR, ONE GAME: 59 MINUTES  
 Mar. 19 (STK 6 at BAK 5) (OT)  
 AGAINST, ONE GAME: 59 MINUTES  
 Mar. 18 (STK 5 vs. IA 1)  
 TOTAL, ONE GAME: 94 MINUTES  
 Mar 19 (STK 6 at BAK 5) (OT)  
 59 PIMS FOR, 35 PIMS AGAINST

### FEWEST PENALTY MINUTES

FOR, ONE GAME: 2 MINUTES  
 Nov. 21 (STK 4 vs. SJ 3) (SO)  
 AGAINST, ONE GAME: 2 MINUTES  
 Feb. 14 (STK 5 vs. SA 1)  
 TOTAL, ONE GAME: 8 MINUTES  
 Feb. 14 (STK 5 vs. SA 1)  
 6 PIMS FOR, 2 PIMS AGAINST



# 2015-16 HIGHS & LOWS-INDIVIDUAL (MOST RECENT LISTED)

## STREAKS

SCORING GOALS: 6 GAMES

Derek Grant, Jan. 27 - Mar. 19 (9 goals)

SCORING ASSISTS: 4 GAMES

Brett Kulak, Apr. 3 - Apr. 10 (5 assists)

SCORING POINTS: 7 GAMES (2X)

Derek Grant, Jan. 23 - Mar. 19  
(9 goals, 6 assists, 15 points)

## MOST

GAMES PLAYED: 65 GAMES

Kenny Agostino

GOALS: 27 GOALS

Derek Grant

GOALS, ONE GAME: 2 GOALS (22X)

Kenny Agostino - Apr. 16  
(STK 5 vs. SJ 4)

ASSISTS: 34 ASSISTS

Kenny Agostino

ASSISTS, ONE GAME: 3 ASSISTS (4X)

Kenny Agostino - Oct. 10

(STK 7 vs. RFD 0)

Jakub Nakladal - Jan. 2

(STK 7 vs. TEX 6 SO)

Derek Grant - Jan. 17

(STK 7 at IA 4)

Garnet Hathaway - Feb. 14

(STK 5 vs. SA 1)

POINTS: 57 POINTS

Kenny Agostino (23 goals, 34 Assists)

POINTS, ONE GAME: 4 POINTS (4X)

Derek Grant (1-3) - Jan 17

(STK 7 at IA 4)

Derek Grant (2-2) - Jan. 30

(STK 4 vs. BAK 2)

Kenny Agostino (2-2) - Feb. 14

(STK 5 vs. SA 1)

Kenny Agostino (2-2) - Apr. 16

(STK 5 vs. SJ 4)

## MOST CONTINUED

PENALTY MINUTES: 104 MINUTES

Dustin Stevenson

PENALTY MINUTES, ONE GAME: 22 MINUTES (2X)

Ryan Lomberg - Dec. 27

(STK 1 at SJ 5)

Hunter Smith - Jan. 16

(STK 0 at RFD 3)

POWER PLAY GOALS: 10 GOALS

Derek Grant

GAME WINNING GOALS: 5 GOALS

Derek Grant

GAME WINNING SHOOT-OUT GOALS: 1 (4X)

Kenny Agostino - Feb. 24

(STK 4 vs. SD 3)

OVERTIME GOALS: 1 GOAL (7X)

Freddie Hamilton - Apr. 10

(STK 5 vs. SD 4) (OT)

SHORT-HANDED GOALS: 3 GOALS (2X)

Turner Elson

Garnet Hathaway

SHOTS: 194 SHOTS

Freddie Hamilton

SHOTS, ONE GAME: 13 SHOTS

Derek Grant - Jan. 2

(STK 6 vs. TEX 5) (SO)

## FASTEST OPENING GOAL

FOR: 0:21

Freddie Hamilton - Feb. 24

(STK 4 vs. SD 3)(SO)

AGAINST: 0:54

Justin Auger - Nov. 25

(STK 1 at ONT 2)

## FASTEST OPENING GOAL OTHER THAN

### 1ST PERIOD

FOR: 0:12 - Overtime

Kenny Agostino - Apr. 3

(STK 2 at SD 1) (OT)

AGAINST: 0:14 - 3rd Period

Chris Mueller - Mar. 5

(STK 5 at SD 4) (OT)



# 2015-16 HIGHS & LOWS

## STOCKTON MONTH-BY-MONTH RECORD

Month	GP	W	L	OT	SOL	GF	GA	Diff	Home	Away	Pts
Oct.	6	2	3	0	1	14	15	-1	1-1-0-0	1-2-0-1	5
Nov.	9	4	4	0	1	27	27	0	2-3-0-0	2-1-0-1	9
Dec.	11	4	7	0	0	30	37	-7	2-2-0-0	2-5-0-0	8
Jan.	11	8	2	1	0	38	32	6	7-0-0-0	1-2-1-0	17
Feb.	10	5	5	0	0	31	36	-5	5-1-0-0	0-4-0-0	10
Mar.	13	5	7	1	0	33	44	-11	2-2-1-0	3-5-0-0	11
Apr.	8	4	4	0	0	21	33	-12	3-2-0-0	1-2-0-0	8
<b>TOTALS</b>	<b>68</b>	<b>32</b>	<b>32</b>	<b>2</b>	<b>2</b>	<b>194</b>	<b>224</b>	<b>-30</b>	<b>22-11-1-0</b>	<b>10-21-1-2</b>	<b>68</b>

## STOCKTON TEAM-BY-TEAM RECORD

Opp	HOME								AWAY							
	GP	W	L	OT/SOL	GF	GA	Pts	GP	W	L	OT/SOL	GF	GA	Pts		
Albany	0	0	0	0	0	0	0	0	0	0	0	0	0	0		
Bakersfield	6	3	3	0	18	16	6	6	2	4	0	21	29	4		
Binghamton	0	0	0	0	0	0	0	0	0	0	0	0	0	0		
Bridgeport	0	0	0	0	0	0	0	0	0	0	0	0	0	0		
Charlotte	0	0	0	0	0	0	0	0	0	0	0	0	0	0		
Chicago	0	0	0	0	0	0	0	0	0	0	0	0	0	0		
Grand Rapids	0	0	0	0	0	0	0	0	0	0	0	0	0	0		
Hartford	0	0	0	0	0	0	0	0	0	0	0	0	0	0		
Hershey	0	0	0	0	0	0	0	0	0	0	0	0	0	0		
Iowa	1	1	0	0	5	1	2	1	1	0	0	7	4	2		
Lake Erie	0	0	0	0	0	0	0	0	0	0	0	0	0	0		
Lehigh Valley	0	0	0	0	0	0	0	0	0	0	0	0	0	0		
Manitoba	2	2	0	0	5	3	4	2	0	2	0	2	6	0		
Milwaukee	0	0	0	0	0	0	0	0	0	0	0	0	0	0		
Ontario	6	3	3	0	10	13	6	6	2	4	0	13	21	4		
Portland	0	0	0	0	0	0	0	0	0	0	0	0	0	0		
Providence	0	0	0	0	0	0	0	0	0	0	0	0	0	0		
Rochester	0	0	0	0	0	0	0	0	0	0	0	0	0	0		
Rockford	1	1	0	0	7	0	2	1	0	1	0	0	3	0		
San Antonio	3	3	0	0	14	5	6	3	1	1	1	8	12	3		
San Diego	6	4	2	0	21	19	8	6	2	3	1	14	18	5		
San Jose	6	3	3	0	18	24	6	6	0	5	1	12	32	1		
Springfield	0	0	0	0	0	0	0	0	0	0	0	0	0	0		
St. John's	0	0	0	0	0	0	0	0	0	0	0	0	0	0		
Syracuse	0	0	0	0	0	0	0	0	0	0	0	0	0	0		
Texas	3	2	0	1	11	10	5	3	2	1	0	8	8	4		
Toronto	0	0	0	0	0	0	0	0	0	0	0	0	0	0		
Utica	0	0	0	0	0	0	0	0	0	0	0	0	0	0		
WB-Scranton	0	0	0	0	0	0	0	0	0	0	0	0	0	0		



# 2015-16 SCORING SUMMARY

Rank	Player	Pos	GP	G	A	P	+/-	PIM	PP	SH	GW	OT	S	S%
1	Kenny Agostino	LW	65	23	34	57	-3	18	8	0	3	1	177	13.0
2	X-Derek Grant	C	36	27	18	45	7	36	10	2	5	1	165	16.4
3	Freddie Hamilton	RW	62	18	25	43	-6	24	7	0	3	1	194	9.3
4	Drew Shore	C	59	10	28	38	-17	22	2	1	2	0	156	6.4
5	Turner Elson	C	63	14	16	30	-12	59	2	3	1	0	159	8.8
6	Emile Poirier	RW	60	12	17	29	-14	51	1	0	3	1	140	8.6
7	Bill Arnold	C	52	9	13	22	-12	20	3	0	0	0	84	10.7
8	Garnet Hathaway	RW	44	8	13	21	-4	39	1	3	0	0	87	9.2
9	Aaron Johnson	D	28	3	15	18	1	20	2	0	1	1	52	5.8
10	Brett Kulak	D	59	3	14	17	-9	36	1	0	0	0	107	2.8
11	Bryce Van Brabant	LW	62	7	9	16	-21	51	1	1	0	0	113	6.2
12	Mason Raymond	LW	15	6	9	15	-2	2	2	0	3	1	46	13.0
13	X-Jakub Nakladal	D	35	2	12	14	-3	30	1	0	1	0	80	2.5
14	*Austin Carroll	RW	53	6	7	13	-17	74	0	0	1	0	65	9.2
15	*Kenney Morrison	D	44	3	10	13	-5	30	1	0	0	0	74	4.1
16	Hunter Shinkaruk	LW	17	6	6	12	-6	2	1	0	2	1	38	15.8
17	*Oliver Kylington	D	47	5	7	12	-15	14	2	0	0	0	66	7.6
18	Pat Sieloff	D	52	2	9	11	-16	54	0	0	0	0	44	4.5
19	Blair Riley	RW	45	5	5	10	-9	74	0	0	1	0	57	8.8
20	Tyler Wotherspoon	D	53	2	8	10	1	16	0	0	1	0	55	3.6
21	X-Markus Granlund	C	12	5	4	9	4	10	3	0	0	0	43	11.6
22	*Morgan Klimchuk	LW	55	3	6	9	0	10	1	0	0	0	88	3.4
23	Dustin Stevenson	D	45	2	6	8	-3	104	0	0	0	0	82	2.4
24	*Hunter Smith	RW	54	2	6	8	2	90	0	0	1	0	51	3.9
25	X-Mitchell Heard	C	22	3	4	7	0	71	0	0	0	0	24	12.5
26	*Mark Jankowski	C	8	2	4	6	-2	0	2	0	0	0	11	18.2
27	*X-Ryan Lomberg	LW	15	0	3	3	-6	42	0	0	0	0	26	0.0
28	Ryan Culkin	D	27	1	1	2	-4	10	0	0	0	0	24	4.2
29	*Brett Pollock	LW	3	1	0	1	1	2	0	0	0	0	2	50.0
30	X-Eric Baier	D	1	0	0	0	-1	0	0	0	0	0	1	0.0
31	X-Yann Sauve	D	4	0	0	0	-3	2	0	0	0	0	7	0.0
32	X-Ladislav Smid	D	1	0	0	0	-1	0	0	0	0	0	0	0.0
33	*Keegan Kanzig	D	3	0	0	0	0	2	0	0	0	0	5	0.0
34	X-Mike Vernace	D	5	0	0	0	-2	2	0	0	0	0	3	0.0
35	*X-Gabriel Verpaelt	D	8	0	0	0	-2	7	0	0	0	0	9	0.0



# 2015-16 SKATERS BY NUMBER

#	Player	Pos	GP	G	A	P	+/-	PIM	PP	SH	GW	OT	S	S%
2	Brett Kulak	D	59	3	14	17	-9	36	1	0	0	0	107	2.8
3	Ryan Culkin	D	27	1	1	2	-4	10	0	0	0	0	24	4.2
4	*Oliver Kylington	D	47	5	7	12	-15	14	2	0	0	0	66	7.6
5	Tyler Wotherspoon	D	53	2	8	10	1	16	0	0	1	0	55	3.6
6	Dustin Stevenson	D	45	2	6	8	-3	104	0	0	0	0	82	2.4
7	*Kenney Morrison	D	44	3	10	13	-5	30	1	0	0	0	74	4.1
8	*Keegan Kanzig	D	3	0	0	0	0	2	0	0	0	0	5	0.0
9	Garnet Hathaway	RW	44	8	13	21	-4	39	1	3	0	0	87	9.2
10	Pat Sieloff	D	52	2	9	11	-16	54	0	0	0	0	44	4.5
11	Freddie Hamilton	RW	62	18	25	43	-6	24	7	0	3	1	194	9.3
12	Mason Raymond	LW	15	6	9	15	-2	2	2	0	3	1	46	13.0
13	Turner Elson	C	63	14	16	30	-12	59	2	3	1	0	159	8.8
14	*Brett Pollock	LW	3	1	0	1	1	2	0	0	0	0	2	50.0
14	*X-Gabriel Verpaelst	D	8	0	0	0	-2	7	0	0	0	0	9	0.0
15	Kenny Agostino	LW	65	23	34	57	-3	18	8	0	3	1	177	13.0
16	Hunter Shinkaruk	LW	17	6	6	12	-6	2	1	0	2	1	38	15.8
17	*Mark Jankowski	C	8	2	4	6	-2	0	2	0	0	0	11	18.2
17	X-Eric Baier	D	1	0	0	0	-1	0	0	0	0	0	1	0.0
18	*Morgan Klimchuk	LW	55	3	6	9	0	10	1	0	0	0	88	3.4
20	*Austin Carroll	RW	53	6	7	13	-17	74	0	0	1	0	65	9.2
21	Emile Poirier	RW	60	12	17	29	-14	51	1	0	3	1	140	8.6
22	X-Mitchell Heard	C	22	3	4	7	0	71	0	0	0	0	24	12.5
23	Drew Shore	C	59	10	28	38	-17	22	2	1	2	0	156	6.4
25	Blair Riley	RW	45	5	5	10	-9	74	0	0	1	0	57	8.8
26	X-Markus Granlund	C	12	5	4	9	4	10	3	0	0	0	43	11.6
27	X-Derek Grant	C	36	27	18	45	7	36	10	2	5	1	165	16.4
29	X-Mike Vernace	D	5	0	0	0	-2	2	0	0	0	0	3	0.0
32	*X-Ryan Lomberg	LW	15	0	3	3	-6	42	0	0	0	0	26	0.0
33	X-Jakub Nakladal	D	35	2	12	14	-3	30	1	0	1	0	80	2.5
34	*Hunter Smith	RW	54	2	6	8	2	90	0	0	1	0	51	3.9
43	X-Ladislav Smid	D	1	0	0	0	-1	0	0	0	0	0	0	0.0
45	Aaron Johnson	D	28	3	15	18	1	20	2	0	1	1	52	5.8
46	Bill Arnold	C	52	9	13	22	-12	20	3	0	0	0	84	10.7
47	X-Yann Sauve	D	4	0	0	0	-3	2	0	0	0	0	7	0.0
48	Bryce Van Brabant	LW	62	7	9	16	-21	51	1	1	0	0	113	6.2




# 2015-16 GOALIE SUMMARY



**JON GILLIES**

Drafted 2012 by the Calgary Flames  
(Round 3, #75 Overall)



**KEVIN POULIN**

Drafted 2008 by the NY Islanders  
(Round 5, #126 Overall)



**JONI ORTIO**

Drafted 2009 by the Calgary Flames  
(Round 6, #171 Overall)

Rank	Player	GP	MINS	W	L	OT	SO	EN	GA	GAA	SA	SVS	SV%	PIMS	Assists
1	X-Eric Hartzell	1	37:54	0	0	0	0	0	0	0.00	17	17	1.000	0	0
2	X-Karri Ramo	1	20:00	0	0	0	0	0	0	0.00	6	6	1.000	0	0
3	*Jon Gillies	7	363:01	2	3	1	2	0	14	2.31	176	162	0.920	0	0
4	Kevin Poulin	29	1701:10	14	11	3	2	2	81	2.86	893	812	0.909	0	2
5	X-Joni Ortio	20	1055:03	9	9	0	0	3	59	3.36	550	491	0.893	2	0
6	*Nick Schneider	9	535:43	4	5	0	0	2	35	3.92	283	248	0.876	0	0
7	Kent Simpson	11	381:17	3	4	0	0	0	26	4.09	187	161	0.861	0	0
8	Empty Net		29:32						7		7				

## FOR (4)


Player	Date	Vs.	Result	Saves
Jon Gillies	Oct. 10	vs. RFD	7-0	19
Jon Gillies	Oct. 21	at TEX	1-0	36
Kevin Poulin	Nov. 18	vs. SD	4-0	21
Kevin Poulin	Feb. 13	vs. ONT	3-0	36

## AGAINST (4)

Player	Date	Vs.	Result	Saves
Peter Budaj	Nov. 7	vs. ONT	0-4	38
Michael Leighton	Jan. 16	at RFD	0-3	23
Connor Hellebuyck	Mar. 21	at MB	0-3	23
Aaron Dell	Apr. 17	at SJ	0-6	41



# 2015-16 TOP GOAL SCORERS



**DEREK GRANT**  
1st on Stockton with 27 goals



**KENNY AGOSTINO**  
2nd on Stockton with 23 goals



**FREDDIE HAMILTON**  
3rd on Stockton with 18 goals

## INDIVIDUAL GOAL SCORING BREAKDOWN

Player	TOT	1	2	3	OT	SO	RD	HM	W	L	OTL/SOL
X-Derek Grant	27	7	8	11	1	2	7	14	13	5	1
Kenny Agostino	23	8	8	6	1	2	7	12	14	4	1
Freddie Hamilton	18	3	6	8	1	1	4	13	12	5	0
Turner Elson	14	5	2	7	0	1	8	5	9	4	0
Emile Poirier	12	3	2	6	1	0	7	3	7	3	0
Drew Shore	10	4	3	3	0	1	5	6	7	3	1
Bill Arnold	9	4	3	2	0	0	3	5	4	2	2
Garnet Hathaway	8	4	3	1	0	0	2	5	4	2	1
Bryce Van Brabant	7	0	1	6	0	0	4	2	2	3	1
Mason Raymond	6	1	1	3	1	0	1	4	3	1	1
Hunter Shinkaruk	6	1	2	2	1	0	4	1	4	1	0
*Austin Carroll	6	3	0	3	0	0	4	2	4	2	0
X-Markus Granlund	5	2	1	2	0	1	1	3	2	1	1
Blair Riley	5	1	1	3	0	0	3	2	5	0	0
*Oliver Kylington	5	1	2	2	0	0	1	4	2	3	0
X-Mitchell Heard	3	1	0	2	0	0	1	2	1	2	0
Aaron Johnson	3	0	0	2	1	0	1	2	2	1	0
*Kenney Morrison	3	2	0	1	0	0	2	1	3	0	0
*Morgan Klimchuk	3	2	1	0	0	0	2	1	1	1	1
Brett Kulak	3	1	0	2	0	0	3	0	2	1	0
*Mark Jankowski	2	0	1	1	0	0	1	1	1	1	0
X-Jakub Nakladal	2	0	2	0	0	0	2	0	1	1	0
Dustin Stevenson	2	0	1	1	0	0	2	0	1	1	0
Pat Sieloff	2	1	1	0	0	0	2	0	1	1	0
Tyler Wotherspoon	2	0	1	1	0	0	1	1	2	0	0
*Hunter Smith	2	1	0	1	0	0	0	2	1	1	0
*Brett Pollock	1	0	0	1	0	0	0	1	1	0	0
Ryan Culkin	1	1	0	0	0	0	0	1	1	0	0





# 2015-16 POWER-PLAY GOALS

## POWER-PLAY GOALS FOR

Player	BAK	IA	MB	ONT	RFD	SA	SD	SJ	TEX	TOT
Agostino	2	1	1	0	0	1	2	1	0	8
Arnold	0	0	0	2	1	0	0	0	0	3
Elson	1	0	0	0	0	0	0	0	1	2
X-Granlund	1	0	0	0	1	1	0	0	0	3
X-Grant	3	2	0	2	0	0	2	1	0	10
Hamilton	0	0	0	0	1	3	0	1	2	7
Hathaway	1	0	0	0	0	0	0	0	0	1
*Jankowski	1	0	0	0	0	0	1	0	0	2
Johnson	0	0	0	0	0	1	0	1	0	2
*Klimchuk	0	0	0	0	0	0	0	1	0	1
Kulak	0	1	0	0	0	0	0	0	0	1
*Kylington	1	0	0	0	0	0	1	0	0	2
*Morrison	0	0	0	0	0	0	0	1	0	1
Nakladal	1	0	0	0	0	0	0	0	0	1
Poirier	0	0	0	0	0	0	1	0	0	1
Raymond	0	0	0	0	0	0	0	0	2	2
Shinkaruk	0	0	0	0	0	0	0	1	0	1
Shore	0	1	0	1	0	0	0	0	0	2
Van Brabant	0	0	0	1	0	0	0	0	0	1
TOTALS	11	5	1	6	3	6	7	7	5	51

## POWER-PLAY RECORD

	Advantages	Power-Play Goals	Percentage	AHL Rank
OVERALL	305	51	16.7	T-15th
HOME	155	31	20.0	8th
ROAD	150	20	13.3	T-20th

## POWER-PLAY GOALS AGAINST

BAK	IA	MB	ONT	RFD	SA	SD	SJ	TEX	TOT
12	3	3	8	0	2	10	10	4	52



# 2015-16 SHORTHANDED & EMPTY NET GOALS

## PENALTY KILL RECORD

	Disadvantages	PPG Against	Kill Percentage	AHL Rank
OVERALL	263	52	80.2	26th
HOME	121	21	82.6	T-25th
ROAD	142	31	78.2	23rd

## SHORTHANDED GOALS

FOR (10)

Player	Date	Vs.	Result
Bryce Van Brabant	10/30/15	@ SD	2-3 SOL
Garnet Hathaway	11/13/15	@ SA	4-5 SOL
Turner Elson	11/14/15	@ TEX	5-3 W
Turner Elson	11/14/15	@ TEX	5-3 W
Derek Grant	12/5/15	vs. SD	4-2 W
Garnet Hathaway	1/23/16	vs. MB	3-2 OTW
Derek Grant	1/30/16	vs. BAK	4-2 W
Drew Shore	2/17/16	@ ONT	1-6 L
Turner Elson	4/1/16	vs. ONT	3-2 W
Garnet Hathaway	4/9/16	vs. SD	2-6 L

AGAINST (14)

Player	Date	Vs.	Result
Marc-Andre Cliche	10/24/15	@ SA	1-5 L
Max Friberg	10/31/15	@ SD	2-3 L
Michael Haley	12/20/15	@ SJ	4-5 L
Matthew Ford	12/26/15	@ BAK	3-5 L
Andrew Crescenzi	1/8/16	@ ONT	1-6 L
Sean Backman	1/8/16	@ ONT	1-6 L
Reid Petryk	1/13/16	vs. SA	6-2 W
John McCarthy	2/21/16	vs. SJ	1-4 L
Stefan Noesen	2/24/16	vs. SD	4-3 W
Jeremy Langlois	3/1/16	@ SJ	1-7 L
Matt Bailey	3/30/16	vs. SD	2-4 L
Justin Auger	4/1/16	vs. ONT	3-2 W
Joseph Cramarossa	4/9/16	vs. SD	2-6 L
Phillip McRae	4/12/16	at BAK	3-6 L

## EMPTY NET GOALS

FOR (9)

Player	Date	Vs.	Result
Turner Elson (SH)	11/14/15	@ TEX	5-3 W
Blair Riley	11/18/15	vs. SD	4-0 W
Derek Grant (SH)	12/5/15	vs. SD	4-2 W
Brett Kulak	12/31/15	@ ONT	4-1 W
Derek Grant	1/3/16	vs. BAK	3-1 W
Turner Elson	1/17/16	@ IA	7-4 W
Blair Riley	2/13/16	vs. ONT	3-0 W
Turner Elson	2/14/16	vs. SA	5-1 W
Derek Grant	3/26/16	@ ONT	4-2 W

AGAINST (7)

Player	Date	Vs.	Result
Jeremy Langlois	12/4/15	@ SJ	3-5 L
Brett Ritchie	12/12/15	@ TEX	2-5 L
Kyle Platzer	12/26/15	@ BAK	3-5 L
Ville Pokka	1/16/16	@ RFD	0-3 L
Trevor Parkes	2/21/16	vs. SJ	1-4 L
Nick Ritchie	3/30/16	vs. SD	2-4 L
Anton Slepyshev	4/12/16	at BAK	3-6 L



# 2015-16 HAT TRICKS & PENALTY SHOTS

## HAT TRICKS

FOR (0)

Player	Date	Vs.	Result	Goalie	Goals
None					

AGAINST (2)

Player	Date	Vs.	Result	Goalie	Goals
Jordan Samuels-Thomas	11/7/15	vs. ONT	0-4 L	Kent Simpson	3
Brett Ritchie	12/12/15	at TEX	2-5 L	Joni Ortio	3

## PENALTY SHOTS

FOR (1)

Shooter	Goalie	Date	Vs.	Goal ?	Result	GWG	Rule
Derek Grant	Peter Budaj	12/31/15	at ONT	No	4-1 W	No	68.3, 74.4

AGAINST (1)

Shooter	Goalie	Date	Vs.	Goal?	Result	GWG	Rule
Michael Mersch	Kent Simpson	11/7/15	vs. ONT	No	0-4 L	No	67.4



# 2015-16 MULTI-GOAL, ASSIST & POINT EFFORTS

Player	GOALS				ASSISTS				POINTS				
	2	3	4	TOT	2	3	4	TOT	2	3	4	5+	TOT
Kenny Agostino	5	0	0	5	9	1	0	10	13	2	2	0	17
Bill Arnold	1	0	0	1	1	0	0	1	1	1	0	0	2
X-Eric Baier	0	0	0	0	0	0	0	0	0	0	0	0	0
*Austin Carroll	0	0	0	0	0	0	0	0	1	0	0	0	1
Ryan Culkin	0	0	0	0	0	0	0	0	0	0	0	0	0
Turner Elson	1	0	0	1	4	0	0	4	7	0	0	0	7
*Jon Gillies	--	--	--	--	--	--	--	--	--	--	--	--	--
X-Markus Granlund	1	0	0	1	1	0	0	1	3	0	0	0	3
X-Derek Grant	8	0	0	8	5	1	0	6	12	1	2	0	15
Freddie Hamilton	2	0	0	2	5	0	0	5	5	4	0	0	9
X-Eric Hartzell	--	--	--	--	--	--	--	--	--	--	--	--	--
Garnet Hathaway	1	0	0	1	1	1	0	2	1	2	0	0	3
X-Mitchell Heard	0	0	0	0	0	0	0	0	0	0	0	0	0
*Mark Jankowski	0	0	0	0	1	0	0	1	1	0	0	0	1
Aaron Johnson	0	0	0	0	4	0	0	4	5	0	0	0	5
*Keegan Kanzig	0	0	0	0	0	0	0	0	0	0	0	0	0
*Morgan Klimchuk	0	0	0	0	0	0	0	0	1	0	0	0	1
Brett Kulak	0	0	0	0	2	0	0	2	2	0	0	0	2
*Oliver Kylington	0	0	0	0	1	0	0	1	2	0	0	0	2
*Ryan Lomberg	0	0	0	0	0	0	0	0	0	0	0	0	0
*Kenney Morrison	0	0	0	0	0	0	0	0	1	0	0	0	1
X-Jakub Nakladal	0	0	0	0	1	1	0	2	2	1	0	0	3
Colton Orr	0	0	0	0	0	0	0	0	0	0	0	0	0
X-Joni Ortio	--	--	--	--	--	--	--	--	--	--	--	--	--
Emile Poirier	2	0	0	2	5	0	0	5	6	1	0	0	7
*Brett Pollock	0	0	0	0	0	0	0	0	0	0	0	0	0
Kevin Poulin	--	--	--	--	--	--	--	--	--	--	--	--	--
X-Karri Ramo	--	--	--	--	--	--	--	--	--	--	--	--	--
Mason Raymond	1	0	0	1	0	0	0	0	4	0	0	0	4
Blair Riley	0	0	0	0	0	0	0	0	0	0	0	0	0
X-Yann Sauve	0	0	0	0	0	0	0	0	0	0	0	0	0
*Nick Schneider	--	--	--	--	--	--	--	--	--	--	--	--	--
Hunter Shinkaruk	1	0	0	1	0	0	0	0	2	1	0	0	3
Drew Shore	0	0	0	0	5	0	0	5	6	0	0	0	6
Pat Sieloff	0	0	0	0	1	0	0	1	1	0	0	0	1
Kent Simpson	--	--	--	--	--	--	--	--	--	--	--	--	--
X-Ladislav Smid	0	0	0	0	0	0	0	0	0	0	0	0	0
*Hunter Smith	0	0	0	0	0	0	0	0	1	0	0	0	1
Dustin Stevenson	0	0	0	0	2	0	0	2	2	0	0	0	2
Bryce Van Brabant	1	0	0	1	0	0	0	0	1	1	0	0	2
X-Mike Vernace	0	0	0	0	0	0	0	0	0	0	0	0	0
X-Gabriel Verpaelst	0	0	0	0	0	0	0	0	0	0	0	0	0
Tyler Wotherspoon	0	0	0	0	1	0	0	1	1	0	0	0	1
BENCH	--	--	--	--	--	--	--	--	--	--	--	--	--



# 2015-16 PENALTY BREAKDOWN

## PENALTY BREAKDOWN

Player	GP	PIM	Minor	Major	Misc	G Misc
Kenny Agostino	65	18	9	0	0	0
Bill Arnold	52	20	10	0	0	0
X-Eric Baier	1	0	0	0	0	0
*Austin Carroll	53	74	12	10	0	0
Ryan Culkin	27	10	5	0	0	0
Turner Elson	63	59	17	3	1	0
*Jon Gillies	7	0	0	0	0	0
X-Markus Granlund	12	10	5	0	0	0
X-Derek Grant	36	36	8	2	1	0
Freddie Hamilton	62	24	12	0	0	0
X-Eric Hartzell	1	0	0	0	0	0
Garnet Hathaway	44	39	12	3	0	0
X-Mitchell Heard	22	71	8	7	1	1
*Mark Jankowski	8	0	0	0	0	0
Aaron Johnson	28	20	10	0	0	0
*Keegan Kanzig	3	2	1	0	0	0
*Morgan Klimchuk	55	10	5	0	0	0
Brett Kulak	59	36	18	0	0	0
*Oliver Kylington	47	14	7	0	0	0
*Ryan Lomberg	15	42	6	4	0	1
*Kenney Morrison	44	30	15	0	0	0
X-Jakub Nakladal	35	30	15	0	0	0
Colton Orr	10	15	0	1	1	0
X-Joni Ortio	20	2	1	0	0	0
Emile Poirier	60	51	23	1	0	0
*Brett Pollock	3	2	1	0	0	0
Kevin Poulin	29	0	0	0	0	0
X-Karri Ramo	1	0	0	0	0	0
Mason Raymond	15	2	1	0	0	0
Blair Riley	45	74	17	6	1	0
X-Yann Sauve	4	2	1	0	0	0
*Nick Schneider	9	0	0	0	0	0
Hunter Shinkaruk	17	2	1	0	0	0
Drew Shore	59	22	11	0	0	0
Pat Sieloff	52	54	22	2	0	0
Kent Simpson	11	0	0	0	0	0
X-Ladislav Smid	1	0	0	0	0	0
*Hunter Smith	54	90	15	8	0	2
Dustin Stevenson	45	104	17	8	0	3
Bryce Van Brabant	62	51	18	3	0	0
X-Mike Vernace	5	2	1	0	0	0
X-Gabriel Verpaest	8	7	1	1	0	0
Tyler Wotherspoon	53	16	8	0	0	0
BENCH	68	14	7	0	0	0

## MISCONDUCTS

#	Player	Date	Vs.	Rule Violation	Time	Result
1	Derek Grant	11/27/15	vs. BAK	Abuse of Official (39.4)	13:07 1st	L, 5-6
2	Mitchell Heard	2/20/16	vs. SJ	Instigating (46.11)	12:52 1st	OTW, 6-5
3	Turner Elson	3/12/16	vs. TEX	Abuse of Official (39.4)	0:28 OT	OTL, 2-3
4	Colton Orr	3/21/16	@ MB	Misconduct	19:57 3rd	L, 0-3
5	Blair Riley	3/26/16	@ ONT	Unsportsmanlike Conduct (75.4)	14:40 2nd	W, 4-2

## GAME MISCONDUCTS

#	Player	Date	Vs.	Rule Violation	Time	Result
1	Dustin Stevenson	12/5/15	vs. SD	Secondary Altercation (46.7)	19:48 3rd	W, 4-2
2	Ryan Lomberg	12/27/15	@ SJ	Third major/ <b>Second Fight</b> (20.4)	12:07 3rd	L, 1-5
3	Hunter Smith	1/16/16	@ RFD	Third major/ <b>Second Fight</b> (20.4)	6:55 3rd	L, 0-3
4	Hunter Smith	3/19/16	@ BAK	Continuing Altercation (46.5)	11:55 2nd	OTW, 6-5
5	Dustin Stevenson	3/19/16	@ BAK	Leaving Penalty Bench (70.4)	11:55 2nd	OTW, 6-5
6	Mitchell Heard	3/19/16	@ BAK	Continuing Altercation (46.5)	15:52 2nd	OTW, 6-5
7	Dustin Stevenson	4/1/16	vs. ONT	Leaving the Bench (70.6)	10:54 3rd	W, 3-2

## NON-FIGHTING MAJOR PENALTIES

## FIGHTS VS. TEAMS

	BAK	IA	MB	ONT	RFD	SA	SD	SJ	TEX	TOT
OVERALL	7	4	3	17	2	5	8	9	3	58
HOME	3	3	1	10	0	2	5	3	0	27
AWAY	4	1	2	7	2	3	3	6	3	31



# 2015-16 PENALTY BREAKDOWN

## (CONTINUED)

### FIGHTING MAJORS

Fight #	Player	Date	Vs.	Combatant	Result	Fight #	Player	Date	Vs.	Combatant	Result
1	Pat Sieloff	10/24/15	@ SA	Borna Rendulic	L, 1-5	30	Ryan Lomberg	1/8/16	@ ONT	Ryan Horvat	L, 1-6
2	Hunter Smith	10/31/15	@ SD	Andrew O'Brien	L, 2-3	31	Blair Riley	1/13/16	vs. SA	Daniel Maggio	W, 6-2
3	Dustin Stevenson	11/7/15	vs. ONT	Scott Sabourin	L, 0-4	32	Hunter Smith	1/16/16	@ RFD	Mike Liambas	L, 0-3
4	Hunter Smith	11/7/15	vs. ONT	Paul Bissonnette	L, 0-4	33	Hunter Smith	1/16/16	@ RFD	Chris DeSousa	L, 0-3
5	Colton Orr	11/7/15	vs. ONT	Kurtis MacDermid	L, 0-4	34	Turner Elson	1/17/16	@ IA	Brett Bulmer	W, 7-4
6	Austin Carroll	11/13/15	@ SA	Mason Geertsen	SOL, 4-5	35	Austin Carroll	1/23/16	vs. MB	Austen Brassard	OTW, 3-2
7	Turner Elson	11/13/15	@ SA	Hubert Labrie	SOL, 4-5	36	Dustin Stevenson	2/13/16	vs. ONT	Paul Bissonnette	W, 3-0
8	Austin Carroll	11/18/15	vs. SD	Bryan Moore	W, 4-0	37	Blair Riley	2/13/16	vs. ONT	Ryan Horvat	W, 3-0
9	Blair Riley	11/18/15	vs. SD	Stu Bickel	W, 4-0	38	Mitchell Heard	2/20/16	vs. SJ	Raffi Torres	OTW, 6-5
10	Turner Elson	12/4/15	@ SJ	Gus Young	L, 3-5	39	Gabriel Verpaelt	2/20/16	vs. SJ	Micheal Haley	OTW, 6-5
11	Garnet Hathaway	12/4/15	@ SJ	Bryan Lerg	L, 3-5	40	Garnet Hathaway	2/21/16	vs. SJ	Ryan Pinkston	L, 1-4
12	Derek Grant	12/5/15	vs. SD	Matt Bailey	W, 4-2	41	Austin Carroll	2/28/16	vs. SA	Nikita Zadorov	W, 3-2
13	Austin Carroll	12/5/15	vs. SD	Nic Kerdiles	W, 4-2	42	Bryce Van Brabant	3/1/16	@ SJ	Micheal Haley	L, 1-7
14	Blair Riley	12/12/15	@ TEX	Brennan Evans	L, 2-5	43	Bryce Van Brabant	3/4/16	@ SD	Stu Bickel	L, 1-3
15	Pat Sieloff	12/12/15	@ TEX	Curtis McKenzie	L, 2-5	44	Hunter Smith	3/18/16	vs. IA	Kurtis Gabriel	W, 5-1
16	Austin Carroll	12/12/15	@ TEX	Jason Dickinson	L, 2-5	45	Dustin Stevenson	3/18/16	vs. IA	Tyson Strachan	W, 5-1
17	Austin Carroll	12/16/15	vs. BAK	Ryan Hamilton	L, 2-3	46	Mitchell Heard	3/18/16	vs. IA	Scott Sabourin	W, 5-1
18	Derek Grant	12/16/15	vs. BAK	Josh Currie	L, 2-3	47	Austin Carroll	3/19/16	@ BAK	Ben Betker	OTW, 6-5
19	Hunter Smith	12/20/15	@ SJ	Frazer McLaren	L, 4-5	48	Dustin Stevenson	3/19/16	@ BAK	Ryan Hamilton	OTW, 6-5
20	Ryan Lomberg	12/27/15	@ SJ	Alex Gallant	L, 1-5	49	Mitchell Heard	3/19/16	@ BAK	Kale Kessy	OTW, 6-5
21	Ryan Lomberg	12/27/15	@ SJ	Greger Hanson	L, 1-5	50	Hunter Smith	3/21/16	@ MB	Darren Kramer	L, 0-3
22	Mitchell Heard	12/29/15	vs. ONT	Curt Gogol	L, 1-2	51	Mitchell Heard	3/23/16	@ MB	Ryan Olsen	L, 2-3
23	Hunter Smith	12/31/15	@ ONT	Curt Gogol	W, 4-1	52	Dustin Stevenson	4/1/16	vs. ONT	Kurtis MacDermid	W, 3-2
24	Emile Poirier	12/31/15	@ ONT	Kris Newbury	W, 4-1	53	Blair Riley	4/3/16	@ SD	Stu Bickel	OTW, 2-1
25	Ryan Lomberg	12/31/15	@ ONT	Joel Lowry	W, 4-1	54	Blair Riley	4/6/16	vs. ONT	Kurtis MacDermid	L, 1-4
26	Mitchell Heard	12/31/15	@ ONT	Ryan Horvat	W, 4-1	55	Austin Carroll	4/6/16	vs. ONT	Jordan Samuels-Thomas	L, 1-4
27	Bryce Van Brabant	12/31/15	@ ONT	Jordan Samuels-Thomas	W, 4-1	56	Mitchell Heard	4/6/16	vs. ONT	Joel Lowry	L, 1,4
28	Austin Carroll	1/3/16	vs. BAK	Braden Christoffer	W, 3-1	57	Garnet Hathaway	4/10/16	vs. SD	Stu Bickel	OTW, 5-4
29	Dustin Stevenson	1/8/16	@ ONT	Paul Bissonnette	L, 1-6	58	Dustin Stevenson	4/12/16	@ BAK	Philip McRae	L, 3-6

### FIGHTING FACTS

#### FIGHTS

HOME: 27 FIGHTS IN 16 GAMES  
 HOME RECORD: 10-5-0  
 AWAY: 31 FIGHTS IN 18 GAMES  
 AWAY RECORD: 5-13-1  
 OVERALL: 58 FIGHTS IN 34 GAMES  
 OVERALL RECORD: 15-18-1

#### MULTIPLE FIGHTS IN A SINGLE GAME

HOME: 8 MULTI-FIGHT GAMES  
 HOME RECORD: 5-3-0  
 AWAY: 8 MULTI-FIGHT GAMES  
 AWAY RECORD: 2-5-1  
 OVERALL: 16 MULTI-FIGHT GAMES  
 OVERALL RECORD: 7-8-1

#### MOST FIGHTS IN ONE GAME

HOME: 3 (11/7/15 VS. ONT, 0-4 L)  
 ROAD: 5 (12/31/15 @ ONT, 3-1 W)  
 OVERALL: 5 (12/31/15 @ ONT, 3-1 W)

#### MOST FIGHTS ON THE TEAM

\*AUSTIN CARROLL - 10  
 \*HUNTER SMITH - 8  
 MITCHELL HEARD - 7  
 DUSTIN STEVENSON - 7  
 BLAIR RILEY - 6  
 \*RYAN LOMBERG - 4  
 TURNER ELSON - 3  
 GARNET HATHAWAY - 3  
 BRYCE VAN BRABANT - 3  
 DEREK GRANT - 2  
 PAT SIELOFF - 2

COLTON ORR - 1  
 EMILE POIRIER - 1  
 GABRIEL VERPAESLT - 1

#### MOST FIGHTS VS. OPPONENT

STU BICKEL, SD - 4  
 PAUL BISSONNETTE, ONT - 3  
 RYAN HORVAT, ONT - 3  
 KURTIS MACDERMID, ONT - 3  
 MICHAEL HALEY, SJ - 2  
 RYAN HAMILTON, BAK - 2  
 CURT GOGOL, ONT - 2  
 JOEL LOWRY, ONT - 2  
 SCOTT SABOURIN, ONT/IA - 2



# 2015 - 16 STOCKTON HEAT GAME-BY-GAME RESULTS

Goal Key: underline = power-play goal, \* = shorthanded goal, bold = game-winning goal, bold italic = GW shoot-out goal, + = game-tying goal, \$ = empty net, # = penalty shot goal

## OVERALL

Gm #	Day	Date	Home	Away	Result	Record	Pts	GF	GA	Heat Goals By #	Deciding Goal	Shots - STK/Opp	PP	PK	Goalie w/ Decision	Saves/ Shots	Save %	Attendance	Div. Rank
1	Sat.	Oct. 10	STK	RFD	7-0 W	1-0-0-0	2	7	0	<u>27</u> , <u>46</u> , <u>26</u> , <u>4</u> , <u>23</u> , <u>27</u> , <u>11</u>	<b>D. Grant</b>	31/19	3/7	2/2	Gillies	19/19	1.000	6543	1
2	Thur.	Oct. 15	STK	SJ	1-4 L	1-1-0-0	2	8	4	27	M. Haley	26/25	0/4	5/5	Gillies	21/25	0.840	3063	4
3	Wed.	Oct. 21	TEX	STK	1-0 W	2-1-0-0	4	9	4	<b>11</b>	<b>F. Hamilton</b>	33/36	1/4	3/3	Gillies	36/36	1.000	5726	5
4	Sat.	Oct. 24	SA	STK	1-5 L	2-2-0-0	4	10	9	<b>11</b>	S. Henley	26/31	1/5	5/5	Gillies	20/25	0.800	6727	5
5	Fri.	Oct. 30	SD	STK	2-3 SOL	2-2-0-1	5	12	12	48*, 46+	M. Sgarbossa	33/27	0/7	2/4	Gillies	24/26	0.923	7152	5
6	Sat.	Oct. 31	SD	STK	2-3 L	2-3-0-1	5	14	15	20, 4	M. Friberg	36/36	1/6	3/4	Gillies	33/36	0.917	5015	6
7	Fri.	Nov. 6	STK	BAK	1-2 L	2-4-0-1	5	15	17	26	B. Hunt	32/29	1/4	3/4	Simpson	18/20	0.900	4124	7
8	Sat.	Nov. 7	STK	ONT	0-4 L	2-5-0-1	5	15	21		S. Backman	38/29	0/6	4/5	Simpson	8/12	0.667	5276	7
9	Thur.	Nov. 10	SA	STK	4-5 SOL	2-5-0-2	6	19	26	23, 26, 26, 9*+	J. Hishon	38/35	1/6	6/7	Poulin	30/34	0.882	6359	7
10	Sat.	Nov. 12	TEX	STK	5-3 W	3-5-0-2	8	24	29	9, 20, 13*, 25, 13*\$	<b>B. Riley</b>	34/34	0/3	9/9	Poulin	31/34	0.912	4350	7
11	Wed.	Nov. 18	STK	SD	4-0 W	4-5-0-2	10	28	29	27, 11, 25\$, 27	<b>D. Grant</b>	40/21	0/4	3/3	Poulin	21/21	1.000	3113	7
12	Sat.	Nov. 21	STK	SJ	4-3 SOW	5-5-0-2	12	32	32	15, 26, 21+, 11	<b>F. Hamilton</b>	53/33	0/5	0/1	Simpson	0/0	0.000	6171	7
13	Wed.	Nov. 25	ONT	STK	1-2 L	5-6-0-2	12	33	34	46	A. Kempe	19/25	1/5	2/3	Simpson	23/25	0.920	7052	7
14	Fri.	Nov. 27	STK	BAK	5-6 L	5-7-0-2	12	38	40	9, 11, 4, 9, 34	A. Miller	49/25	2/3	0/3	Simpson	11/13	0.846	4053	7
15	Sat.	Nov. 28	BAK	STK	3-2 W	6-7-0-2	14	41	42	25, 13, 33	<b>J. Nakladal</b>	33/32	1/4	2/3	Ortio	30/32	0.938	8212	7
16	Fri.	Dec. 4	SJ	STK	3-5 L	6-8-0-2	14	44	47	15, 15, 45	B. Goodrow	46/18	1/6	2/3	Ortio	13/17	0.765	3755	7
17	Sat.	Dec. 5	STK	SD	4-2 W	7-8-0-2	16	48	49	15, 11, 22, 27*\$	<b>D. Grant</b>	44/25	2/7	5/5	Ortio	23/25	0.920	5076	7
18	Thur.	Dec. 10	SA	STK	3-2 W	8-8-0-2	18	51	51	46, 21, 21	<b>E. Poirier</b>	42/25	0/5	1/1	Ortio	23/25	0.920	2918	7
19	Sat.	Dec. 12	TEX	STK	2-5 L	8-9-0-2	18	53	56	10, 48	J. Honka	34/36	0/5	4/6	Ortio	31/35	0.886	4698	7
20	Wed.	Dec. 16	STK	BAK	2-3 L	8-10-0-2	18	55	59	27, 27	M. Ford	46/23	0/6	3/4	Ortio	20/23	0.870	3034	7
21	Sat. ^	Dec. 19	STK	BAK	3-2 W	9-10-0-2	20	58	61	27, 4, 23	<b>D. Shore</b>	38/35	1/5	4/5	Ortio	33/35	0.943	9357	7
22	Sun.	Dec. 20	SJ	STK	4-5 L	9-11-0-2	20	62	66	11, 21, 18, 20	P. Emanuelsson	30/31	2/7	3/4	Ortio	26/31	0.839	4181	7
23	Sat.	Dec. 26	BAK	STK	3-5 L	9-12-0-2	20	65	71	33, 48, 48	B. Hunt	24/32	0/3	3/3	Ortio	27/31	0.871	4650	7
24	Sun.	Dec. 27	SJ	STK	1-5 L	9-13-0-2	20	66	76	27	P. Emanuelsson	32/35	1/6	4/5	Ortio	21/25	0.840	3985	7
25	Tue.	Dec. 29	STK	ONT	1-2 L	9-14-0-2	20	67	78	48	J. Brodzinski	40/44	0/3	2/2	Ortio	42/44	0.955	3989	7
26	Thur.	Dec. 31	ONT	STK	4-1 W	10-14-0-2	22	71	79	15, 21, 48, 28	<b>E. Poirier</b>	19/27	1/7	4/4	Ortio	26/27	0.963	8646	7
27	Sat.	Jan. 2	STK	TEX	7-6 SOW	11-14-0-2	24	78	85	46, 27, 46, 11, 13, 48+, 13	<b>T. Elson</b>	45/35	2/8	4/5	Ortio	15/17	0.882	4758	7
28	Sun.	Jan. 3	STK	BAK	3-1 W	12-14-0-2	26	81	86	27, 15, 27*\$	<b>K. Agostino</b>	48/30	1/2	4/4	Ortio	29/30	0.967	3214	7
29	Wed.	Jan. 6	SJ	STK	3-4 OTL	12-14-1-2	27	84	90	18, 15, 27	N. Goldobin	35/36	0/2	4/5	Poulin	32/36	0.889	3290	7
30	Fri.	Jan. 8	ONT	STK	1-6 L	12-15-1-2	27	85	96	23	A. Crescenzi	24/35	0/4	2/4	Ortio	29/35	0.829	7755	7
31	Wed.	Jan. 13	STK	SA	6-2 W	13-15-1-2	29	91	98	27, 18, 11, 15, 45, 11	<b>F. Hamilton</b>	33/33	2/5	5/5	Poulin	31/33	0.939	2818	7
32	Sat.	Jan. 16	RFD	STK	0-3 L	13-16-1-2	29	91	101		V. Hinostroza	23/29	0/4	3/3	Poulin	26/28	0.929	5846	7
33	Sun.	Jan. 17	IA	STK	7-4 W	14-16-1-2	31	98	105	2, 6, 15, 27, 20, 21, 13\$	<b>A. Carroll</b>	34/28	2/4	2/4	Ortio	24/28	0.857	4879	7
34	Fri.	Jan. 22	STK	MB	2-1 SOW	15-16-1-2	33	100	106	21, 27	<b>D. Grant</b>	51/31	0/5	4/4	Poulin	30/31	0.968	4329	7
35	Sat.	Jan. 23	STK	MB	3-2 OTW	16-16-1-2	35	103	108	15, 9*, 45	<b>A. Johnson</b>	47/26	1/5	3/4	Poulin	24/26	0.923	7883	7
36	Wed.	Jan. 27	STK	ONT	2-1 OTW	17-16-1-2	37	105	109	22, 27	<b>D. Grant</b>	27/37	2/4	4/4	Ortio	36/37	0.973	2767	5
37	Sat.	Jan. 30	STK	BAK	4-2 W	18-16-1-2	39	109	111	27*, 15, 27, 15	<b>D. Grant</b>	44/30	1/2	2/3	Poulin	28/30	0.933	6008	4

^=Outdoor game at Raley Field in West Sacramento originally scheduled for Dec. 18 but was rained out



# 2015 - 16 STOCKTON HEAT GAME-BY-GAME RESULTS (CONTINUED)

Goal Key: underline = power-play goal, \* = shorthanded goal, bold = game-winning goal, bold italic = GW shoot-out goal, + = game-tying goal, \$ = empty net, # = penalty shot goal

## OVERALL

Gm #	Day	Date	Home	Away	Result	Record	Pts	GF	GA	Heat Goals By #	Deciding Goal	Shots - STK/Opp	PP	PK	Goalie w/ Decision	Saves/ Shots	Save %	Attendance	Conf. Rank
38	Fri.	Feb. 5	SD	STK	2-4 L	18-17-1-2	39	111	115	22, 13	S. O'Brien	18/21	1/3	2/2	Ortio	17/21	0.810	7236	5
39	Sat.	Feb. 6	BAK	STK	3-4 L	18-18-1-2	39	114	119	22, 21, 6	A. Slepyshev	33/32	1/6	3/4	Poulin	28/32	0.875	4994	6
40	Tue.	Feb. 9	BAK	STK	3-7 L	18-19-1-2	39	117	126	15, 12, 13	A. Miller	43/48	1/6	3/4	Poulin	23/28	0.821	3135	7
41	Sat.	Feb. 13	STK	ONT	3-0 W	19-19-1-2	41	120	126	12, 23, 25\$	<b>M. Raymond</b>	19/36	1/5	2/2	Poulin	36/36	1.000	5085	7
42	Sun.	Feb. 14	STK	SA	5-1 W	20-19-1-2	43	125	127	11, 15, 11, 15, 13\$	<b>K. Agostino</b>	55/25	1/1	3/3	Poulin	24/25	0.960	3309	6
43	Wed.	Feb. 17	ONT	STK	1-6 L	20-20-1-2	43	126	133	23*	M. Mersch	21/34	0/2	2/2	Poulin	24/29	0.828	9491	6
44	Sat.	Feb. 20	STK	SJ	6-5 OTW	21-20-1-2	45	132	138	15, 7, 11, 15, 12, 12	<b>M. Raymond</b>	39/37	1/3	1/1	Simpson	32/37	0.865	5534	6
45	Sun.	Feb. 21	STK	SJ	1-4 L	21-21-1-2	45	133	142	11	J. McCarthy	40/28	0/3	1/1	Poulin	24/27	.889	3590	7
46	Wed.	Feb. 24	STK	SD	4-3 SOW	22-21-1-2	47	137	145	11, 13, 9, 15	K. Agostino	34/50	0/5	2/2	Poulin	47/50	0.940	2607	6
47	Sun.	Feb. 28	STK	SA	3-2 W	23-21-1-2	49	140	147	11, 46, 13	T. Elson	42/38	1/8	4/5	Poulin	36/38	0.947	4677	6
48	Tue.	Mar. 1	SJ	STK	1-7 L	23-22-1-2	49	141	154	16	J. McCarthy	19/32	1/5	3/7	Poulin	24/30	0.800	3985	6
49	Fri.	Mar. 4	SD	STK	1-3 L	23-23-1-2	49	142	157	21	S. Theodore	22/34	1/5	2/4	Poulin	31/34	0.912	6370	6
50	Sat.	Mar. 5	SD	STK	5-4 OTW	24-23-1-2	51	147	161	13, 7, 21, 16, 21	<b>E. Poirier</b>	30/45	0/1	3/3	Simpson	41/45	0.911	7399	6
51	Wed.	Mar. 9	STK	SJ	1-4 L	24-24-1-2	51	148	165	22	J. Morin	31/23	0/3	3/4	Poulin	19/23	0.826	2645	6
52	Fri.	Mar. 11	STK	TEX	2-1 W	25-24-1-2	53	150	166	22, 12	<b>M. Raymond</b>	37/36	1/3	3/3	Poulin	35/36	0.972	4819	6
53	Sat.	Mar. 12	STK	TEX	2-3 OTL	25-24-2-2	54	152	169	46, 12	B. Ranford	43/26	1/4	2/3	Poulin	23/26	0.885	6659	6
54	Fri.	Mar. 18	STK	IA	5-1 W	26-24-2-2	56	157	170	15, 34, 23, 22, 22	<b>H. Smith</b>	36/21	3/6	5/6	Poulin	20/21	0.952	4476	6
55	Sat.	Mar. 19	BAK	STK	6-5 OTW	27-24-2-2	58	163	175	22, 25, 7, 23+, 16, 16	<b>H. Shinkaruk</b>	33/31	1/4	5/6	Poulin	26/31	0.839	4827	6
56	Mon.	Mar. 21	MB	STK	0-3 L	27-25-2-2	58	163	178		B. Kichton	23/31	0/4	4/5	Poulin	28/31	0.903	5698	6
57	Wed.	Mar. 23	MB	STK	2-3 L	27-26-2-2	58	165	181	22, 15	J. Albert	21/25	0/4	3/4	Poulin	22/25	0.880	5384	6
58	Fri.	Mar. 25	ONT	STK	2-4 L	27-27-2-2	58	167	185	13, 2	S. Backman	28/28	0/4	3/5	Poulin	24/28	0.857	9491	6
59	Sat.	Mar. 26	ONT	STK	4-2 W	28-27-2-2	60	171	187	10, 16, 23, 27\$	<b>D. Shore</b>	27/37	0/3	4/4	Poulin	35/37	0.946	9491	6
60	Wed.	Mar. 30	STK	SD	2-4 L	28-28-2-2	60	173	191	4, 23	K. Ryan	40/38	0/3	3/4	Schneider	34/37	0.919	2902	6
61	Fri.	Apr. 1	STK	ONT	3-2 W	29-28-2-2	62	176	193	9, 13*, 5	<b>T. Wotherspoon</b>	33/33	0/7	4/4	Schneider	31/33	0.939	4457	6
62	Sun.	Apr. 3	SD	STK	2-1 OTW	30-28-2-2	64	178	194	5, 15	<b>K. Agostino</b>	33/30	0/2	4/5	Schneider	29/30	0.967	8566	6
63	Wed.	Apr. 6	STK	ONT	1-4 L	30-29-2-2	64	179	198	46	N. Ebert	47/34	1/3	1/3	Schneider	30/34	0.882	2635	6
64	Sat.	Apr. 9	STK	SD	2-6 L	30-30-2-2	64	181	204	15, 9*	J. Gramarossa	32/27	1/8	2/3	Schneider	21/27	0.778	5907	6
65	Sun.	Apr. 10	STK	SD	5-4 OTW	31-30-2-2	66	186	208	3, 12, 14, 20, 11	<b>F. Hamilton</b>	35/26	1/6	3/5	Schneider	22/26	0.846	5092	6
66	Tue.	Apr. 12	BAK	STK	3-6 L	31-31-2-2	66	189	214	11, 12, 13	P. McRae	32/30	1/6	3/4	Schneider	24/29	0.828	6204	6
67	Sat.	Apr. 16	STK	SJ	5-4 W	32-31-2-2	68	194	218	20, 21, 15, 15, 16	<b>H. Shinkaruk</b>	28/37	1/2	4/4	Schneider	33/37	0.892	8041	6
68	Sun.	Apr. 17	SJ	STK	0-6 L	32-32-2-2	68	194	224		B. Goodrow	41/30	0/2	3/3	Schneider	24/30	0.800	7664	6





# 2015 - 16 STOCKTON HEAT GAME-BY-GAME RESULTS (CONTINUED)

Goal Key: underline = power-play goal, \* = shorthanded goal, bold = game-winning goal, **bold italic** = GW shoot-out goal, + = game-tying goal, \$ = empty net, # = penalty shot goal

## HOME

Gm #	Day	Date	Home	Away	Result	Record	Pts	GF	GA	Flames Goals By #	Deciding Goal	Shots - AD/K/Opp	PP	PK	Goalie w/ Decision	Saves/ Shots	Save %	Attendance	Conf. Rank
1	Sat.	Oct. 10	STK	RFD	7-0 W	1-0-0-0	2	7	0	<b>27, 46, 26, 4, 23, 27, 11</b>	<b>D. Grant</b>	31/19	3/7	2/2	Gillies	19/19	1.000	6543	1
2	Thur.	Oct. 15	STK	SJ	1-4 L	1-1-0-0	2	8	4	27	M. Haley	26/25	0/4	5/5	Gillies	21/25	0.840	3063	4
3	Fri.	Nov. 6	STK	BAK	1-2 L	2-4-0-1	5	15	17	26	B. Hunt	32/29	1/4	3/4	Simpson	18/20	0.900	4124	7
4	Sat.	Nov. 7	STK	ONT	0-4 L	2-5-0-1	5	15	21		S. Backman	38/29	0/6	4/5	Simpson	8/12	0.667	5276	7
5	Wed.	Nov. 18	STK	SD	4-0 W	4-5-0-2	10	28	29	<b>27, 11, 25\$, 27</b>	<b>D. Grant</b>	40/21	0/4	3/3	Poulin	21/21	1.000	3113	7
6	Sat.	Nov. 21	STK	SJ	4-3 SOW	5-5-0-2	12	32	32	15, 26, 21+, <b>11</b>	<b>F. Hamilton</b>	53/33	0/5	0/1	Simpson	0/0	0.000	6171	7
7	Fri.	Nov. 27	STK	BAK	5-6 L	5-7-0-2	12	38	40	<u>9, 11, 4, 9, 34</u>	A. Miller	49/25	2/3	0/3	Simpson	11/13	0.846	4053	7
8	Sat.	Dec. 5	STK	SD	4-2 W	7-8-0-2	16	48	49	15, 11, <b>2Z, 27*\$</b>	<b>D. Grant</b>	44/25	2/7	5/5	Ortio	23/25	0.920	5076	7
9	Wed.	Dec. 16	STK	BAK	2-3 L	8-10-0-2	18	55	59	27, 27	M. Ford	46/23	0/6	3/4	Ortio	20/23	0.870	3034	7
10	Sat. <sup>^</sup>	Dec. 19	STK	BAK	3-2 W	9-10-0-2	20	58	61	2Z, 4, 23	<b>D. Shore</b>	38/35	1/5	4/5	Ortio	33/35	0.943	9357	7
11	Tue.	Dec. 29	STK	ONT	1-2 L	9-14-0-2	20	67	78	48	J. Brodzinski	40/44	0/3	2/2	Ortio	42/44	0.955	3989	7
12	Sat.	Jan. 2	STK	TEX	7-6 SOW	11-14-0-2	24	78	85	46, 27, 46, 11, 13, 48+, <b>13</b>	<b>T. Elson</b>	45/35	2/8	4/5	Ortio	15/17	0.882	4758	7
13	Sun.	Jan. 3	STK	BAK	3-1 W	12-14-0-2	26	81	86	27, 15, 27\$	<b>K. Agostino</b>	48/30	1/2	4/4	Ortio	29/30	0.967	3214	7
14	Wed.	Jan. 13	STK	SA	6-2 W	13-15-1-2	29	91	98	27, 18, 11, 15, 45, 11	<b>F. Hamilton</b>	33/33	2/5	5/5	Poulin	31/33	0.939	2818	7
15	Fri.	Jan. 22	STK	MB	2-1 SOW	15-16-1-2	33	100	106	21, 27	<b>D. Grant</b>	51/31	0/5	4/4	Poulin	30/31	0.968	4329	7
16	Sat.	Jan. 23	STK	MB	3-2 OTW	16-16-1-2	35	103	108	15, 9*, <b>45</b>	<b>A. Johnson</b>	47/26	1/5	3/4	Poulin	24/26	0.923	7883	7
17	Wed.	Jan. 27	STK	ONT	2-1 OTW	17-16-1-2	37	105	109	2Z, 2Z	<b>D. Grant</b>	27/37	2/4	4/4	Ortio	36/37	0.973	2767	5
18	Sat.	Jan. 30	STK	BAK	4-2 W	18-16-1-2	39	109	111	27*, 15, 27, 15	<b>D. Grant</b>	44/30	1/2	2/3	Poulin	28/30	0.933	6008	4
19	Sat.	Feb. 13	STK	ONT	3-0 W	19-19-1-2	41	120	126	12, 23, 25\$	<b>M. Raymond</b>	19/36	1/5	2/2	Poulin	36/36	1.000	5085	7
20	Sun.	Feb. 14	STK	SA	5-1 W	20-19-1-2	43	125	127	11, 15, 11, 15, 13\$	<b>K. Agostino</b>	55/25	1/1	3/3	Poulin	24/25	0.960	3309	6
21	Sat.	Feb. 20	STK	SJ	6-5 OTW	21-20-1-2	45	132	138	15, 7, 11, 15, 12, 12	<b>M. Raymond</b>	39/37	1/3	1/1	Simpson	32/37	0.865	5534	6
22	Sun.	Feb. 21	STK	SJ	1-4 L	21-21-1-2	45	133	142	11	J. McCarthy	40/28	0/3	1/1	Poulin	24/27	.889	3590	7
23	Wed.	Feb. 24	STK	SD	4-3 SOW	22-21-1-2	47	137	145	11, 13, 9, 15	K. Agostino	34/50	0/5	2/2	Poulin	47/50	0.940	2607	6
24	Sun.	Feb. 28	STK	SA	3-2 W	23-21-1-2	49	140	147	11, 46, 13	T. Elson	42/38	1/8	4/5	Poulin	36/38	0.947	4677	6
25	Wed.	Mar. 9	STK	SJ	1-4 L	24-24-1-2	51	148	165	22	J. Morin	31/23	0/3	3/4	Poulin	19/23	0.826	2645	6
26	Fri.	Mar. 11	STK	TEX	2-1 W	25-24-1-2	53	150	166	22, 12	<b>M. Raymond</b>	37/36	1/3	3/3	Poulin	35/36	0.972	4819	6
27	Sat.	Mar. 12	STK	TEX	2-3 OTL	25-24-2-2	54	152	169	46, 12	B. Ranford	43/26	1/4	2/3	Poulin	23/26	0.885	6659	6
28	Fri.	Mar. 18	STK	IA	5-1 W	26-24-2-2	56	157	170	15, 34, 23, 2Z, 2Z	<b>H. Smith</b>	36/21	3/6	5/6	Poulin	20/21	0.952	4476	6
29	Wed.	Mar. 30	STK	SD	2-4 L	28-28-2-2	60	173	191	4, 23	K. Ryan	40/38	0/3	3/4	Schneider	34/37	0.919	2902	6
30	Fri.	Apr. 1	STK	ONT	3-2 W	29-28-2-2	62	176	193	9, 13*, 5	<b>T. Wotherspoon</b>	33/33	0/7	4/4	Schneider	31/33	0.939	4457	6
31	Wed.	Apr. 6	STK	ONT	1-4 L	30-29-2-2	64	179	198	46	N. Ebert	47/34	1/3	1/3	Schneider	30/34	0.882	2635	6
32	Sat.	Apr. 9	STK	SD	2-6 L	30-30-2-2	64	181	204	15, 9*	J. Cramarossa	32/27	1/8	2/3	Schneider	21/27	0.778	5907	6
33	Sun.	Apr. 10	STK	SD	5-4 OTW	31-30-2-2	66	186	208	3, 1Z, 14, 20, 11	<b>F. Hamilton</b>	35/26	1/6	3/5	Schneider	22/26	0.846	5092	6
34	Sat.	Apr. 16	STK	SJ	5-4 W	32-31-2-2	68	194	218	20, 21, 15, 15, 16	<b>H. Shinkaruk</b>	28/37	1/2	4/4	Schneider	33/37	0.892	8041	6

<sup>^</sup>=Outdoor game at Raley Field in West Sacramento originally scheduled for Dec. 18 but was rained out



# 2015 - 16 STOCKTON HEAT GAME-BY-GAME RESULTS (CONTINUED)

Goal Key: underline = power-play goal, \* = shorthanded goal, **bold** = game-winning goal, **bold italic** = GW shoot-out goal, \$ = empty net, # = penalty shot goal

## AWAY

Gm #	Day	Date	Home	Away	Result	Record	Pts	GF	GA	Flames Goals By #	Deciding Goal	Shots - ADK/Opp	PP	PK	Goalie w/ Decision	Saves/ Shots	Save %	Attendance	Conf. Rank
1	Wed.	Oct. 21	TEX	STK	1-0 W	2-1-0-0	4	9	4	<b>11</b>	<b>F. Hamilton</b>	33/36	1/4	3/3	Gillies	36/36	1.000	5726	5
2	Sat.	Oct. 24	SA	STK	1-5 L	2-2-0-0	4	10	9	<b>11</b>	S. Henley	26/31	1/5	5/5	Gillies	20/25	0.800	6727	5
3	Fri.	Oct. 30	SD	STK	2-3 SOL	2-2-0-1	5	12	12	48*, 46+	M. Sgarbosa	33/27	0/7	2/4	Gillies	24/26	0.923	7152	5
4	Sat.	Oct. 31	SD	STK	2-3-0-1	2-3-0-1	5	14	15	20, 4	M. Friberg	36/36	1/6	3/4	Gillies	33/36	0.917	5015	6
5	Thur.	Nov. 10	SA	STK	4-5 SOL	2-5-0-2	6	19	26	23, 26, 26, 9*	J. Hishon	38/35	1/6	6/7	Poulin	30/34	0.882	6359	7
6	Sat.	Nov. 12	TEX	STK	5-3 W	3-5-0-2	8	24	29	9, 20, 13*, 25, 13*\$	<b>B. Riley</b>	34/34	0/3	9/9	Poulin	31/34	0.912	4350	7
7	Wed.	Nov. 25	ONT	STK	1-2 L	5-6-0-2	12	33	34	46	A. Kempe	19/25	1/5	2/3	Simpson	23/25	0.920	7052	7
8	Sat.	Nov. 28	BAK	STK	3-2 W	6-7-0-2	14	41	42	25, 13, <b>33</b>	<b>J. Nakladal</b>	33/32	1/4	2/3	Ortio	30/32	0.938	8212	7
9	Fri.	Dec. 4	SJ	STK	3-5 L	6-8-0-2	14	44	47	15, 15, 45	B. Goodrow	46/18	1/6	2/3	Ortio	13/17	0.765	3755	7
10	Thur.	Dec. 10	SA	STK	3-2 W	8-8-0-2	18	51	51	46, 21, 21	<b>E. Poirier</b>	42/25	0/5	1/1	Ortio	23/25	0.920	2918	7
11	Sat.	Dec. 12	TEX	STK	2-5 L	8-9-0-2	18	53	56	10, 48	J. Honka	34/36	0/5	4/6	Ortio	31/35	0.886	4698	7
12	Sun.	Dec. 20	SJ	STK	4-5 L	9-11-0-2	20	62	66	11, 21, 18, 20	P. Emanuelsson	30/31	2/7	3/4	Ortio	26/31	0.839	4181	7
13	Sat.	Dec. 26	BAK	STK	3-5 L	9-12-0-2	20	65	71	33, 48, 48	B. Hunt	24/32	0/3	3/3	Ortio	27/31	0.871	4650	7
14	Sun.	Dec. 27	SJ	STK	1-5 L	9-13-0-2	20	66	76	22	P. Emanuelsson	32/35	1/6	4/5	Ortio	21/25	0.840	3985	7
15	Thur.	Dec. 31	ONT	STK	4-1 W	10-14-0-2	22	71	79	15, 21, 48, 28	<b>E. Poirier</b>	19/27	1/7	4/4	Ortio	26/27	0.963	8646	7
16	Wed.	Jan. 6	SJ	STK	3-4 OTL	12-14-1-2	27	84	90	18, 15, 27	N. Goldobin	35/36	0/2	4/5	Poulin	32/36	0.889	3290	7
17	Fri.	Jan. 8	ONT	STK	1-6 L	12-15-1-2	27	85	96	23	A. Crescenzi	24/35	0/4	2/4	Ortio	29/35	0.829	7755	7
18	Sat.	Jan. 16	RFD	STK	0-3 L	13-16-1-2	29	91	101		V. Hinostroza	23/29	0/4	3/3	Poulin	26/28	0.929	5846	7
19	Sun.	Jan. 17	IA	STK	7-4 W	14-16-1-2	31	98	105	2, 6, 15, 27, 20, 21, 13\$, 13\$	<b>A. Carroll</b>	34/28	2/4	2/4	Ortio	24/28	0.857	4879	7
20	Fri.	Feb. 5	SD	STK	2-4 L	18-17-1-2	39	111	115	22, 13	S. O'Brien	18/21	1/3	2/2	Ortio	17/21	0.810	7236	5
21	Sat.	Feb. 6	BAK	STK	3-4 L	18-18-1-2	39	114	119	22, 21, 6	A. Stepanyev	33/32	1/6	3/4	Poulin	28/32	0.875	4994	6
22	Tue.	Feb. 9	BAK	STK	3-7 L	18-19-1-2	39	117	126	15, 12, 13	A. Miller	43/48	1/6	3/4	Poulin	23/28	0.821	3135	7
23	Wed.	Feb. 17	ONT	STK	1-6 L	20-20-1-2	43	126	133	23*	M. Mersch	21/34	0/2	2/2	Poulin	24/29	0.828	9491	6
24	Tue.	Mar. 1	SJ	STK	1-7 L	23-22-1-2	49	141	154	16	J. McCarthy	19/32	1/5	3/7	Poulin	24/30	0.800	3985	6
25	Fri.	Mar. 4	SD	STK	1-3 L	23-23-1-2	49	142	157	21	S. Theodore	22/34	1/5	2/4	Poulin	31/34	0.912	6370	6
26	Sat.	Mar. 5	SD	STK	5-4 OTW	24-23-1-2	51	147	161	13, 7, 21, 16, 21	<b>E. Poirier</b>	30/45	0/1	3/3	Simpson	41/45	0.911	7399	6
27	Sat.	Mar. 19	BAK	STK	6-5 OTW	27-24-2-2	58	163	175	22, 25, 7, 23+, 16, 16	<b>H. Shinkaruk</b>	33/31	1/4	5/6	Poulin	26/31	0.839	4827	6
28	Mon.	Mar. 21	MB	STK	0-3 L	27-25-2-2	58	163	178		B. Kichton	23/31	0/4	4/5	Poulin	28/31	0.903	5698	6
29	Wed.	Mar. 23	MB	STK	2-3 L	27-26-2-2	58	165	181	22, 15	J. Albert	21/25	0/4	3/4	Poulin	22/25	0.880	5384	6
30	Fri.	Mar. 25	ONT	STK	2-4 L	27-27-2-2	58	167	185	13, 2	S. Backman	28/28	0/4	3/5	Poulin	24/28	0.857	9491	6
31	Sat.	Mar. 26	ONT	STK	4-2 W	28-27-2-2	60	171	187	10, 16, 23, 27\$	<b>D. Shore</b>	27/37	0/3	4/4	Poulin	35/37	0.946	9491	6
32	Sun.	Apr. 3	SD	STK	2-1 OTW	30-28-2-2	64	178	194	5, 15	<b>K. Agostino</b>	33/30	0/2	4/5	Schneider	29/30	0.967	8566	6
33	Tue.	Apr. 12	BAK	STK	3-6 L	31-31-2-2	66	189	214	11, 12, 13	P. McRae	32/30	1/6	3/4	Schneider	24/29	0.828	6204	6
34	Sun.	Apr. 17	SJ	STK	0-6 L	32-32-2-2	68	194	224		B. Goodrow	41/30	0/2	3/3	Schneider	24/30	0.800	7664	6



# 2015-16 CALDER CUP RESULTS

## WESTERN CONFERENCE

### Quarterfinals

---

Grand Rapids defeated Milwaukee 3-1  
Lake Erie defeated Rockford 3-0  
Ontario defeated San Jose 3-1  
San Diego defeated Texas 3-1

### Semifinals

---

Lake Erie defeated Grand Rapids 4-2  
Ontario defeated San Diego 4-1

### Finals

---

Lake Erie defeated Ontario 4-0



## 2015 CALDER CUP FINAL

Lake Erie defeated Hershey 4-0

## EASTERN CONFERENCE

### Quarterfinals

---

Hershey defeated Portland 3-2  
W-B/Scranton defeated Providence 3-0  
Toronto defeated Bridgeport 3-0  
Albany defeated Utica 3-1

### Semifinals

---

Hershey defeated W-B/Scranton 4-3  
Toronto defeated Albany 4-3

### Finals

---

Hershey defeated Toronto 4-1

# 2015-16 DIVISIONAL ALIGNMENT

## WESTERN CONFERENCE

### Pacific Division

---

Bakersfield Condors (Edmonton Oilers)  
Ontario Reign (Los Angeles Kings)  
San Antonio Rampage (Colorado Avalanche)  
San Diego Gulls (Anaheim Ducks)  
San Jose Barracuda (San Jose Sharks)  
*STOCKTON HEAT (CALGARY FLAMES)*  
Texas Stars (Dallas Stars)

### Central Division

---

Charlotte Checkers (Carolina Hurricanes)  
Chicago Wolves (St. Louis Blues)  
Grand Rapids Griffins (Detroit Red Wings)  
Iowa Wild (Minnesota Wild)  
Lake Erie Monsters (Columbus Blue Jackets)  
Manitoba Moose (Winnipeg Jets)  
Milwaukee Admirals (Nashville Predators)  
Rockford IceHogs (Chicago Blackhawks)

## EASTERN CONFERENCE

### Northeast Division

---

Albany Devils (New Jersey Devils)  
Binghamton Senators (Ottawa Senators)  
Rochester Americans (Buffalo Sabres)  
St. John's IceCaps (Montreal Canadiens)  
Syracuse Crunch (Tampa Bay Lightning)  
Toronto Marlies (Toronto Maple Leafs)  
Utica Comets (Vancouver Canucks)

### Atlantic Division

---

Bridgeport Sound Tigers (New York Islanders)  
Hartford Wolf Pack (New York Rangers)  
Hershey Bears (Washington Capitals)  
Lehigh Valley Phantoms (Philadelphia Flyers)  
Portland Pirates (Florida Panthers)  
Providence Bruins (Boston Bruins)  
Springfield Falcons (Arizona Coyotes)  
Wilkes-Barre/Scranton Penguins (Pittsburgh Penguins)



**TEAM VS. TEAM**



# HEAT ALL-TIME RECORDS VS. TEAMS

## ALL-TIME RECORD

Team	Total GP	W	L	OT	SOL	Pts %	GF	GA	PIM	Home Record	Road Record
San Diego Gulls	12	6	5	0	1	0.542	35	37	168	4-2-0-0	2-3-0-1
Bakersfield Condors	12	5	7	0	0	0.417	39	45	184	3-3-0-0	2-4-0-0
Ontario Reign	12	5	7	0	0	0.417	23	34	215	3-3-0-0	2-4-0-0
San Jose Barracuda	12	3	8	1	0	0.292	30	56	165	3-3-0-0	0-5-1-0
San Antonio Rampage	6	4	1	0	1	0.750	22	17	85	3-0-0-0	1-1-0-1
Texas Stars	6	4	1	1	0	0.750	19	18	95	2-0-1-0	2-1-0-0
Manitoba Moose	4	2	2	0	0	0.500	7	9	65	2-0-0-0	0-2-0-0
Iowa Wild	2	2	0	0	0	1.000	12	5	42	1-0-0-0	1-0-0-0
Rockford IceHogs	2	1	1	0	0	0.500	7	3	30	1-0-0-0	0-1-0-0
<b>TOTALS</b>	<b>68</b>	<b>32</b>	<b>32</b>	<b>2</b>	<b>2</b>	<b>0.500</b>	<b>194</b>	<b>224</b>	<b>1055</b>	<b>22-11-1-0</b>	<b>10-21-1-2</b>

## YEAR-BY-YEAR RECORD

### 2015-16 SEASON

Team	GP	W	L	OT	SOL	Pts %	GF	GA	PIM	Home Record	Road Record
San Diego Gulls	12	6	5	0	1	0.542	35	37	168	4-2-0-0	2-3-0-1
Bakersfield Condors	12	5	7	0	0	0.417	39	45	184	3-3-0-0	2-4-0-0
Ontario Reign	12	5	7	0	0	0.417	23	34	215	3-3-0-0	2-4-0-0
San Jose Barracuda	12	3	8	1	0	0.292	30	56	165	3-3-0-0	0-5-1-0
San Antonio Rampage	6	4	1	0	1	0.750	22	17	85	3-0-0-0	1-1-0-1
Texas Stars	6	4	1	1	0	0.750	19	18	95	2-0-1-0	2-1-0-0
Manitoba Moose	4	2	2	0	0	0.500	7	9	65	2-0-0-0	0-2-0-0
Iowa Wild	2	2	0	0	0	1.000	12	5	42	1-0-0-0	1-0-0-0
Rockford IceHogs	2	1	1	0	0	0.500	7	3	30	1-0-0-0	0-1-0-0
<b>TOTALS</b>	<b>68</b>	<b>32</b>	<b>32</b>	<b>2</b>	<b>2</b>	<b>0.500</b>	<b>194</b>	<b>224</b>	<b>1055</b>	<b>22-11-1-0</b>	<b>10-21-1-2</b>



# BAKERSFIELD CONDORS



**Building:** Rabobank Arena

**Capacity:** 8,782

**NHL Affiliate:** Edmonton Oilers

**ECHL Affiliate:** Norfolk Admirals

**Coached By:** Gerry Fleming

**Ownership Group:** Oilers Entertainment Group

**PR Contacts:** Kevin Bartl, Ryan Holt

**Last Year's Record:** 31-28-7-2 (71pts) 5th in PAC

**STK Record vs. BAK:** 5-7-0 **GF:** 39 **GA:** 45

**Address:** 1001 Truxtun Ave.

Bakersfield, CA 93301

**Phone:** 661.324.7825

## HOCKEY HISTORY IN BAKERSFIELD

Team	League	Type of League	Years
Bakersfield Oilers	Southern California Hockey Association	Senior Amateur	1940-1941
Bakersfield Oilers	Southern California Hockey League	Senior Amateur	1941-1942
Bakersfield Kernals	California Hockey League	Semi-Professional	1962-1963
Los Angeles Bruins	California-Nevada Hockey League	Senior Amateur	1970-1972
Bakersfield Fog	West Coast Hockey League	Minor Pro	1995-1998
Bakersfield Condors	West Coast Hockey League	Minor Pro	1998-2003
Bakersfield Condors	ECHL	Minor Pro	2003-2015
Bakersfield Jr. Condors	Western States Hockey League	Tier II Junior	2009-2011
Bakersfield Condors	American Hockey League	Minor Pro	2015-Present

## HEAT VS. BAKERSFIELD 2016-17 MATCH-UPS

Day	Date	Time (PST)	Home	Away	Venue
Saturday	November 19	6:00 p.m.	Bakersfield	Stockton	Rabobank Arena
Saturday	December 10	6:00 p.m.	Bakersfield	Stockton	Rabobank Arena
Friday	January 13	7:00 p.m.	Bakersfield	Stockton	Rabobank Arena
Friday	January 20	7:30 p.m.	Stockton	Bakersfield	Stockton Arena
Saturday	January 21	7:30 p.m.	Stockton	Bakersfield	Stockton Arena
Friday	February 3	7:00 p.m.	Bakersfield	Stockton	Rabobank Arena
Saturday	February 4	7:30 p.m.	Stockton	Bakersfield	Stockton Arena
Saturday	February 18	7:30 p.m.	Stockton	Bakersfield	Stockton Arena
Saturday	February 25	6:00 p.m.	Bakersfield	Stockton	Rabobank Arena
Wednesday	March 8	7:00 p.m.	Stockton	Bakersfield	Stockton Arena
Saturday	March 11	6:00 p.m.	Bakersfield	Stockton	Rabobank Arena
Friday	April 14	7:30 p.m.	Stockton	Bakersfield	Stockton Arena



# HEAT VS. CONDORS

2015-16 Record: Overall: 5-7-0-0 | Home: 3-3-0-0 | Away: 2-4-0-0

ALL TIME: 5-7-0-0; at Stockton 3-3-0-0; at Bakersfield 2-4-0-0

LAST WIN: in STOCKTON, Jan. 30, 2016

in Bakersfield, Mar. 19, 2016

LAST OVERTIME: in STOCKTON, n/a

in Bakersfield, Mar. 19, 2016; GWG: Hunter Shinkaruk 1:00 in

LAST SHOOTOUT: in STOCKTON, n/a

in Bakersfield, n/a

## HEAT VS. BAKERSFIELD 2015-16 MATCH-UPS

Date	Home	Away	Att.	GW Goal	Goaltenders
Nov. 6, 2015	Stockton	1 Bakersfield	2	4124	Brad Hunt
Nov. 27, 2015	Stockton	5 Bakersfield	6	4053	Andrew Miller
Nov. 28, 2015	Bakersfield	2 Stockton	3	8212	JAKUB NAKLADAL
Dec. 16, 2015	Stockton	2 Bakersfield	3	3034	Matthew Ford
Dec. 19, 2015	Stockton	3 Bakersfield	2	9357	DREW SHORE
Dec. 26, 2015	Bakersfield	5 Stockton	3	4650	Brad Hunt
Jan. 3, 2016	Stockton	3 Bakersfield	1	3214	KENNY AGOSTINO
Jan. 30, 2016	Stockton	4 Bakersfield	2	6008	DEREK GRANT
Feb. 6, 2016	Bakersfield	4 Stockton	3	4994	Anton Slepyshev
Feb. 9, 2016	Bakersfield	7 Stockton	3	3135	Andrew Miller
Mar. 19, 2016	Bakersfield	5 Stockton	6*	4827	HUNTER SHINKARUK
Apr. 12, 2016	Bakersfield	6 Stockton	3	6204	Philip McRae

## HEAD TO HEAD STATS

\*Overtime ^Shootout

15-16 Head to Head	GP	W	L	OTL	SOL	PTS	PTS %	GF	GA	PPG	SHG	PIM
STOCKTON	12	5	7	0	0	10	0.417	39	45	11	1	184
Bakersfield	12	7	4	1	0	15	0.625	45	39	12	2	171

All-Time Head to Head	GP	W	L	OTL	SOL	PTS	PTS %	GF	GA	PPG	SHG	PIM
STOCKTON	12	5	7	0	0	10	0.417	39	45	11	1	184
Bakersfield	12	7	4	1	0	15	0.625	45	39	12	2	171

## GOALS & SHOTS BY PERIOD

15-16 Goals-Shots By Period	1st	2nd	3rd	OT	Total	PCT
STOCKTON	6-146	10-147	22-160	1-2	39-455	8.6
Bakersfield	14-126	18-134	13-117	0-0	45-377	11.9

All-Time Goals-Shots By Period	1st	2nd	3rd	OT	Total	PCT
STOCKTON	6-146	10-147	22-160	1-2	39-455	8.6
Bakersfield	14-126	18-134	13-117	0-0	45-377	11.9

## POWER PLAY

15-16 Power Play	Home			Road			Overall		
	ADV	PPG	PCT	ADV	PPG	PCT	ADV	PPG	PCT
STOCKTON	6	22	27.3	5	29	17.2	11	51	21.6
Bakersfield	5	24	20.8	7	23	30.4	12	47	25.5

All Time Power Play	Home			Road			Overall		
	ADV	PPG	PCT	ADV	PPG	PCT	ADV	PPG	PCT
STOCKTON	6	22	27.3	5	29	17.2	11	51	21.6
Bakersfield	5	24	20.8	7	23	30.4	12	47	25.5



# VS. BAKERSFIELD CONDORS 2015-16

Stockton	GP	G	A	P	+/-	SH	PIM	SH%
X-Derek Grant	8	9	6	15	5	46	17	19.6
Kenny Agostino	12	4	7	11	-2	41	6	9.8
Drew Shore	10	2	9	11	1	29	6	6.9
Turner Elson	10	3	3	6	-1	23	4	13.0
Freddie Hamilton	11	2	4	6	-2	41	2	4.9
X-Jakub Nakladal	8	2	3	5	0	18	8	11.1
Emile Poirier	10	1	4	5	-1	34	0	2.9
Bill Arnold	9	0	5	5	-1	12	4	0.00
Garnet Hathaway	7	2	2	4	-2	18	4	11.1
Hunter Smith	9	1	3	4	3	11	20	9.1
Hunter Shinkaruk	2	2	1	3	-1	6	0	33.3
Bryce Van Brabant	12	2	1	3	-4	22	10	9.1
Kenney Morrison	7	1	2	3	-2	15	8	6.7
Brett Kulak	12	0	3	3	0	17	4	0.00
Oliver Kyllington	9	2	0	2	-3	11	0	18.2
Blair Riley	9	2	0	2	-3	7	8	28.6
Mason Raymond	2	1	1	2	1	7	0	14.3
Dustin Stevenson	12	1	1	2	-4	24	35	4.2
Aaron Johnson	3	0	2	2	2	5	0	0.00
Morgan Klimchuk	11	0	2	2	1	25	2	0.00
X-Markus Granlund	1	1	0	1	0	2	2	50.0
Mark Jankowski	1	1	0	1	-2	3	0	33.3
X-Mitchell Heard	2	0	1	1	1	0	15	--
X-Ryan Lomberg	3	0	1	1	-1	4	2	0.00
Tyler Wotherspoon	12	0	1	1	3	14	4	0.00
Austin Carroll	12	0	0	0	-9	14	19	0.00
Ryan Culkin	3	0	0	0	-3	1	0	0.00
Colton Orr	2	0	0	0	-4	0	0	--
Pat Sieloff	7	0	0	0	-4	5	4	0.00

Stockton	GP	W	L	OT	MIN	GA	GAA	SV%	SO
Jon Gillies	1	0	0	0	20:00	0	0.00	1.000	0
Kent Simpson	2	0	2	0	84:34	4	2.84	0.879	0
X-Joni Ortio	7	3	2	0	341:20	18	3.16	0.902	0
Kevin Poulin	4	2	2	0	209:23	16	4.58	0.868	0
Nick Schneider	1	0	1	0	59:18	5	5.06	0.828	0

Bakersfield	GP	G	A	P	+/-	SH	PIM	SH%
Matthew Ford	12	6	9	15	4	37	6	16.2
Ryan Hamilton	11	4	5	9	2	21	12	19.0
Brad Hunt	10	3	6	9	5	28	2	10.7
X-Andrew Miller	8	3	6	9	-2	23	0	13.0
Joey LaLeggia	12	2	7	9	8	25	6	8.0
Anton Slepyshev	10	6	2	8	4	29	4	20.7
Kyle Platzer	8	4	3	7	0	15	0	26.7
Kale Kessy	12	3	2	5	2	11	19	27.3
Marc-Olivier Roy	9	3	2	5	0	13	2	23.1
Jordan Oesterle	9	1	4	5	3	13	2	7.7
Jujhar Khaira	5	1	3	4	2	11	0	9.1
Josh Currie	11	0	4	4	4	17	15	0.00
David Musil	11	0	4	4	5	13	10	0.00
Philip McRae	6	3	0	3	5	12	17	25.0
Rob Klinkhammer	3	2	1	3	-4	7	8	28.6
X-Luke Gazdic	2	1	2	3	3	4	0	25.0
X-Nikita Nikitin	6	1	2	3	-4	16	0	6.3
X-Greg Chase	5	0	3	3	1	6	6	0.00
X-Martin Gernat	5	0	3	3	3	2	2	0.00
Bogdan Yakimov	5	0	3	3	-1	8	0	0.00
Zach Boychuk	2	1	1	2	2	6	4	16.7
Tyler Pitlick	6	0	2	2	-2	8	2	0.00
X-Zack Kassian	2	1	0	1	-2	3	0	33.3
Braden Christoffer	7	0	1	1	-1	5	17	0.00
X-Mark Fayne	2	0	1	1	0	2	4	0.00
Nick Pageau	4	0	1	1	-1	5	0	0.00
Griffin Reinhart	5	0	1	1	-5	5	4	0.00
Dillon Simpson	11	0	1	1	-1	11	8	0.00
Joey Benik	1	0	0	0	0	0	0	--
Ben Betker	1	0	0	0	0	1	5	0.00
X-Kellen Jones	2	0	0	0	0	4	2	0.00
X-Alexis Loiseau	3	0	0	0	0	4	2	0.00
Mitch Moroz	5	0	0	0	0	8	10	0.00
Darnell Nurse	1	0	0	0	0	1	0	0.00
Joshua Winquist	3	0	0	0	-2	1	2	0.00

Bakersfield	GP	W	L	OT	MIN	GA	GAA	SV%	SO
X-Ben Scrivens	2	1	1	0	118:58	5	2.52	0.940	0
Laurent Brossoit	6	4	2	0	357:27	17	2.85	0.925	0
Eetu Laurikainen	2	1	1	0	119:48	7	3.51	0.920	0
Ty Rimmer	2	1	0	1	120:27	9	4.48	0.842	0





# CHARLOTTE CHECKERS



**Building:** Bojangles' Coliseum

**Capacity:** 8,600

**NHL Affiliate:** Carolina Hurricanes

**ECHL Affiliate:** Florida Everblades

**Coached By:** Ulf Samuelsson

**Ownership Group:** MAK Hockey, LLC

**PR Contacts:** Paul Branecky, Nicholas Niedzielski

**Last Year's Record:** 36-32-3-5 (80pts) 5th in CEN

**STK Record vs. CHA:** 0-0-0 GF: 0 GA: 0

**Address:** 210 E. Trade Street  
Charlotte, NC 28202

**Phone:** 704.342.4423

## HOCKEY HISTORY IN CHARLOTTE

Team	League	Type of League	Years
Charlotte Rebels	Eastern Hockey League	Minor Pro	1955-1956
Charlotte Clippers	Eastern Hockey League	Minor Pro	1956-1960
Charlotte Checkers	Eastern Hockey League	Minor Pro	1960-1973
Charlotte Checkers	Southern Hockey League	Minor Pro	1973-1977
Charlotte Checkers	East Coast Hockey League/ECHL	Minor Pro	1993-2010
Charlotte Checkers	American Hockey League	Minor Pro	2010-Present

## HEAT VS. CHARLOTTE 2016-17 MATCH-UPS

Day	Date	Time (PST)	Home	Away	Venue
Wednesday	November 30	7:00 p.m.	Stockton	Charlotte	Stockton Arena
Wednesday	December 7	7:00 p.m.	Stockton	Charlotte	Stockton Arena
Friday	February 10	4:15 p.m.	Charlotte	Stockton	Bojangles' Coliseum
Saturday	February 11	3:00 p.m.	Charlotte	Stockton	Bojangles' Coliseum



# GRAND RAPIDS GRIFFINS



**Building:** Van Andel Arena

**Capacity:** 10,834

**NHL Affiliate:** Detroit Red Wings

**ECHL Affiliate:** Toledo Walleye

**Coached By:** Todd Nelson

**Ownership Group:** Dan DeVos

**PR Contacts:** Randy Cleves, Jason Pearson

**Last Year's Record:** 44-30-1-1 (90pts) 4th in CEN

**STK Record vs. GR:** 0-0-0 **GF:** 0 **GA:** 0

**Address:** 130 West Fulton Suite 111

Grand Rapids, MI 49503

**Phone:** 616.774.4585

## HOCKEY HISTORY IN GRAND RAPIDS

Team	League	Type of League	Years
Grand Rapids Rockets	Eastern Hockey League	Minor Pro	1949-1950
Grand Rapids Rockets	International Hockey League	Minor Pro	1950-1956
Grand Rapids Blades	United States Hockey League	Semi-Professional	1976-1977
Grand Rapids Owls	International Hockey League	Minor Pro	1977-1978
Grand Rapids Owls	International Hockey League	Minor Pro	1978-1980
Grand Rapids Grizzlies	Continental Hockey League	Semi-Professional	1980-1982
Grand Rapids Griffins	International Hockey League	Minor Pro	1996-2001
Grand Rapids Bearcats	North America Hockey League	U.S. Junior A	1998-1999
Grand Rapids Bearcats/Rockets	North America Hockey League	U.S. Junior A	1999-2000
Grand Rapids Griffins	American Hockey League	Minor Pro	2001-Present
Davenport Univ.	American Collegiate Hockey Association	College	2003-2011

## HEAT VS. GRAND RAPIDS 2016-17 MATCH-UPS

Day	Date	Time (PST)	Home	Away	Venue
Saturday	January 28	4:00 p.m.	Grand Rapids	Stockton	Van Andel Arena
Sunday	March 12	4:00 p.m.	Stockton	Grand Rapids	Stockton Arena



# IOWA WILD



**Building:** Wells Fargo Arena

**Capacity:** 15,181

**NHL Affiliate:** Minnesota Wild

**ECHL Affiliate:** Quad City Mallards

**Coached By:** Derek Lalonde

**Ownership Group:** Minnesota Sports and Entertainment

**PR Contacts:** Josh Fisher

**Last Year's Record:** 24-41-5-6 (59pts) 8th in CEN

**STK Record vs. IA:** 2-0-0 **GF:** 12 **GA:** 5

**Address:** 233 Center Street

Des Moines, IA 50309

**Phone:** 515.564.8700

## HOCKEY HISTORY IN DES MOINES

Team	League	Type of League	Years
Des Moines Ice Hawks	Central Hockey League	Semi-Professional	1958-1961
Des Moines Oak Leafs	United States Hockey League	Semi-Professional	1961-1963
Des Moines Oak Leafs	International Hockey League	Minor Pro	1963-1972
Des Moines Capitols	International Hockey League	Minor Pro	1972-1975
Des Moines Buccaneers	United States Hockey League	U.S. Junior A	1980-2016
Iowa Stars	American Hockey League	Minor Pro	2005-2008
Iowa Chops	American Hockey League	Minor Pro	2008-2009
Iowa Wild	American Hockey League	Minor Pro	2013-Present



# HEAT VS. WILD

2015-16 Record: Overall: 2-0-0-0 | Home: 1-0-0-0 | Away: 1-0-0-0

ALL TIME: 2-0-0-0; at Stockton 1-0-0-0; at Iowa 1-0-0-0

LAST WIN: in STOCKTON, Jan. 17, 2016  
in Iowa, Mar. 17, 2016

LAST OVERTIME: in STOCKTON, n/a  
in Iowa, n/a

LAST SHOOTOUT: in STOCKTON, n/a  
in Iowa, n/a

## HEAT VS. IOWA 2015-16 MATCH-UPS

Date	Home	Away	Att.	GW Goal	Goaltenders
Jan. 17, 2016	Stockton	Iowa	4	AUSTIN CARROLL	ORTIO/Irving
Mar. 18, 2016	Iowa	Stockton	5	HUNTER SMITH	POULIN/Irving

## HEAD TO HEAD STATS

\*Overtime ^Shootout

15-16 Head to Head	GP	W	L	OTL	SOL	PTS	PTS %	GF	GA	PPG	SHG	PIM
STOCKTON	2	2	0	0	0	4	1.000	12	5	5	0	42
Iowa	2	0	2	0	0	0	0.000	5	12	3	0	72

All-Time Head to Head	GP	W	L	OTL	SOL	PTS	PTS %	GF	GA	PPG	SHG	PIM
STOCKTON	2	2	0	0	0	4	1.000	12	5	5	0	42
Iowa	2	0	2	0	0	0	0.000	5	12	3	0	72

## GOALS & SHOTS BY PERIOD

15-16 Goals-Shots By Period	1st	2nd	3rd	OT	Total	PCT
STOCKTON	4-26	4-24	4-20	0-0	12-70	17.1
Iowa	1-11	1-16	3-22	0-0	5-49	10.2

All-Time Goals-Shots By Period	1st	2nd	3rd	OT	Total	PCT
STOCKTON	6-146	10-147	22-160	1-2	39-455	8.6
Iowa	14-126	18-134	13-117	0-0	45-377	11.9

## POWER PLAY

15-16 Power Play	Home			Road			Overall		
	ADV	PPG	PCT	ADV	PPG	PCT	ADV	PPG	PCT
STOCKTON	6	3	50.0	4	2	50.0	10	5	50.0
Iowa	6	1	16.7	4	2	50.0	10	3	30.0

All Time Power Play	Home			Road			Overall		
	ADV	PPG	PCT	ADV	PPG	PCT	ADV	PPG	PCT
STOCKTON	6	3	50.0	4	2	50.0	10	5	50.0
Iowa	6	1	16.7	4	2	50.0	10	3	30.0



# VS. IOWA WILD 2015-16

Stockton	GP	G	A	P	+/-	SH	PIM	SH%
X-Derek Grant	2	3	3	6	3	10	0	30.0
Kenny Agostino	2	2	2	4	1	6	0	33.3
Emile Poirier	2	1	3	4	0	4	2	25.0
Austin Carroll	2	1	1	2	2	3	2	33.3
Hunter Smith	2	1	1	2	2	4	7	25.0
Turner Elson	1	1	0	1	2	4	5	25.0
Brett Kulak	2	1	0	1	2	5	2	20.0
Drew Shore	2	1	0	1	0	4	0	25.0
Dustin Stevenson	2	1	0	1	1	5	7	20.0
Morgan Klimchuk	2	0	1	1	1	1	2	0.00
Kenney Morrison	2	0	1	1	2	2	2	0.00
Mason Raymond	1	0	1	1	0	6	0	0.00
Hunter Shinkaruk	1	0	1	1	0	3	0	0.00
Pat Sieloff	2	0	1	1	1	2	0	0.00
Bryce Van Brabant	2	0	1	1	2	2	0	0.00
Tyler Wotherspoon	1	0	1	1	1	1	0	0.00
Bill Arnold	1	0	0	0	0	0	4	--
Ryan Culkin	1	0	0	0	1	1	0	0.00
Freddie Hamilton	1	0	0	0	2	0	2	0.00
Garnet Hathaway	1	0	0	0	0	2	0	0.00
X-Mitchell Heard	1	0	0	0	1	0	7	--
Aaron Johnson	1	0	0	0	0	1	0	0.00
Oliver Kylington	1	0	0	0	1	1	0	0.00
X-Jakub Nakladal	1	0	0	0	1	3	0	0.00

Stockton	GP	W	L	OT	MIN	GA	GAA	SV%	SO
Kevin Poulin	1	1	0	0	60:00	1	1.00	0.952	0
X-Joni Ortio	1	1	0	0	59:39	4	4.02	0.857	0

Iowa	GP	G	A	P	+/-	SH	PIM	SH%
X-Grayson Downing	2	2	2	4	0	5	0	40.0
X-Jordan Schroeder	1	1	2	3	0	4	0	25.0
Marc Hagel	2	1	1	2	1	7	0	14.3
X-Zack Mitchell	1	1	1	2	-3	3	0	33.3
X-Christian Folin	2	0	2	2	-3	3	0	0.00
Christoph Bertschy	2	0	1	1	-1	5	4	0.00
Scott Sabourin	1	0	0	0	-1	1	5	0.00
Conor Allen	1	0	0	0	-1	0	0	0.00
Colton Beck	2	0	0	0	-3	2	0	0.00
Rob Bordson	2	0	0	0	-1	3	0	0.00
X-Brady Brassart	1	0	0	0	0	0	4	--
Brett Bulmer	2	0	0	0	-1	2	9	0.00
Joe Finley	2	0	0	0	-2	1	0	0.00
Maxime Fortunus	2	0	0	0	0	2	0	0.00
X-Kurtis Gabriel	2	0	0	0	-2	0	17	--
X-Guillaume Gelinas	1	0	0	0	-1	3	0	0.00
X-Tyler Graovac	2	0	0	0	-4	1	12	0.00
Dylan Labbe	1	0	0	0	0	2	0	0.00
Gustav Olofsson	1	0	0	0	-1	2	0	0.00
X-Zach Palmquist	2	0	0	0	1	3	2	0.00
X-Mike Reilly	1	0	0	0	-2	0	2	--
X-Tyson Strachan	2	0	0	0	-1	0	15	--
X-Brett Sutter	1	0	0	0	-4	0	2	--

Iowa	GP	W	L	OT	MIN	GA	GAA	SV%	SO
Leland Irving	2	0	2	0	118:57	11	5.55	0.841	0



# MANITOBA MOOSE



**Building:** MTS Centre

**Capacity:** 8,812

**NHL Affiliate:** Winnipeg Jets

**ECHL Affiliate:** Tulsa Oilers

**Coached By:** Pascal Vincent

**Ownership Group:** True North Sports & Entertainment

**PR Contacts:** Chris White

**Last Year's Record:** 26-41-4-5 (61pts) 7th in CEN

**STK Record vs. MB:** 2-2-0 **GF:** 7 **GA:** 9

**Address:** 300 Portage Avenue

Winnipeg, Manitoba, Canada R3C 5S4

**Phone:** 204.987.7825

## HOCKEY HISTORY IN WINNIPEG

Team	League	Type of League	Years
Winnipeg Maroons	American Hockey Association	Minor Pro	1926-1928
31 Various Teams	Manitoba Junior Hockey League	Canadian Junior A	1934-Present
Winnipeg Warriors	Western Hockey League	Minor Pro	1955-1961
Winnipeg Jets	Western Canada Junior Hockey League	Major Junior	1967-1968
Winnipeg Jets	World Hockey Association	Major League	1972-1979
Winnipeg Clubs	Western Canada Hockey League	Major Junior	1973-1976
Winnipeg Monarchs	Western Canada Hockey League	Major Junior	1976-1977
Winnipeg Jets	National Hockey League	Major League	1979-1996
Winnipeg Warriors	Western Hockey League	Major Junior	1980-1984
Manitoba Moose	International Hockey League	Minor Pro	1996-2001
Manitoba Moose	American Hockey League	Minor Pro	2001-2011
Winnipeg Blues*	Manitoba Junior Hockey League	Canadian Junior A	2010-Present
Winnipeg Jets	National Hockey League	Major League	2011-Present
Manitoba Moose	American Hockey League	Minor Pro	2015-Present

\*included in the 31 MJHL teams



# HEAT VS. MOOSE

2015-16 Record: Overall: 2-2-0-0 | Home: 2-0-0-0 | Away: 0-2-0-0

ALL TIME: 2-2-0-0; at Stockton 2-0-0-0; at Manitoba 0-2-0-0

LAST WIN: in STOCKTON, Jan. 23, 2016  
in Manitoba, n/a

LAST OVERTIME: in STOCKTON Jan. 23, 2016; GWG: Aaron Johnson 0:35 in  
in Manitoba, n/a

LAST SHOOTOUT: in Stockton, Jan. 22, 2016; GWG: Derek Grant  
in Manitoba, n/a

## HEAT VS. MANITOBA 2015-16 MATCH-UPS

Date	Home	Away	Att.	GW Goal	Goaltenders
Jan. 22, 2016	Stockton	2 Manitoba	1^	4329	DEREK GRANT (SOW)
Jan. 23, 2016	Stockton	3 Manitoba	2*	7883	AARON JOHNSON (OT)
Mar. 21, 2016	Manitoba	3 Stockton	0	5698	Brenden Kichton
Mar. 23, 2016	Manitoba	3 Stockton	2	5384	John Albert

\*Overtime ^Shootout

## HEAD TO HEAD STATS

15-16 Head to Head	GP	W	L	OTL	SOL	PTS	PTS %	GF	GA	PPG	SHG	PIM
STOCKTON	4	2	2	0	0	4	0.500	7	9	1	1	65
Manitoba	4	2	0	1	1	6	0.750	9	7	3	0	57

All-Time Head to Head	GP	W	L	OTL	SOL	PTS	PTS %	GF	GA	PPG	SHG	PIM
STOCKTON	4	2	2	0	0	4	0.500	7	9	1	1	65
Manitoba	4	2	0	1	1	6	0.750	9	7	3	0	57

## GOALS & SHOTS BY PERIOD

15-16 Goals-Shots By Period	1st	2nd	3rd	OT	Total	PCT
STOCKTON	0-43	3-47	2-46	1-5	6-142	4.2
Manitoba	2-42	5-36	2-29	0-6	9-113	8.0

All-Time Goals-Shots By Period	1st	2nd	3rd	OT	Total	PCT
STOCKTON	0-43	3-47	2-46	1-5	6-142	4.2
Manitoba	2-42	5-36	2-29	0-6	9-113	8.0

## POWER PLAY

15-16 Power Play	Home			Road			Overall		
	ADV	PPG	PCT	ADV	PPG	PCT	ADV	PPG	PCT
STOCKTON	10	1	10.0	8	0	0.00	18	1	5.56
Manitoba	8	1	12.5	9	2	22.2	17	3	17.6

All Time Power Play	Home			Road			Overall		
	ADV	PPG	PCT	ADV	PPG	PCT	ADV	PPG	PCT
STOCKTON	10	1	10.0	8	0	0.00	18	1	5.56
Manitoba	8	1	12.5	9	2	22.2	17	3	17.6



# VS. MANITOBA MOOSE

## 2015-16

Stockton	GP	G	A	P	+/-	SH	PIM	SH%
Kenny Agostino	4	2	0	2	0	15	0	13.3
Aaron Johnson	2	1	1	2	2	4	2	25.0
X-Derek Grant	4	0	2	2	-1	11	2	0.00
Freddie Hamilton	2	0	2	2	1	6	0	0.00
Garnet Hathaway	2	1	0	1	0	5	0	20.0
X-Mitchell Heard	1	1	0	1	1	1	7	100.0
Emile Poirier	4	1	0	1	-3	7	8	14.3
Brett Kulak	4	0	1	1	0	7	2	0.00
Drew Shore	4	0	1	1	1	11	2	0.00
Pat Sieloff	4	0	1	1	-2	5	6	0.00
Hunter Smith	4	0	1	1	1	6	5	0.00
Bill Arnold	2	0	0	0	-2	3	0	0.00
Austin Carroll	4	0	0	0	-1	5	9	0.00
Ryan Culkin	2	0	0	0	0	0	0	--
Turner Elson	4	0	0	0	-1	12	0	0.00
Morgan Klimchuk	4	0	0	0	0	8	2	0.00
Oliver Kylington	4	0	0	0	0	1	2	0.00
Kenney Morrison	2	0	0	0	-1	4	2	0.00
X-Jakub Nakladal	2	0	0	0	-1	10	0	0.00
Colton Orr	1	0	0	0	0	2	10	0.00
Blair Riley	3	0	0	0	0	3	2	0.00
Hunter Shinkaruk	2	0	0	0	-1	3	2	0.00
Dustin Stevenson	2	0	0	0	-1	2	0	0.00
Bryce Van Brabant	3	0	0	0	-1	3	0	0.00
Tyler Wotherspoon	2	0	0	0	0	4	2	0.00

Stockton	GP	W	L	OT	MIN	GA	GAA	SV%	SO
Kevin Poulin	4	2	2	0	244:05	9	2.21	0.920	0

Manitoba	GP	G	A	P	+/-	SH	PIM	SH%
Brenden Kichton	4	3	1	4	0	7	2	42.9
John Albert	4	1	3	4	2	18	0	5.6
Patrice Cormier	2	0	3	3	2	4	0	0.00
Darren Kramer	4	2	0	2	1	7	5	28.6
Ben Walker	2	0	2	2	0	1	0	0.00
Jake Baker	2	1	0	1	-1	5	4	20.0
X-Matt Fraser	2	1	0	1	0	8	2	12.5
Scott Kosmachuk	2	1	0	1	-1	5	0	20.0
Austen Brassard	4	0	1	1	-1	3	9	0.00
Chase De Leo	2	0	1	1	-1	11	2	0.00
X-Brant Harris	2	0	1	1	1	4	0	0.00
Aaron Harstad	2	0	1	1	2	1	2	0.00
Jimmy Lodge	3	0	1	1	1	3	0	0.00
Andrew MacWilliam	4	0	1	1	1	1	4	0.00
Josh Morrissey	2	0	1	1	0	1	2	0.00
Ryan Olsen	4	0	1	1	-1	6	17	0.00
X-Nic Petan	1	0	1	1	1	1	0	0.00
X-Darik Angeli	2	0	0	0	0	4	0	0.00
Axel Blomqvist	3	0	0	0	0	2	0	0.00
X-Justin Breton	1	0	0	0	0	2	0	0.00
Dan DeSalvo	2	0	0	0	0	2	0	0.00
Jiri Fronk	3	0	0	0	1	4	2	0.00
X-Jay Harrison	1	0	0	0	0	2	0	0.00
Jan Kostalek	1	0	0	0	0	0	0	--
X-Julian Melchiori	3	0	0	0	0	2	2	0.00
X-Paul Postma	2	0	0	0	-2	1	2	0.00
Thomas Raffl	2	0	0	0	0	4	0	0.00
Brennan Serville	2	0	0	0	2	1	2	0.00
Peter Stoykewych	1	0	0	0	0	0	2	--
Tyson Wilson	1	0	0	0	-1	2	0	0.00
X-Kelly Zajac	2	0	0	0	1	1	0	0.00

Manitoba	GP	W	L	OT	MIN	GA	GAA	SV%	SO
Eric Comrie	1	0	0	1	65:00	1	0.920	0.980	0
Connor Hellebuyck	2	2	0	0	120:00	2	1.00	0.955	1
X-Jussi Olkinuora	1	0	0	1	60:30	3	2.98	0.936	0





# MILWAUKEE ADMIRALS



**Building:** UW-Milwaukee Panther Arena

**Capacity:** 9,652

**NHL Affiliate:** Nashville Predators

**ECHL Affiliate:** Cincinnati Cyclones

**Coached By:** Dean Evason

**Ownership Group:** Group Headed by Harris Turer

**PR Contacts:** Charlie Larson

**Last Year's Record:** 48-23-3-2 (101pts) 1st in CEN

**STK Record vs. MIL:** 0-0-0 **GF:** 0 **GA:** 0

**Address:** 1001 N. 4th Street

Milwaukee, WI 53203

**Phone:** 414.227.0550

## HOCKEY HISTORY IN MILWAUKEE

Team	League	Type of League	Years
Marquette University	National Collegiate Athletic Association	College	1926-1930
Milwaukee Clarks	International Hockey League	Minor Pro	1948-1949
Milwaukee Clarks	Eastern Hockey League	Minor Pro	1949-1950
Milwaukee Sea Gulls	United States Hockey League	Minor Pro	1950-1951
Milwaukee Chiefs	International Hockey League	Minor Pro	1952-1954
Milwaukee Falcons	International Hockey League	Minor Pro	1959-1961
Milwaukee Metros	United States Hockey League	Semi-Professional	1961-1962
Milwaukee Admirals	Independent Team	Semi-Professional	1970-1973
Milwaukee Wings	Continental Hockey League	Semi-Professional	1972-1973
Milwaukee Admirals	United States Hockey League	Semi-Professional	1973-1977
U. of Wisconsin-Mil	National Collegiate Athletic Association	College	1975-1976
Milwaukee Admirals	International Hockey League	Minor Pro	1977-2001
Milwaukee School of Engineering	NCAA-Midwest Collegiate Hockey Ass.	College	1998-2013
Milwaukee Admirals	American Hockey League	Minor Pro	2001-Present

## HEAT VS. MILWAUKEE 2016-17 MATCH-UPS

Day	Date	Time (PST)	Home	Away	Venue
Saturday	January 7	7:30 p.m.	Stockton	Milwaukee	Stockton Arena
Friday	January 27	5:00 p.m.	Milwaukee	Stockton	UW-Milwaukee Panther Arena



# ONTARIO REIGN



**Building:** Citizens Business Bank Arena

**Capacity:** 11,089

**NHL Affiliate:** Los Angeles Kings

**ECHL Affiliate:** Manchester Monarchs

**Coached By:** Mike Stothers

**Ownership Group:** Anschutz Entertainment Group

**PR Contacts:** Joey Zakrzewski

**Last Year's Record:** 44-19-4-1 (93pts) 1st in PAC

**STK Record vs. ONT:** 5-7-0 **GF:** 23 **GA:** 34

**Address:** 4000 E. Ontario Center Parkway  
Ontario, CA 91764

**Phone:** 909.941.7825

## HOCKEY HISTORY IN ONTARIO

Team	League	Type of League	Years
Ontario Canucks	California Hockey League	Semi-Professional	1958-1959
Ontario Reign	ECHL	Minor Pro	2008-2015
Ontario Avalanche	Western States Hockey League	Tier II Junior	2012-2013
Ontario Reign	American Hockey League	Minor Pro	2015-Present

## HEAT VS. ONTARIO 2016-17 MATCH-UPS

Day	Date	Time (PST)	Home	Away	Venue
Friday	November 18	7:30 p.m.	Stockton	Ontario	Stockton Arena
Wednesday	November 23	7:00 p.m.	Ontario	Stockton	Citizens Business Bank Arena
Wednesday	December 14	7:00 p.m.	Ontario	Stockton	Citizens Business Bank Arena
Friday	December 30	7:30 p.m.	Stockton	Ontario	Stockton Arena
Saturday	December 31	6:00 p.m.	Ontario	Stockton	Citizens Business Bank Arena
Wednesday	March 1	7:00 p.m.	Stockton	Ontario	Stockton Arena
Friday	March 3	7:00 p.m.	Ontario	Stockton	Citizens Business Bank Arena
Wednesday	April 12	7:00 p.m.	Stockton	Ontario	Stockton Arena



# HEAT VS. REIGN

2015-16 Record: Overall: 5-7-0-0 | Home: 3-3-0-0 | Away: 2-4-0-0

ALL TIME: 5-7-0-0; at Stockton 3-3-0-0; at Ontario 2-4-0-0

LAST WIN: in STOCKTON, Apr. 1, 2016  
in Ontario, Mar. 26, 2016

LAST OVERTIME: in STOCKTON, Jan. 27, 2016; GWG: Derek Grant 0:30 in  
in Ontario, n/a

LAST SHOOTOUT: in Stockton, n/a  
in Ontario, n/a

## HEAT VS. ONTARIO 2015-16 MATCH-UPS

Date	Home	Away	Att.	GW Goal	Goaltenders
Nov. 7, 2015	Stockton	0 Ontario	4	5276	Sean Backman <i>Simpson-Hartzell/BUDAJ</i>
Nov. 25, 2015	Ontario	2 Stockton	1	7052	Adrian Kempe Simpson/BUDAJ
Dec. 29, 2015	Stockton	1 Ontario	2	3989	Jonny Brodzinski Ortio/BUDAJ
Dec. 31, 2015	Ontario	1 Stockton	4	8646	<b>EMILE POIRIER</b> ORTIO/Budaj
Jan. 8, 2016	Ontario	6 Stockton	1	7755	Andrew Crescenzi Ortio/BUDAJ
Jan. 27, 2016	Stockton	2 Ontario	1*	2767	<b>DEREK GRANT</b> ORTIO/Budaj
Feb. 13, 2016	Stockton	3 Ontario	0	5085	<b>MASON RAYMOND</b> POULIN/Houser
Feb. 17, 2016	Ontario	6 Stockton	1	9491	Michael Mersch <i>Poulin-Simpson/BUDAJ</i>
Mar. 25, 2016	Ontario	4 Stockton	2	9491	Sean Backman Poulin/BUDAJ
Mar. 26, 2016	Ontario	2 Stockton	4	9491	<b>DREW SHORE</b> POULIN/Budaj
Apr. 1, 2016	Stockton	3 Ontario	2	4457	<b>TYLER WOTHERSPOON</b> SCHNEIDER/Budaj
Apr. 6, 2016	Stockton	1 Ontario	4	2635	Nick Ebert Schneider/BUDAJ

\*Overtime ^Shootout

## HEAD TO HEAD STATS

15-16 Head to Head	GP	W	L	OTL	SOL	PTS	PTS %	GF	GA	PPG	SHG	PIM
STOCKTON	12	5	7	0	0	10	0.417	23	34	6	2	215
Ontario	12	7	4	1	0	15	0.625	34	23	8	3	217

All-Time Head to Head	GP	W	L	OTL	SOL	PTS	PTS %	GF	GA	PPG	SHG	PIM
STOCKTON	12	5	7	0	0	10	0.417	23	34	6	2	215
Ontario	12	7	4	1	0	15	0.625	34	23	8	3	217

## GOALS & SHOTS BY PERIOD

15-16 Goals-Shots By Period	1st	2nd	3rd	OT	Total	PCT
STOCKTON	10-104	4-123	8-114	1-1	23-342	6.73
Ontario	9-134	16-142	9-123	0-0	34-399	8.52

All-Time Goals-Shots By Period	1st	2nd	3rd	OT	Total	PCT
STOCKTON	10-104	4-123	8-114	1-1	23-342	6.73
Ontario	9-134	16-142	9-123	0-0	34-399	8.52

## POWER PLAY

15-16 Power Play	Home			Road			Overall		
	ADV	PPG	PCT	ADV	PPG	PCT	ADV	PPG	PCT
STOCKTON	28	4	14.3	25	2	8.0	53	6	11.3
Ontario	22	5	22.7	20	3	15.0	42	8	19.5

All Time Power Play	Home			Road			Overall		
	ADV	PPG	PCT	ADV	PPG	PCT	ADV	PPG	PCT
STOCKTON	28	4	14.3	25	2	8.0	53	6	11.3
Ontario	22	5	22.7	20	3	15.0	42	8	19.5



# VS. ONTARIO REIGN 2015-16

Stockton	GP	G	A	P	+/-	SH	PIM	SH%
Drew Shore	9	4	2	6	1	20	6	20.0
X-Derek Grant	7	3	3	6	-1	24	4	12.5
Bill Arnold	9	2	3	5	0	12	2	16.7
Kenny Agostino	12	1	4	5	-3	18	0	5.6
Turner Elson	12	2	1	3	-6	20	2	10.0
Brett Kulak	12	2	1	3	-6	20	6	10.0
Bryce Van Brabant	11	2	1	3	-6	19	13	10.5
Freddie Hamilton	10	0	3	3	-2	26	4	0.00
Oliver Kylington	9	0	3	3	-1	11	2	0.00
Mason Raymond	2	1	1	2	1	8	0	12.5
Hunter Shinkaruk	2	1	1	2	2	8	0	12.5
Pat Sieloff	9	1	1	2	-4	9	6	11.1
Austin Carroll	7	0	2	2	-2	3	5	0.00
Aaron Johnson	4	0	2	2	-3	8	4	0.00
Garnet Hathaway	8	1	0	1	-5	17	8	5.9
Emile Poirier	11	1	0	1	-4	13	15	7.7
Blair Riley	7	1	0	1	-1	6	30	16.7
Tyler Wotherspoon	10	1	0	1	-4	11	0	9.1
X-Mitchell Heard	7	0	1	1	-1	5	19	0.00
Mark Jankowski	2	0	1	1	0	2	0	0.00
Morgan Klimchuk	11	0	1	1	1	12	2	0.00
Kenney Morrison	8	0	1	1	-3	14	2	0.00
Ryan Culkun	4	0	0	0	1	3	2	0.00
X-Markus Granlund	2	0	0	0	0	2	2	0.00
X-Ryan Lomberg	5	0	0	0	-2	13	16	0.00
X-Jakub Nakladal	6	0	0	0	0	11	4	0.00
Colton Orr	2	0	0	0	0	1	5	0.00
X-Ladislav Smid	1	0	0	0	-1	0	0	--
Hunter Smith	8	0	0	0	-1	7	14	0.00
Dustin Stevenson	9	0	0	0	4	19	36	0.00

Stockton	GP	W	L	OT	MIN	GA	GAA	SV%	SO
X-Eric Hartzell	1	0	0	0	37:54	0	0.00	1.000	0
X-Joni Ortio	4	2	2	0	238:59	10	2.51	0.930	0
Kevin Poulin	4	2	2	0	218:17	11	3.02	0.915	1
Nick Schneider	2	1	1	0	116:24	6	3.09	0.910	0
Kent Simpson	3	0	2	0	99:43	7	4.21	0.833	0

Ontario	GP	G	A	P	+/-	SH	PIM	SH%
Sean Backman	12	5	4	9	2	44	2	11.4
Jonny Brodzinski	12	5	2	7	-1	48	4	10.4
Andrew Crescenzi	11	2	5	7	3	16	12	12.5
Adrian Kempe	9	2	5	7	0	16	4	12.5
Jordan Samuels-Thomas	11	4	2	6	3	19	18	21.1
Nic Dowd	8	1	4	5	2	27	2	3.7
Justin Auger	12	3	1	4	0	19	10	15.8
Michael Mersch	9	3	1	4	3	35	2	8.6
X-Valentin Zykov	8	2	1	3	3	20	0	10.0
Kevin Gravel	9	1	2	3	-3	19	2	5.3
Vincent LoVerde	8	1	2	3	7	6	8	16.7
Kurtis MacDermid	9	1	2	3	3	9	21	11.1
Jeff Schultz	12	1	2	3	4	8	4	12.5
Ryan Horvat	9	0	3	3	4	10	19	0.00
Joel Lowry	8	0	3	3	1	6	16	0.00
Nick Ebert	9	1	1	2	3	16	8	6.3
Derek Forbort	8	1	1	2	5	24	6	4.2
Zach Leslie	9	0	2	2	2	11	6	0.00
Kris Newbury	8	0	2	2	-1	7	19	0.00
Brett Sutter	4	0	2	2	-3	8	4	0.00
Sam Herr	1	1	0	1	1	1	0	100.0
X-Derek Army	2	0	1	1	2	2	4	0.00
Paul Bissonnette	7	0	1	1	0	11	15	0.00
Matt Leitner	4	0	1	1	-1	3	0	0.00
X-Scott Sabourin	3	0	1	1	1	1	7	0.00
X-Derek Arnold	1	0	0	0	0	3	0	0.00
X-Christian Ehrhoff	2	0	0	0	0	3	2	0.00
X-Curt Gogol	2	0	0	0	0	0	16	--
Kevin Raine	9	0	0	0	-3	7	0	0.00

Ontario	GP	W	L	OT	MIN	GA	GAA	SV%	SO
Peter Budaj	11	7	3	1	656:30	18	1.65	0.944	1
Michael Houser	1	0	1	0	59:21	2	2.02	0.889	0



# ROCKFORD ICEHOGS



**Building:** BMO Harris Bank Center

**Capacity:** 5,895

**NHL Affiliate:** Chicago Blackhawks

**ECHL Affiliate:** Indy Fuel

**Coached By:** Ted Dent

**Ownership Group:** City of Rockford

**PR Contacts:** Bob Mills

**Last Year's Record:** 40-22-10-4 (94pts) 3rd in CEN

**STK Record vs. RFD:** 1-1-0 GF: 7 GA: 3

**Address:** 300 Elm Street

Rockford, IL 61101

**Phone:** 815.986.6465

## HOCKEY HISTORY IN ROCKFORD

Team	League	Type of League	Years
Rockford IceHogs	United Hockey League	Minor Pro	1999-2007
Rockford IceHogs	American Hockey League	Minor Pro	2007-Present



# HEAT VS. ICEHOGS

2015-16 Record: Overall: 1-1-0-0 | Home: 1-0-0-0 | Away: 0-1-0-0

ALL TIME: 1-1-0-0; at Stockton 1-0-0-0; at Rockford 0-1-0-0

LAST WIN: in STOCKTON, Oct. 10, 2015

in Rockford, n/a

LAST OVERTIME: in STOCKTON, n/a

in Rockford, n/a

LAST SHOOTOUT: in Stockton, n/a

in Rockford, n/a

## HEAT VS. ROCKFORD 2015-16 MATCH-UPS

Date	Home	Away	Att.	GW Goal	Goaltenders	
Oct. 10, 2015	Stockton	7	Rockford	0	6543 <b>DEREK GRANT</b>	<b>GILLIES/Leighton-Carruth</b>
Jan. 16, 2016	Rockford	3	Stockton	0	5846 Vinnie Hinostroza	Poulin/ <b>LEIGHTON</b>

\*Overtime ^Shootout

## HEAD TO HEAD STATS

15-16 Head to Head	GP	W	L	OTL	SOL	PTS	PTS %	GF	GA	PPG	SHG	PIM
STOCKTON	2	1	1	0	0	2	0.500	7	3	3	0	30
Rockford	2	1	1	0	0	2	0.500	3	7	0	0	32

All-Time Head to Head	GP	W	L	OTL	SOL	PTS	PTS %	GF	GA	PPG	SHG	PIM
STOCKTON	2	1	1	0	0	2	0.500	7	3	3	0	30
Rockford	2	1	1	0	0	2	0.500	3	7	0	0	32

## GOALS & SHOTS BY PERIOD

15-16 Goals-Shots By Period	1st	2nd	3rd	OT	Total	PCT
STOCKTON	4-26	1-12	2-16	0-0	7-54	13.0
Rockford	1-20	0-11	2-17	0-0	3-48	6.3

All-Time Goals-Shots By Period	1st	2nd	3rd	OT	Total	PCT
STOCKTON	4-26	1-12	2-16	0-0	7-54	13.0
Rockford	1-20	0-11	2-17	0-0	3-48	6.3

## POWER PLAY

15-16 Power Play	Home			Road			Overall		
	ADV	PPG	PCT	ADV	PPG	PCT	ADV	PPG	PCT
STOCKTON	7	3	42.9	4	0	0.00	11	3	27.3
Rockford	3	0	0.00	2	0	0.00	5	0	0.00

All Time Power Play	Home			Road			Overall		
	ADV	PPG	PCT	ADV	PPG	PCT	ADV	PPG	PCT
STOCKTON	7	3	42.9	4	0	0.00	11	3	27.3
Rockford	3	0	0.00	2	0	0.00	5	0	0.00



# VS. ROCKFORD ICEHOGS 2015-16

Stockton	GP	G	A	P	+/-	SH	PIM	SH%
Kenny Agostino	2	0	3	3	0	8	2	0.00
X-Derek Grant	1	2	0	2	2	4	0	50.0
X-Markus Granlund	1	1	1	2	2	4	0	25.0
Oliver Kylington	2	1	1	2	0	3	0	33.3
Turner Elson	2	0	2	2	1	6	0	0.00
X-Jakub Nakladal	2	0	2	2	-1	4	2	0.00
Emile Poirier	2	0	2	2	2	2	2	0.00
Bill Arnold	1	1	0	1	0	2	0	50.0
Freddie Hamilton	2	1	0	1	-2	3	0	33.3
Drew Shore	2	1	0	1	-1	4	0	25.0
Aaron Johnson	1	0	1	1	2	1	0	0.00
Pat Sieloff	2	0	1	1	1	2	0	0.00
Tyler Wotherspoon	2	0	1	1	1	0	0	--
Austin Carroll	1	0	0	0	-1	1	0	0.00
Garnet Hathaway	1	0	0	0	-1	0	0	--
Morgan Klimchuk	2	0	0	0	0	2	0	0.00
Brett Kulak	1	0	0	0	-1	0	0	--
X-Ryan Lomberg	1	0	0	0	0	0	0	--
Blair Riley	2	0	0	0	1	1	0	0.00
Hunter Smith	2	0	0	0	0	2	22	0.00
Dustin Stevenson	2	0	0	0	0	3	2	0.00
Bryce Van Brabant	2	0	0	0	-1	2	0	0.00

Rockford	GP	G	A	P	+/-	SH	PIM	SH%
X-Viktor Svedberg	1	0	2	2	3	1	6	0.00
Vinnie Hinostroza	2	1	0	1	-1	5	0	20.0
Pierre-Cedric Labrie	2	1	0	1	2	3	0	33.3
Ville Pokka	2	1	0	1	2	5	0	20.0
Mark McNeill	2	0	1	1	1	2	0	0.00
Garret Ross	2	0	1	1	0	1	0	0.00
X-Marko Dano	2	0	0	0	-1	1	0	0.00
Chris DeSousa	1	0	0	0	0	1	5	0.00
Jake Dowell	1	0	0	0	0	1	0	0.00
Kirill Gotovets	2	0	0	0	-2	1	0	0.00
X-Erik Gustafsson	1	0	0	0	0	0	2	--
Ryan Haggerty	2	0	0	0	-2	6	0	0.00
Ryan Hartman	2	0	0	0	0	4	10	0.00
Tanner Kero	2	0	0	0	0	4	0	0.00
Mike Liambas	1	0	0	0	0	1	5	0.00
X-Brandon Mashinter	1	0	0	0	-2	0	0	--
X-Jeremy Morin	1	0	0	0	2	2	2	0.00
X-Daniel Paille	2	0	0	0	2	4	0	0.00
Dennis Rasmussen	1	0	0	0	-1	2	0	0.00
X-Dennis Robertson	2	0	0	0	-2	1	0	0.00
Cameron Schilling	2	0	0	0	-2	1	2	0.00
Nolan Valleau	2	0	0	0	-1	2	0	0.00

Stockton	GP	W	L	OT	MIN	GA	GAA	SV%	SO
Jon Gillies	1	0	0	0	59:18	0	0.00	1.000	1
Kevin Poulin	1	0	1	0	59:07	2	2.03	0.929	0

Rockford	GP	W	L	OT	MIN	GA	GAA	SV%	SO
X-Michael Leighton	2	1	1	0	74:33	4	3.22	0.892	1
Mac Carruth	1	0	0	0	45:25	3	3.96	0.824	0



# SAN ANTONIO RAMPAGE



**Building:** AT&T Center  
**Capacity:** 6,374 (lower bowl)  
**NHL Affiliate:** Colorado Avalanche  
**ECHL Affiliate:** Fort Wayne Komets  
**Coached By:** Eric Veilleux  
**Ownership Group:** Spurs Sports & Entertainment

**PR Contacts:** Ashleigh Pannell  
**Last Year's Record:** 33-35-8-0 (74pts) 7th in PAC  
**STK Record vs. SA:** 4-1-1 **GF:** 22 **GA:** 17  
**Address:** One AT&T Center  
 San Antonio, Texas 78219  
**Phone:** 210.444.5554

## HOCKEY HISTORY IN SAN ANTONIO

Team	League	Type of League	Years
San Antonio Iguanas	Central Hockey League	Minor Pro	1994-1997
San Antonio Dragons	International Hockey League	Minor Pro	1996-1998
San Antonio Iguanas	Central Hockey League	Minor Pro	1998-2002
San Antonio Rampage	American Hockey League	Minor Pro	2002-Present
San Antonio Diablos	Western States Hockey League	Tier II Junior	2005-2010

## HEAT VS. SAN ANTONIO 2016-17 MATCH-UPS

Day	Date	Time (PST)	Home	Away	Venue
Friday	November 11	7:30 p.m.	Stockton	San Antonio	Stockton Arena
Saturday	November 12	7:30 p.m.	Stockton	San Antonio	Stockton Arena
Friday	March 31	5:30 p.m.	San Antonio	Stockton	AT&T Center
Saturday	April 1	5:00 p.m.	San Antonio	Stockton	AT&T Center





# HEAT VS. RAMPAGE

2015-16 Record: Overall: 4-1-0-1 | Home: 3-0-0-0 | Away: 1-1-0-1

ALL TIME: 4-1-0-1; at Stockton 3-0-0-0; at San Antonio 1-1-0-1

LAST WIN: in STOCKTON, Feb 28, 2016  
in San Antonio, Dec. 10, 2015

LAST OVERTIME: in STOCKTON, n/a  
in San Antonio, n/a

LAST SHOOTOUT: in Stockton n/a  
in San Antonio Nov. 13, 2015; GWG: Joey Hishon (SA)

## HEAT VS. SAN ANTONIO 2015-16 MATCH-UPS

Date	Home	Away	Att.	GW Goal	Goaltenders
Oct. 24, 2015	San Antonio	Stockton	1	6727	Sam Henley
Nov. 13, 2015	San Antonio	Stockton	4^	6359	Joey Hishon
Dec. 10, 2015	San Antonio	Stockton	3	2918	EMILE POIRIER
Jan. 13, 2016	Stockton	San Antonio	2	2818	FREDDIE HAMILTON
Feb. 14, 2016	Stockton	San Antonio	1	3309	KENNY AGOSTINO
Feb. 28, 2016	Stockton	San Antonio	2	4677	TURNER ELSON

\*Overtime ^Shootout

## HEAD TO HEAD STATS

15-16 Head to Head	GP	W	L	OTL	SOL	PTS	PTS %	GF	GA	PPG	SHG	PIM
STOCKTON	6	4	1	0	1	9	0.750	22	17	6	1	85
San Antonio	6	2	4	0	0	4	0.333	17	22	2	2	113

All-Time Head to Head	GP	W	L	OTL	SOL	PTS	PTS %	GF	GA	PPG	SHG	PIM
STOCKTON	6	4	1	0	1	9	0.750	22	17	6	1	85
San Antonio	6	2	4	0	0	4	0.333	17	22	2	2	113

## GOALS & SHOTS BY PERIOD

15-16 Goals-Shots By Period	1st	2nd	3rd	OT	Total	PCT
STOCKTON	4-79	9-81	9-70	0-6	22-236	9.3
San Antonio	7-57	6-69	3-57	0-3	16-186	8.6

All-Time Goals-Shots By Period	1st	2nd	3rd	OT	Total	PCT
STOCKTON	4-79	9-81	9-70	0-6	22-236	9.3
San Antonio	7-57	6-69	3-57	0-3	16-186	8.6

## POWER PLAY

15-16 Power Play	Home			Road			Overall		
	ADV	PPG	PCT	ADV	PPG	PCT	ADV	PPG	PCT
STOCKTON	14	4	28.6	16	2	12.5	30	6	20.0
San Antonio	13	1	7.7	13	1	7.7	26	2	7.7

All Time Power Play	Home			Road			Overall		
	ADV	PPG	PCT	ADV	PPG	PCT	ADV	PPG	PCT
STOCKTON	14	4	28.6	16	2	12.5	30	6	20.0
San Antonio	13	1	7.7	13	1	7.7	26	2	7.7



# VS. SAN ANTONIO RAMPAGE 2015-16

Stockton	GP	G	A	P	+/-	SH	PIM	SH%
Freddie Hamilton	6	6	4	10	-2	29	0	20.7
Kenny Agostino	6	3	7	10	1	11	4	27.3
Turner Elson	6	2	4	6	1	18	13	11.1
Emile Poirier	6	2	3	5	1	20	4	10.0
Garnet Hathaway	5	1	4	5	2	13	4	7.7
Bill Arnold	4	2	1	3	0	6	2	33.3
X-Markus Granlund	2	2	1	3	0	10	2	20.0
Drew Shore	6	1	2	3	-4	17	4	5.9
X-Derek Grant	2	1	1	2	2	10	0	10.0
Mason Raymond	2	0	2	2	0	8	2	0.00
Dustin Stevenson	3	0	2	2	-1	4	4	0.00
Bryce Van Brabant	6	0	2	2	1	12	0	0.00
Aaron Johnson	3	1	0	1	1	5	2	20.0
Morgan Klimchuk	4	1	0	1	1	9	0	11.1
Austin Carroll	5	0	1	1	2	5	14	0.00
Brett Kulak	4	0	1	1	0	4	4	0.00
Oliver Kylington	3	0	1	1	1	4	2	0.00
Kenney Morrison	5	0	1	1	0	12	2	0.00
Blair Riley	4	0	1	1	0	9	7	0.00
Hunter Smith	4	0	1	1	2	2	2	0.00
Ryan Culkin	2	0	0	0	1	0	0	--
X-Mitchell Heard	1	0	0	0	-1	2	0	0.00
X-Ryan Lomberg	1	0	0	0	-1	1	0	0.00
X-Jakub Nakladal	3	0	0	0	1	11	4	0.00
Colton Orr	1	0	0	0	0	0	0	--
Hunter Shinkaruk	1	0	0	0	0	3	0	0.00
Pat Sieloff	6	0	0	0	1	5	7	0.00
X-Mike Vernace	1	0	0	0	0	1	0	0.00
X-Gabriel Verpaelst	1	0	0	0	2	2	0	0.00
Tyler Wotherspoon	5	0	0	0	-2	3	2	0.00

Stockton	GP	W	L	OT	MIN	GA	GAA	SV%	SO
X-Karri Ramo	1	0	0	0	20:00	0	0.00	1.000	0
X-Joni Ortio	1	1	0	0	59:55	2	2.00	0.920	0
Kevin Poulin	4	3	0	1	244:36	9	2.21	0.931	0
Jon Gillies	1	0	1	0	40:00	5	7.50	0.800	0

San Antonio	GP	G	A	P	+/-	SH	PIM	SH%
Andrew Agozzino	4	2	3	5	-1	10	4	20.0
Mikko Rantanen	5	2	2	4	0	19	4	10.5
X-Colin Smith	5	3	0	3	-1	13	2	23.1
X-Marc-Andre Cliche	4	2	1	3	0	8	0	25.0
X-Chris Bigras	3	1	2	3	3	3	0	33.3
X-Nikita Zadorov	4	1	2	3	-3	13	9	7.7
Dennis Everberg	3	2	0	2	-1	6	2	33.3
Sam Henley	5	1	1	2	1	6	2	16.7
Reid Petryk	6	1	1	2	0	4	0	25.0
Patrick Bordeleau	5	0	2	2	-3	4	6	0.00
X-Troy Bourke	5	0	2	2	1	7	0	0.00
X-Mason Geertsen	3	0	2	2	2	4	5	0.00
Joey Hishon	5	0	2	2	0	9	18	0.00
X-Garrett Thompson	2	1	0	1	-1	6	0	16.7
X-Cody Corbett	2	0	1	1	-2	3	0	0.00
Maxim Noreau	5	0	1	1	0	12	2	0.00
X-Zach Redmond	1	0	1	1	2	3	2	0.00
Borna Rendulic	6	0	1	1	-3	8	17	0.00
Ben Street	1	0	1	1	2	3	0	0.00
X-Trevor Cheek	3	0	0	0	-1	4	4	0.00
Mat Clark	6	0	0	0	-3	2	2	0.00
Nick Drazenovic	3	0	0	0	1	7	2	0.00
Brandon Gormley	3	0	0	0	-3	5	0	0.00
Nate Guenin	1	0	0	0	0	4	0	0.00
X-Hubert Labrie	5	0	0	0	0	6	7	0.00
Daniel Maggio	3	0	0	0	-1	2	9	0.00
X-Andreas Martinsen	1	0	0	0	0	1	0	0.00
Michael Schumacher	6	0	0	0	-2	8	4	0.00
Duncan Siemens	3	0	0	0	1	5	10	0.00

San Antonio	GP	W	L	OT	MIN	GA	GAA	SV%	SO
X-Calvin Pickard	2	1	1	0	119:04	4	2.02	0.941	0
Roman Will	2	1	1	0	122:43	7	3.42	0.913	0
X-Spencer Martin	2	0	2	0	119:43	10	5.01	0.885	0



# SAN DIEGO GULLS

**Building:** Valley View Casino Center

**Capacity:** 12,920

**NHL Affiliate:** Anaheim Ducks

**ECHL Affiliate:** Utah Grizzlies

**Coached By:** Dallas Eakins

**Ownership Group:** Henry & Susan Samuelli

**PR Contacts:** Steven Brown

**Last Year's Record:** 39-23-4-2 (84pts) 2nd in PAC

**STK Record vs. SD:** 6-5-1 **GF:** 35 **GA:** 37

**Address:** 3500 Sports Arena Blvd.

San Diego, California 92110

**Phone:** 619.359.4730

## HOCKEY HISTORY IN SAN DIEGO

Team	League	Type of League	Years
San Diego Boat Club	Southern California Hockey Association	Senior Amateur	1940-1941
San Diego Skyhawks	Sothern California Hockey Association	Senior Amateur	1942-1944
San Diego Skyhawks	Pacific Coast Hockey League	Minor Pro	1944-1950
San Diego Skyhawks	California Hockey League	Semi-Professional	1960-1962
San Diego Gulls	Western Hockey League	Minor Pro	1966-1974
San Diego Mariners	World Hockey Association	Major League	1974-1977
San Diego Mariners	Pacific Hockey League	Minor Pro	1977-1978
San Diego Hawks	Pacific Hockey League	Minor Pro	1978-1979
U.S. International Uni.	National Collegiate Athletic Association	College - Division I	1979-1988
San Diego Gulls	International Hockey League	Minor Pro	1990-1995
San Diego Surf	Pacific Southwest Hockey League	Senior Amateur	1992-1993
San Diego Gulls	West Coast Hockey League	Minor Pro	1995-2003
San Diego Surf	Western States Hockey League	Tier II Junior	2001-2008
San Diego Gulls	ECHL	Minor Pro	2003-2006
San Diego Gulls	Western States Hockey League	Tier II Junior	2008-2015
San Diego Gulls	American Hockey League	Minor Pro	2015-Present
San Diego Sabers	Western States Hockey League	Tier II Junior	2015-Present

## HEAT VS. SAN DIEGO 2016-17 MATCH-UPS

Day	Date	Time (PST)	Home	Away	Venue
Wednesday	October 26	7:00 p.m.	San Diego	Stockton	Valley View Casino Center
Friday	November 4	7:30 p.m.	Stockton	San Diego	Stockton Arena
Saturday	November 5	7:30 p.m.	Stockton	San Diego	Stockton Arena
Friday	December 2	7:30 p.m.	Stockton	San Diego	Stockton Arena
Saturday	December 3	7:30 p.m.	Stockton	San Diego	Stockton Arena
Friday	December 16	7:00 p.m.	San Diego	Stockton	Valley View Casino Center
Saturday	December 17	7:00 p.m.	San Diego	Stockton	Valley View Casino Center
Wednesday	January 11	7:00 p.m.	San Diego	Stockton	Valley View Casino Center
Wednesday	March 15	7:00 p.m.	San Diego	Stockton	Valley View Casino Center
Wednesday	April 5	7:00 p.m.	Stockton	San Diego	Stockton Arena



# HEAT VS. GULLS

2015-16 Record: Overall: 6-5-0-1 | Home: 4-2-0-0 | Away: 2-3-0-1

ALL TIME: 6-5-0-1; at Stockton 4-2-0-0; at San Diego 2-3-0-1

LAST WIN: in STOCKTON, Apr. 10, 2016  
in San Diego, Apr. 3, 2016

LAST OVERTIME: in STOCKTON, Apr. 10, 2016; GWG: Freddie Hamilton 1:26 in  
in San Diego, Apr. 3, 2016; GWG: Kenny Agostino 0:12 in

LAST SHOOTOUT: in Stockton, Feb. 24, 2016; GWG: Kenny Agostino  
in San Diego, Oct. 30, 2015; GWG: Mike Sgarbossa (SD)

## HEAT VS. SAN DIEGO 2015-16 MATCH-UPS

Date	Home	Away	Att.	GW Goal	Goaltenders
Oct. 30, 2015	San Diego	3	Stockton 2 <sup>^</sup>	7152	Mike Sgarbossa / Gillies/Gibson- <b>HACKETT</b>
Oct. 31, 2015	San Diego	3	Stockton 2	5015	Max Friberg / Gillies/ <b>HACKETT</b>
Nov. 18, 2015	Stockton	4	San Diego 0	3113	<b>DEREK GRANT</b> / <b>POULIN</b> /Gibson
Dec. 5, 2015	Stockton	4	San Diego 2	5076	<b>DEREK GRANT</b> / <b>ORTIO</b> /Faragher
Feb. 5, 2016	San Diego	4	Stockton 2	7236	Shane O'Brien / Ortio/ <b>KHU DOBIN</b>
Feb. 24, 2016	Stockton	4	San Diego 3 <sup>^</sup>	2607	<b>KENNY AGOSTINO</b> / <b>POULIN</b> /Khudobin
Mar. 4, 2016	San Diego	3	Stockton 1	6370	Shea Theodore / Poulin/ <b>KHU DOBIN</b>
Mar. 5, 2016	San Diego	4	Stockton 5*	7399	<b>EMILE POIRIER</b> / <b>SIMPSON</b> /Hackett-Khudobin
Mar. 30, 2016	Stockton	2	San Diego 4	2902	Kenny Ryan / Schneider/ <b>KHU DOBIN</b>
Apr. 3, 2016	San Diego	1	Stockton 2*	8566	<b>KENNY AGOSTINO</b> / <b>SCHNEIDER</b> /Hackett
Apr. 9, 2016	Stockton	2	San Diego 6	5907	Joseph Cramarossa / Schneider/ <b>HACKETT</b>
Apr. 10, 2016	Stockton	5	San Diego 4*	5092	<b>FREDDIE HAMILTON</b> / <b>SCHNEIDER</b> /Hackett

## HEAD TO HEAD STATS

\*Overtime ^Shootout

15-16 Head to Head	GP	W	L	OTL	SOL	PTS	PTS %	GF	GA	PPG	SHG	PIM
STOCKTON	12	6	5	0	1	13	0.542	35	37	7	3	168
San Diego	12	6	2	3	1	16	0.667	37	35	10	4	204

All-Time Head to Head	GP	W	L	OTL	SOL	PTS	PTS %	GF	GA	PPG	SHG	PIM
STOCKTON	12	6	5	0	1	13	0.542	35	37	7	3	168
San Diego	12	6	2	3	1	16	0.667	37	35	10	4	204

## GOALS & SHOTS BY PERIOD

15-16 Goals-Shots By Period	1st	2nd	3rd	OT	Total	PCT
STOCKTON	10-126	9-131	12-128	3-11	34-396	8.6
San Diego	10-127	16-126	10-114	0-12	36-379	9.5

All-Time Goals-Shots By Period	1st	2nd	3rd	OT	Total	PCT
STOCKTON	10-126	9-131	12-128	3-11	34-396	8.6
San Diego	10-127	16-126	10-114	0-12	36-379	9.5

## POWER PLAY

15-16 Power Play	Home			Road			Overall		
	ADV	PPG	PCT	ADV	PPG	PCT	ADV	PPG	PCT
STOCKTON	33	4	12.1	24	3	12.5	57	7	12.3
San Diego	22	6	27.3	22	4	18.2	44	10	22.7

All Time Power Play	Home			Road			Overall		
	ADV	PPG	PCT	ADV	PPG	PCT	ADV	PPG	PCT
STOCKTON	33	4	12.1	24	3	12.5	57	7	12.3
San Diego	22	6	27.3	22	4	18.2	44	10	22.7



# VS. SAN DIEGO GULLS 2015-16

Stockton	GP	G	A	P	+/-	SH	PIM	SH%
Freddie Hamilton	12	4	6	10	5	39	8	10.3
Turner Elson	10	3	5	8	1	27	6	11.1
Kenny Agostino	12	3	4	7	1	31	4	9.7
Aaron Johnson	6	0	6	6	2	9	6	0.00
Brett Kulak	10	0	6	6	6	26	6	0.00
X-Derek Grant	3	5	0	5	0	16	7	31.3
Emile Poirier	8	3	2	5	-4	17	10	17.6
Garnet Hathaway	10	2	3	5	3	19	11	10.5
Drew Shore	10	1	4	5	-4	25	2	4.0
Tyler Wotherspoon	10	1	4	5	2	14	4	7.1
Oliver Kylington	7	2	2	4	-2	14	4	14.3
Austin Carroll	8	2	1	3	0	13	14	15.4
Bill Arnold	11	1	2	3	-4	24	4	4.2
Mark Jankowski	3	1	2	3	0	6	0	16.7
Blair Riley	9	1	2	3	-1	11	14	9.1
Bryce Van Brabant	11	1	2	3	-2	20	11	5.0
Hunter Shinkaruk	3	1	1	2	-1	6	0	16.7
X-Mitchell Heard	4	0	2	2	1	3	2	0.00
Mason Raymond	3	0	2	2	-2	3	0	0.00
Pat Sieloff	9	0	2	2	1	4	16	0.00
Ryan Culkin	7	1	0	1	-2	7	0	14.3
Kenney Morrison	6	1	0	1	-2	7	4	14.3
Brett Pollock	2	1	0	1	0	1	0	100.0
X-Markus Granlund	3	0	0	0	0	8	0	0.00
Keegan Kanzig	1	0	0	0	0	1	0	0.00
Morgan Klimchuk	7	0	0	0	0	9	2	0.00
X-Ryan Lomberg	1	0	0	0	0	1	0	0.00
X-Jakub Nakladal	4	0	0	0	2	7	4	0.00
Colton Orr	2	0	0	0	0	0	0	--
X-Yann Sauve	1	0	0	0	-2	2	2	0.00
Hunter Smith	12	0	0	0	0	11	11	0.00
Dustin Stevenson	7	0	0	0	-1	12	14	0.00
X-Mike Vernace	1	0	0	0	-1	1	0	0.00
X-Gabriel Verpaelt	3	0	0	0	-1	2	0	0.00

San Diego	GP	G	A	P	+/-	SH	PIM	SH%
Chris Mueller	12	4	6	10	-2	31	2	12.9
Kenny Ryan	9	3	3	6	4	12	2	25.0
Mike Sgarbossa	9	2	4	6	-1	19	8	10.5
Antoine Laganiere	11	2	3	5	2	22	12	9.1
Stefan Noesen	10	3	1	4	-6	23	4	13.0
Nick Ritchie	5	3	1	4	2	13	4	23.1
Matt Bailey	11	2	2	4	0	15	11	13.3
X-Max Friberg	4	2	2	4	1	9	0	22.2
Kalle Kossila	3	2	2	4	-1	6	0	33.3
Shane O'Brien	9	1	3	4	-5	9	6	11.1
Shea Theodore	9	1	3	4	-5	24	10	4.2
Brandon Montour	12	0	4	4	0	33	4	0.00
Joseph Cramarossa	12	2	1	3	-7	17	2	11.8
Ondrej Kase	5	1	2	3	-3	5	2	20.0
Brian McGrattan	9	1	2	3	-1	17	10	5.9
Nic Kerdiles	8	0	3	3	-3	10	7	0.00
X-Matt Berry	5	1	1	2	-1	5	4	20.0
Stu Bickel	11	1	1	2	-1	13	52	7.7
X-Kyle Bonis	2	1	1	2	2	4	2	25.0
Kyle MacKinnon	2	1	1	2	4	3	0	33.3
Tyler Morley	2	1	1	2	1	5	0	20.0
Andrew O'Brien	12	1	1	2	4	28	17	3.6
Corey Tropp	4	0	2	2	2	6	0	0.00
Chris Wagner	2	0	2	2	0	8	0	0.00
X-Bryan Moore	3	1	0	1	0	1	9	100.0
Brian Cooper	2	0	1	1	0	2	4	0.00
X-Korbinian Holzer	1	0	1	1	1	5	0	0.00
Joe Piskula	8	0	1	1	4	6	8	0.00
Tim Jackman	2	0	0	0	-1	3	0	0.00
Jaycob Megna	12	0	0	0	5	11	8	0.00
Martin Gernat	3	0	0	0	1	2	2	0.00
X-Shayne Taker	1	0	0	0	1	0	0	--
Andrew Welinski	2	0	0	0	0	1	2	0.00
Harry Zolnierczyk	4	0	0	0	-2	11	8	0.00

Stockton	GP	W	L	OT	MIN	GA	GAA	SV%	SO
Kevin Poulin	3	2	1	0	183:20	6	1.96	0.943	1
Jon Gillies	2	0	1	1	123:45	5	2.42	0.919	0
X-Joni Ortio	2	1	1	0	119:11	6	3.02	0.870	0
Nick Schneider	4	2	2	0	240:07	14	3.50	0.883	0
Kent Simpson	1	1	0	0	62:34	4	3.84	0.911	0

San Diego	GP	W	L	OT	MIN	GA	GAA	SV%	SO
Anton Khudobin	5	3	0	2	284:23	9	1.90	0.932	0
X-John Gibson	2	0	1	0	97:47	4	2.45	0.931	0
Ryan Faragher	1	0	1	0	59:55	3	3.00	0.930	0
Matt Hackett	6	3	0	2	289:44	16	3.31	0.901	0



# SAN JOSE BARRACUDA



**Building:** SAP Center

**Capacity:** 17,562

**NHL Affiliate:** San Jose Sharks

**ECHL Affiliate:** Allen Americans

**Coached By:** Roy Sommer

**Ownership Group:** San Jose Sports & Entertainment Ent.

**PR Contacts:** Nick Nollenberger

**Last Year's Record:** 31-26-8-3 (73pts) 4th in PAC

**STK Record vs. SJ:** 3-8-1 **GF:** 30 **GA:** 56

**Address:** 525 W Santa Clara St.

San Jose, California 95113

**Phone:** 408.287.7070

## HOCKEY HISTORY IN THE BAY AREA

Team	League	Type of League	Years
Oakland Sheiks	California Hockey League	Minor Pro	1928-1933
San Francisco Seals	California Hockey League	Minor Pro	1928-1929
San Francisco Blackhawks	California Hockey League	Minor Pro	1929-1931
Oakland Checkers	California Hockey League	Minor Pro	1930-1931
San Francisco Tigers	California Hockey League	Minor Pro	1930-1931
San Francisco Rangers	California Hockey League	Minor Pro	1931-1933
Oakland Clippers*	Pacific Coast Hockey League	Minor Pro	1936-1937
Oakland Oaks	Pacific Coast Hockey League	Minor Pro	1944-1950
San Francisco Shamrocks	Pacific Coast Hockey League	Minor Pro	1944-1950
Oakland Knaves	Pacific Coast Hockey League	Senior Amateur	1952-1953
San Francisco Seals	Western Hockey League	Minor Pro	1961-1966
Oakland Seals	National Hockey League	Major League	1967-1970
California Golden Seals	National Hockey League	Major League	1970-1974
California Seals	National Hockey League	Major League	1974-1976
Bay Blazers	California Western Hockey League	Senior Amateur	1977-1978
San Francisco Shamrocks	Pacific Hockey League	Minor Pro	1977-1979
San Jose Sharks	National Hockey League	Major League	1991-Present
San Francisco Spiders	International Hockey League	Minor Pro	1995-1996
San Francisco Bulls	ECHL	Minor Pro	2012-2014
Bay Area Seals	Western States Hockey League	Tier II Junior	2012-2013
San Jose Barracuda	American Hockey League	Minor Pro	2015-Present

## HEAT VS. SAN JOSE 2016-17 MATCH-UPS

\*-Moved mid-season to Spokane, WA

Day	Date	Time (PST)	Home	Away	Venue
Saturday	October 15	7:30 p.m.	Stockton	San Jose	Stockton Arena
Thursday	December 8	7:00 p.m.	San Jose	Stockton	SAP Center
Tuesday	December 20	1:15 p.m.	San Jose	Stockton	SAP Center
Monday	December 26	5:00 p.m.	San Jose	Stockton	SAP Center
Saturday	January 14	1:30 p.m.	San Jose	Stockton	SAP Center
Wednesday	January 25	7:00 p.m.	Stockton	San Jose	Stockton Arena
Friday	February 17	7:30 p.m.	Stockton	San Jose	Stockton Arena
Saturday	March 4	7:30 p.m.	Stockton	San Jose	Stockton Arena
Friday	March 17	7:00 p.m.	San Jose	Stockton	SAP Center
Saturday	March 18	7:30 p.m.	Stockton	San Jose	Stockton Arena
Saturday	April 8	7:30 p.m.	Stockton	San Jose	Stockton Arena
Sunday	April 9	3:00 p.m.	San Jose	Stockton	SAP Center



# HEAT VS. BARRACUDA

2015-16 Record: Overall: 3-8-1-0 | Home: 3-3-0-0 | Away: 0-5-1-0

ALL TIME: 3-8-1-0; at Stockton 3-3-0-0; at Bakersfield 0-5-1-0

LAST WIN: in STOCKTON, Apr. 16, 2016  
in San Jose, n/a

LAST OVERTIME: in STOCKTON Feb. 20, 2016; GWG: Mason Raymond 3:00 in  
in San Jose, Jan. 6, 2016; GWG: Nikolay Goldobin (SJ) 3:09 in

LAST SHOOTOUT: in Stockton, Nov. 21, 2015; GWG: Freddie Hamilton  
in San Jose, n/a

## HEAT VS. SAN JOSE 2015-16 MATCH-UPS

Date	Home	Away	Att.	GW Goal	Goaltenders
Oct. 15, 2015	Stockton	1 San Jose	4	3063	Micheal Haley
Nov. 21, 2015	Stockton	4 San Jose	3^	6171	FREDDIE HAMILTON
Dec. 4, 2015	San Jose	5 Stockton	3	3755	Barclay Goodrow
Dec. 20, 2015	San Jose	5 Stockton	4	4181	Petter Emanuelsson
Dec. 27, 2015	San Jose	5 Stockton	1	3985	Petter Emanuelsson
Jan. 6, 2016	San Jose	4 Stockton	3*	3290	Nikolay Goldobin
Feb. 20, 2016	Stockton	6 San Jose	5*	5534	MASON RAYMOND
Feb. 21, 2016	Stockton	1 San Jose	4	3590	John McCarthy
Mar. 1, 2016	San Jose	7 Stockton	1	3985	John McCarthy
Mar. 9, 2016	Stockton	1 San Jose	4	2645	Jeremy Morin
Apr. 16, 2016	Stockton	5 San Jose	4	8041	HUNTER SHINKARUK
Apr. 17, 2016	San Jose	6 Stockton	0	7664	Barclay Goodrow

## HEAD TO HEAD STATS

\*Overtime ^Shootout

15-16 Head to Head	GP	W	L	OTL	SOL	PTS	PTS %	GF	GA	PPG	SHG	PIM
STOCKTON	12	3	8	1	0	7	0.292	30	56	7	0	165
San Jose	12	9	1	1	1	20	0.833	56	30	10	3	166

All-Time Head to Head	GP	W	L	OTL	SOL	PTS	PTS %	GF	GA	PPG	SHG	PIM
STOCKTON	12	3	8	1	0	7	0.292	30	56	7	0	165
San Jose	12	9	1	1	1	20	0.833	56	30	10	3	166

## GOALS & SHOTS BY PERIOD

15-16 Goals-Shots By Period	1st	2nd	3rd	OT	Total	PCT
STOCKTON	12-132	6-139	10-141	1-7	29-419	6.9
San Jose	12-114	22-124	21-120	1-7	56-365	15.3

All-Time Goals-Shots By Period	1st	2nd	3rd	OT	Total	PCT
STOCKTON	12-132	6-139	10-141	1-7	29-419	6.9
San Jose	12-114	22-124	21-120	1-7	56-365	15.3

## POWER PLAY

15-16 Power Play	Home			Road			Overall		
	ADV	PPG	PCT	ADV	PPG	PCT	ADV	PPG	PCT
STOCKTON	20	2	10.0	28	5	17.9	48	7	14.6
San Jose	27	5	18.5	16	2	12.5	43	10	23.3

All Time Power Play	Home			Road			Overall		
	ADV	PPG	PCT	ADV	PPG	PCT	ADV	PPG	PCT
STOCKTON	20	2	10.0	28	5	17.9	48	7	14.6
San Jose	27	5	18.5	16	2	12.5	43	10	23.3



# VS. SAN JOSE BARRACUDA 2015-16

Stockton	GP	G	A	P	+/-	SH	PIM	SH%
Kenny Agostino	11	8	5	13	2	36	0	22.2
Freddie Hamilton	12	3	6	9	-1	35	6	8.6
X-Derek Grant	6	3	3	6	0	27	6	11.1
Drew Shore	11	0	6	6	-13	28	0	0.00
Kenney Morrison	9	1	4	5	1	8	6	12.5
Morgan Klimchuk	9	2	2	4	-4	16	0	12.5
Garnet Hathaway	7	0	4	4	-2	11	12	0.00
Emile Poirier	11	3	0	3	-6	28	4	10.7
Austin Carroll	11	2	1	3	-7	15	4	13.3
Mason Raymond	3	2	1	3	-2	9	0	22.2
Hunter Shinkaruk	4	2	1	3	-3	6	0	33.3
X-Jakub Nakladal	6	0	3	3	-6	14	2	0.00
Aaron Johnson	6	1	1	2	-7	16	2	6.3
Dustin Stevenson	5	0	2	2	-3	7	4	0.00
X-Markus Granlund	1	1	0	1	1	9	0	11.1
X-Mitchell Heard	4	1	0	1	-3	6	21	16.7
Ryan Culkin	6	0	1	1	-2	8	8	0.00
Mark Jankowski	2	0	1	1	0	0	0	--
Brett Kulak	9	0	1	1	-5	16	8	0.00
X-Ryan Lomberg	2	0	1	1	-1	5	22	0.00
Blair Riley	6	0	1	1	-4	8	0	0.00
Pat Sieloff	8	0	1	1	-10	5	10	0.00
Bill Arnold	10	0	0	0	-8	15	2	0.00
X-Eric Baier	1	0	0	0	-1	1	0	0.00
Turner Elson	12	0	0	0	-7	35	15	0.00
Keegan Kanzig	1	0	0	0	0	3	0	0.00
Oliver Kyllington	8	0	0	0	-10	13	4	0.00
Colton Orr	1	0	0	0	0	0	0	--
Brett Pollock	1	0	0	0	-1	1	2	0.00
X-Yann Sauve	1	0	0	0	1	1	0	0.00
Hunter Smith	9	0	0	0	-7	7	7	0.00
Bryce Van Brabant	10	0	0	0	-10	21	11	0.00
X-Mike Vernace	3	0	0	0	-1	1	2	0.00
X-Gabriel Verpaest	3	0	0	0	-3	4	7	0.00
Tyler Wotherspoon	7	0	0	0	-1	4	0	0.00

San Jose	GP	G	A	P	+/-	SH	PIM	SH%
X-Nikolay Goldobin	10	7	9	16	8	20	4	35.0
X-Barclay Goodrow	10	9	6	15	9	35	8	25.7
X-Ryan Carpenter	12	4	10	14	12	25	2	16.0
John McCarthy	12	8	5	13	4	27	4	29.6
Jeremy Langlois	12	3	9	12	8	30	2	10.0
Trevor Parkes	12	6	5	11	6	24	8	25.0
Joakim Ryan	12	0	11	11	13	17	8	0.00
Bryan Lerg	12	3	7	10	4	23	11	13.0
X-Micheal Haley	8	2	6	8	7	14	12	14.3
Petter Emanuelsson	8	2	4	6	9	17	2	11.8
Karl Stollery	12	1	5	6	10	22	8	4.5
X-Nikita Jevpalovs	12	3	2	5	0	9	2	33.3
Jeremy Morin	4	2	3	5	3	14	4	14.3
Julius Bergman	10	1	4	5	8	9	14	11.1
Gus Young	12	1	3	4	7	15	11	6.7
Scott Timmins	4	2	0	2	1	6	0	33.3
X-Mark Cundari	5	0	2	2	-3	7	6	0.00
X-Greger Hanson	4	0	2	2	2	5	5	0.00
Alex Gallant	4	1	0	1	1	2	24	50.0
X-Chris Tierney	1	1	0	1	-1	5	0	20.0
X-Adam Helewka	1	0	1	1	2	1	0	0.00
Patrick McNally	6	0	1	1	3	8	4	0.00
X-Mirco Mueller	10	0	1	1	8	8	2	0.00
X-Jordan Sims	2	0	1	1	1	0	2	--
X-Mike Aviani	1	0	0	0	0	0	0	--
X-Chris Crane	1	0	0	0	0	0	0	--
X-Dylan DeMelo	1	0	0	0	-1	1	0	0.00
Daniel Doremus	4	0	0	0	-2	3	2	0.00
Jon Martin	2	0	0	0	1	4	0	0.00
Frazer McLaren	5	0	0	0	-1	4	9	0.00
X-Rick Pinkston	2	0	0	0	1	0	5	--
X-Ben Smith	2	0	0	0	0	6	0	0.00
X-Matt Tennyson	2	0	0	0	2	3	0	0.00
Raffi Torres	1	0	0	0	-1	1	5	0.00

San Jose	GP	W	L	OT	MIN	GA	GAA	SV%	SO
X-Aaron Dell	6	5	1	0	357:24	11	1.85	0.948	1
X-Alex Stalock	1	1	0	0	62:22	3	2.89	0.914	0
Troy Grosenick	5	3	0	2	307:24	15	2.93	0.913	0

Stockton	GP	W	L	OT	MIN	GA	GAA	SV%	SO
Kevin Poulin	5	0	3	1	301:08	20	3.98	0.866	0
Jon Gillies	1	0	1	0	60:00	4	4.00	0.840	0
Kent Simpson	4	2	0	0	97:40	7	4.30	0.857	0
Nick Schneider	2	1	1	0	119:54	10	5.00	0.851	0
X-Joni Ortio	3	0	3	0	149:01	13	5.23	0.822	0





# TEXAS STARS



**Building:** H-E-B Center at Cedar Park

**Capacity:** 8,500

**NHL Affiliate:** Dallas Stars

**ECHL Affiliate:** Idaho Steelheads

**Coached By:** Derek Laxdal

**Ownership Group:** Dallas Stars, L.P.

**PR Contacts:** Brien Rea

**Last Year's Record:** 40-25-8-3 (91pts) 3rd in PAC

**STK Record vs. TEX:** 4-1-1 **GF:** 19 **GA:** 18

**Address:** 2100 Avenue of the Stars  
Cedar Park, Texas 78613

**Phone:** 512.467.8277

## HOCKEY HISTORY IN AUSTIN

Team	League	Type of League	Years
Austin Ice Bats	Western Professional Hockey League	Minor Pro	1996-2001
Austin Ice Bats	Central Hockey League	Minor Pro	2001-2008
Texas Stars	American Hockey League	Minor Pro	2009-Present

## HEAT VS. TEXAS 2016-17 MATCH-UPS

Day	Date	Time (PST)	Home	Away	Venue
Wednesday	October 19	7:00 p.m.	Stockton	Texas	Stockton Arena
Wednesday	February 22	7:00 p.m.	Stockton	Texas	Stockton Arena
Sunday	February 26	4:00 p.m.	Stockton	Texas	Stockton Arena
Friday	March 24	5:30 p.m.	Texas	Stockton	H-E-B Center at Cedar Park
Saturday	March 25	5:00 p.m.	Texas	Stockton	H-E-B Center at Cedar Park
Tuesday	March 28	5:30 p.m.	Texas	Stockton	H-E-B Center at Cedar Park



# HEAT VS. STARS

2015-16 Record: Overall: 4-1-1-0 | Home: 2-0-1-0 | Away: 2-1-0-0

ALL TIME: 4-1-1-0; at Stockton 2-0-1-0; at Texas 2-1-0-0

LAST WIN: in STOCKTON, Mar. 11, 2016  
in Texas, Nov. 14, 2015

LAST OVERTIME: in STOCKTON, Mar. 12, 2016; GWG: Brendan Ranford (TEX) 1:14 in  
in Texas, n/a

LAST SHOOTOUT: in Stockton, Jan. 2, 2016; GWG: Turner Elson  
in Texas, n/a

## HEAT VS. TEXAS 2015-16 MATCH-UPS

Date	Home	Away	Att.	GW Goal	Goaltenders
Oct. 21, 2015	Texas	0 Stockton	1	5726	FREDDIE HAMILTON
Nov. 14, 2015	Texas	3 Stockton	5	4350	BLAIR RILEY
Dec. 12, 2015	Texas	5 Stockton	2	4698	Julius Honka
Jan. 2, 2016	Stockton	7 Texas	6^	4758	TURNER ELSON
Mar. 11, 2016	Stockton	2 Texas	1	4819	MASON RAYMOND
Mar. 12, 2016	Stockton	2 Texas	3*	6659	Brendan Ranford

\*Overtime ^Shootout

## HEAD TO HEAD STATS

15-16 Head to Head	GP	W	L	OTL	SOL	PTS	PTS %	GF	GA	PPG	SHG	PIM
STOCKTON	6	4	1	1	0	9	0.750	19	18	5	2	95
Texas	6	2	3	0	1	5	0.417	18	19	4	0	83

All-Time Head to Head	GP	W	L	OTL	SOL	PTS	PTS %	GF	GA	PPG	SHG	PIM
STOCKTON	6	4	1	1	0	9	0.750	19	18	5	2	95
Texas	6	2	3	0	1	5	0.417	18	19	4	0	83

## GOALS & SHOTS BY PERIOD

15-16 Goals-Shots By Period	1st	2nd	3rd	OT	Total	PCT
STOCKTON	6-74	4-63	8-81	0-7	18-225	8.0
Texas	6-73	7-72	4-54	1-4	18-203	8.9

All-Time Goals-Shots By Period	1st	2nd	3rd	OT	Total	PCT
STOCKTON	6-74	4-63	8-81	0-7	18-225	8.0
Texas	6-73	7-72	4-54	1-4	18-203	8.9

## POWER PLAY

15-16 Power Play	Home			Road			Overall		
	ADV	PPG	PCT	ADV	PPG	PCT	ADV	PPG	PCT
STOCKTON	15	4	26.7	12	1	8.3	27	5	18.5
Texas	18	2	11.1	11	2	18.2	29	4	13.8

All Time Power Play	Home			Road			Overall		
	ADV	PPG	PCT	ADV	PPG	PCT	ADV	PPG	PCT
STOCKTON	15	4	26.7	12	1	8.3	27	5	18.5
Texas	18	2	11.1	11	2	18.2	29	4	13.8



# VS. TEXAS STARS 2015-16

Stockton	GP	G	A	P	+/-	SH	PIM	SH%
Bill Arnold	5	3	2	5	3	10	2	30.0
Turner Elson	6	3	1	4	-2	14	14	21.4
Bryce Van Brabant	5	2	2	4	0	12	6	16.7
X-Jakub Nakladal	3	0	4	4	1	2	6	0.00
Drew Shore	5	0	4	4	2	18	2	0.00
Mason Raymond	2	2	1	3	0	5	0	40.0
Pat Sieloff	5	1	2	3	0	7	5	14.3
Emile Poirier	6	0	3	3	1	15	6	0.00
Freddie Hamilton	6	2	0	2	-5	15	2	13.3
Austin Carroll	3	1	1	2	-1	6	7	16.7
Blair Riley	5	1	1	2	-1	12	13	8.3
Kenny Agostino	4	0	2	2	-3	11	2	0.00
X-Markus Granlund	2	0	2	2	1	8	4	0.00
Aaron Johnson	2	0	2	2	2	3	4	0.00
X-Derek Grant	3	1	0	1	-3	17	0	5.9
Garnet Hathaway	3	1	0	1	1	2	0	50.0
X-Mitchell Heard	2	1	0	1	1	7	0	14.3
Brett Kulak	5	0	1	1	-5	12	4	0.00
X-Ryan Lomberg	2	0	1	1	-1	2	2	0.00
Kenney Morrison	5	0	1	1	0	9	4	0.00
Hunter Shinkaruk	2	0	1	1	-2	3	0	0.00
Dustin Stevenson	3	0	1	1	2	6	2	0.00
Tyler Wotherspoon	4	0	1	1	1	4	4	0.00
Ryan Culkin	2	0	0	0	0	4	0	0.00
Keegan Kanzig	1	0	0	0	0	1	2	0.00
Morgan Klimchuk	5	0	0	0	0	6	0	0.00
Oliver Kyllington	4	0	0	0	-1	8	0	0.00
Colton Orr	1	0	0	0	0	0	0	--
X-Yann Sauve	2	0	0	0	-2	4	0	--
Hunter Smith	4	0	0	0	2	1	2	0.00
X-Gabriel Verpaalst	1	0	0	0	0	1	0	0.00

Stockton	GP	W	L	OT	MIN	GA	GAA	SV%	SO
Jon Gillies	1	1	0	0	59:58	0	0.00	1.000	1
Kevin Poulin	3	2	0	1	181:14	7	2.32	0.927	0
X-Joni Ortio	2	1	1	0	86:58	6	4.14	0.885	0
Kent Simpson	1	0	0	0	36:46	4	6.53	0.778	0

Texas	GP	G	A	P	+/-	SH	PIM	SH%
X-Justin Dowling	5	0	8	8	0	11	0	0.00
X-Brendan Ranford	6	3	4	7	2	19	4	15.8
X-Brett Ritchie	2	3	0	3	-1	9	2	33.3
X-Julius Honka	5	1	2	3	-3	8	0	12.5
Derek Hulak	6	1	2	3	2	13	0	7.7
X-Stephen Johns	4	0	3	3	0	7	2	0.00
Travis Morin	4	0	3	3	0	10	8	0.00
Gemel Smith	5	2	0	2	-1	9	4	22.2
Mattias Backman	4	1	1	2	2	5	2	20.0
Ludwig Bystrom	6	1	1	2	-1	7	6	14.3
X-Curtis McKenzie	4	1	1	2	2	10	15	10.0
Branden Troock	2	1	1	2	2	4	2	25.0
Esa Lindell	6	0	2	2	0	16	8	0.00
Remi Elie	5	1	0	1	-2	8	2	12.5
X-Radek Faksa	1	1	0	1	1	2	0	50.0
Cory Kane	5	1	0	1	1	7	0	14.3
Matej Stransky	6	1	0	1	2	14	2	7.1
Jesse Blacker	5	0	1	1	1	6	2	0.00
X-Jason Dickinson	6	0	1	1	-2	4	5	0.00
Cole Ully	5	0	1	1	1	13	0	0.00
Brennan Evans	4	0	0	0	1	1	9	0.00
X-Kevin King	2	0	0	0	0	4	0	0.00
Matt Mangene	2	0	0	0	1	2	4	0.00
X-Emil Molin	1	0	0	0	0	0	0	--
X-Patrik Nemeth	1	0	0	0	1	2	0	0.00
Greg Rallo	4	0	0	0	-2	6	4	0.00
Devin Shore	2	0	0	0	-2	6	0	0.00

Texas	GP	W	L	OT	MIN	GA	GAA	SV%	SO
Maxime Lagace	3	1	2	0	179:07	5	1.67	0.956	0
X-John Muse	2	1	0	1	124:47	8	3.85	0.897	0
X-Jack Campbell	1	0	1	0	58:48	4	4.08	0.879	0



# TUCSON ROADRUNNERS



**Building:** Tucson Convention Center

**Capacity:** 6,500

**NHL Affiliate:** Arizona Coyotes

**ECHL Affiliate:** Rapid City Rush

**Coached By:** Mark Lamb

**Ownership Group:** IceArizona, LLC

**PR Contacts:** Tom Callahan

**Last Year's Record (SPR):** 26-42-3-5 (60pts) 8th in ATL

**STK Record vs. TUC:** 0-0-0 **GF:** 0 **GA:** 0

**Address:** 175 West Broadway Boulevard  
Tucson, Arizona 85701

**Phone:** 866.77.HOCKEY

## HOCKEY HISTORY IN TUCSON

Team	League	Type of League	Years
Tucson Mavericks	Central Hockey League	Minor Pro	1975-1976
Tucson Rustlers	Pacific Hockey League	Minor Pro	1978-1979
U. of Arizona	American Collegiate Hockey Association	College	1996-1999
Tucson Gila Monsters	West Coast Hockey League	Minor Pro	1997-1999
Tucson Roadrunners	American Hockey League	Minor Pro	2016-Present

## HEAT VS. TUCSON 2016-17 MATCH-UPS

Day	Date	Time (PST)	Home	Away	Venue
Friday	October 21	7:30 p.m.	Stockton	Tucson	Stockton Arena
Friday	October 28	7:05 p.m.	Tucson	Stockton	Tucson Convention Center
Sunday	October 30	4:05 p.m.	Tucson	Stockton	Tucson Convention Center
Saturday	November 26	6:05 p.m.	Tucson	Stockton	Tucson Convention Center
Sunday	November 27	3:05 p.m.	Tucson	Stockton	Tucson Convention Center
Wednesday	December 28	7:00 p.m.	Stockton	Tucson	Stockton Arena
Friday	January 6	7:30 p.m.	Stockton	Tucson	Stockton Arena
Saturday	April 15	7:30 p.m.	Stockton	Tucson	Stockton Arena



# HEAT TEAM RECORDS



# HEAT ALL-TIME SCORING LIST

No.	Player	Pos	GP	G	A	P	+/-	PIM	PP	SH	GW	OT	S	S%	Seasons	Years
1	Kenny Agostino	LW	65	23	34	57	-3	18	8	0	3	1	177	13.0	2015-16	1
2	Derek Grant	C	36	27	18	45	7	36	10	2	5	1	165	16.4	2015-16	1
3	Freddie Hamilton	RW	62	18	25	43	-6	24	7	0	3	1	194	9.3	2015-16	1
4	Drew Shore	C	59	10	28	38	-17	22	2	1	2	0	156	6.4	2015-16	1
5	Turner Elson	C	63	14	16	30	-12	59	2	3	1	0	159	8.8	2015-16	1
6	Emile Poirier	RW	60	12	17	29	-14	51	1	0	3	1	140	8.6	2015-16	1
7	Bill Arnold	C	52	9	13	22	-12	20	3	0	0	0	84	10.7	2015-16	1
8	Garnet Hathaway	RW	44	8	13	21	-4	39	1	3	0	0	87	9.2	2015-16	1
9	Aaron Johnson	D	28	3	15	18	1	20	2	0	1	1	52	5.8	2015-16	1
10	Brett Kulak	D	59	3	14	17	-9	36	1	0	0	0	107	2.8	2015-16	1
11	Bryce Van Brabant	LW	62	7	9	16	-21	51	1	1	0	0	113	6.2	2015-16	1
12	Mason Raymond	LW	15	6	9	15	-2	2	2	0	3	1	46	13.0	2015-16	1
13	Jakub Nakladal	D	35	2	12	14	-3	30	1	0	1	0	80	2.5	2015-16	1
14	Austin Carroll	RW	53	6	7	13	-17	74	0	0	1	0	65	9.2	2015-16	1
15	Kenney Morrison	D	44	3	10	13	-5	30	1	0	0	0	74	4.1	2015-16	1
16	Hunter Shinkaruk	LW	17	6	6	12	-6	2	1	0	2	1	38	15.8	2015-16	1
17	Oliver Kyllington	D	47	5	7	12	-15	14	2	0	0	0	66	7.6	2015-16	1
18	Pat Sieloff	D	52	2	9	11	-16	54	0	0	0	0	44	4.5	2015-16	1
19	Blair Riley	RW	45	5	5	10	-9	74	0	0	1	0	57	8.8	2015-16	1
20	Tyler Wotherspoon	D	53	2	8	10	1	16	0	0	1	0	55	3.6	2015-16	1
21	Markus Granlund	C	12	5	4	9	4	10	3	0	0	0	43	11.6	2015-16	1
22	Morgan Klimchuk	LW	55	3	6	9	0	10	1	0	0	0	88	3.4	2015-16	1
23	Dustin Stevenson	D	45	2	6	8	-3	104	0	0	0	0	82	2.4	2015-16	1
24	Hunter Smith	RW	54	2	6	8	2	90	0	0	1	0	51	3.9	2015-16	1
25	Mitchell Heard	C	22	3	4	7	0	71	0	0	0	0	24	12.5	2015-16	1
26	Mark Jankowski	C	8	2	4	6	-2	0	2	0	0	0	11	18.2	2015-16	1
27	Ryan Lomberg	LW	15	0	3	3	-6	42	0	0	0	0	26	0.0	2015-16	1
28	Ryan Culkin	D	27	1	1	2	-4	10	0	0	0	0	24	4.2	2015-16	1
29	Brett Pollock	LW	3	1	0	1	1	2	0	0	0	0	2	50.0	2015-16	1
30	Eric Baier	D	1	0	0	0	-1	0	0	0	0	0	1	0.0	2015-16	1
31	Yann Sauve	D	4	0	0	0	-3	2	0	0	0	0	7	0.0	2015-16	1
32	Ladislav Smid	D	1	0	0	0	-1	0	0	0	0	0	0	0.0	2015-16	1
33	Keegan Kanzig	D	3	0	0	0	0	2	0	0	0	0	5	0.0	2015-16	1
34	Mike Vernace	D	5	0	0	0	-2	2	0	0	0	0	3	0.0	2015-16	1
35	Gabriel Verpaelst	D	8	0	0	0	-2	7	0	0	0	0	9	0.0	2015-16	1



# HEAT ALL-TIME GOALTENDING LIST

No.	Player	GP	MINS	W	L	OT	SO	EN	GA	GAA	SA	SVS	SV%	PIMS	Assists	Seasons	Years
1	Eric Hartzell	1	37:54	0	0	0	0	0	0	0.00	17	17	1.000	0	0	2015-16	1
2	Karri Ramo	1	20:00	0	0	0	0	0	0	0.00	6	6	1.000	0	0	2015-16	1
3	Jon Gillies	7	363:01	2	3	1	2	0	14	2.31	176	162	0.920	0	0	2015-16	1
4	Kevin Poulin	29	1701:10	14	11	3	2	2	81	2.86	893	812	0.909	0	2	2015-16	1
5	Joni Ortio	20	1055:03	9	9	0	0	3	59	3.36	550	491	0.893	2	0	2015-16	1
6	Nick Schneider	9	535:43	4	5	0	0	2	35	3.92	283	248	0.876	0	0	2015-16	1
7	Kent Simpson	11	381:17	3	4	0	0	0	26	4.09	187	161	0.861	0	0	2015-16	1



# HEAT ALL-TIME COACHING AND TOP FIVE ALL-TIME LISTS

## ALL-TIME COACHING RECORD

No.	Coach	GP	W	L	OT	SO	Pts.	Pts. %	Seasons
1	Ryan Huska	68	32	32	2	2	68	0.500	2015-16

## ALL-TIME COACHING RECORD YEAR-BY-YEAR

Season	Coach	GP	W	L	OT	SO	GF	GA	Pts.	Pts. %	Results
2015-16	Ryan Huska	68	32	32	2	2	194	224	68	0.500	Did Not Qualify

## TOP 5 ALL-TIME GAMES PLAYED

No.	Player	GP	Seasons
1	Kenny Agostino	65	2015-16
2	Turner Elson	63	2015-16
3	Freddie Hamilton	62	2015-16
	Bryce Van Brabant	62	2015-16
5	Emile Poirier	60	2015-16

## TOP 5 ALL-TIME POINTS

No.	Player	Pts	Seasons
1	Kenny Agostino	57	2015-16
2	Derek Grant	45	2015-16
3	Freddie Hamilton	43	2015-16
4	Drew Shore	38	2015-16
5	Turner Elson	30	2015-16

## TOP 5 ALL-TIME GOALS

No.	Player	G	Seasons
1	Derek Grant	27	2015-16
2	Kenny Agostino	23	2015-16
3	Freddie Hamilton	18	2015-16
4	Turner Elson	14	2015-16
5	Emile Poirier	12	2015-16

## TOP 5 ALL-TIME ASSISTS

No.	Player	A	Seasons
1	Kenny Agostino	34	2015-16
2	Drew Shore	28	2015-16
3	Freddie Hamilton	25	2015-16
4	Derek Grant	18	2015-16
5	Emile Poirier	17	2015-16

## TOP 5 ALL-TIME PP GOALS

No.	Player	PPG	Seasons
1	Derek Grant	10	2015-16
2	Kenny Agostino	8	2015-16
3	Freddie Hamilton	7	2015-16
4	Bill Arnold	3	2015-16
	Markus Granlund	3	2015-16

## TOP 5 ALL-TIME SH GOALS

No.	Player	SHG	Seasons
1	Garnet Hathaway	3	2015-16
	Turner Elson	3	2015-16
3	Derek Grant	2	2015-16
4	Drew Shore	1	2015-16
	Bryce Van Brabant	1	2015-16

## TOP 5 ALL-TIME PENALTY MINS

No.	Player	PIMS	Seasons
1	Dustin Stevenson	104	2015-16
2	Hunter Smith	90	2015-16
3	Austin Carroll	74	2015-16
	Blair Riley	74	2015-16
5	Mitchell Heard	71	2015-16

## TOP 5 ALL-TIME SHOTS

No.	Player	SH	Seasons
1	Freddie Hamilton	194	2015-16
2	Kenny Agostino	177	2015-16
3	Derek Grant	165	2015-16
4	Turner Elson	159	2015-16
5	Drew Shore	156	2015-16





# HEAT ALL-TIME ROSTER (ALPHABETICAL)

<b>- A -</b>				<b>- K -</b>				<b>- T -</b>			
AGOSTINO, Kenny	LW	65, 23-34-57	15-16	KANZIG, Keegan	D	3, 0-0-0	15-16	None			
ARNOLD, Bill	C	52, 9-13-22	15-16	KLIMCHUK, Morgan	LW	55, 3-6-9	15-16	<b>- U -</b>			
<b>- B -</b>				KULAK, Brett	D	59, 3-14-17	15-16	None			
BAIER, Eric	D	1, 0-0-0	15-16	KYLINGTON, Oliver	D	47, 5-7-12	15-16	<b>- V -</b>			
<b>- C -</b>				<b>- L -</b>				VAN BRABANT, Bryce LW 62, 7-9-16 15-16			
CARROLL, Austin	RW	53, 6-7-13	15-16	LOMBERG, Ryan	LW	15, 0-3-3	15-16	VERNACE, Mike D 5-0-0-0 15-16			
CULKIN, Ryan	D	27, 1-1-2	15-16	<b>- M -</b>				VERPAELST, Gabriel D 8, 0-0-0 15-16			
<b>- D -</b>				MORRISON, Kenney	D	44, 3-10-13	15-16	<b>- W -</b>			
None				<b>- N -</b>				WOTHERSPOON, Tyler D 53, 2-8-10 15-16			
<b>- E -</b>				NAKLADAL, Jakub	D	35, 2-12-14	15-16	<b>- X -</b>			
ELSON, Turner	C	63, 14-16-30	15-16	<b>- O -</b>				None			
<b>- F -</b>				ORR, Colton	RW	10, 0-0-0	15-16	<b>- Y -</b>			
None				ORTIO, Joni	G	20, 9-9-0	15-16	None			
<b>- G -</b>				<b>- P -</b>				<b>- Z -</b>			
GILLIES, Jon	G	7, 2-3-1	15-16	POIRIER, Emile	RW	60, 12-17-29	15-16	None			
GRANLUND, Markus	C	12, 5-4-9	15-16	POLLOCK, Brett	LW	3, 1-0-1	15-16	<b>- J -</b>			
GRANT, Derek	C	36, 27-18-45	15-16	POULIN, Kevin	G	29, 14-11-3	15-16	JANKOWSKI, Mark C 8, 2-4-6 15-16			
<b>- H -</b>				<b>- Q -</b>				JOHNSON, Aaron D 28, 3-15-18 15-16			
HAMILTON, Freddie	C	62, 18-25-43	15-16	None							
HARTZELL, Eric	G	1, 0-0-0	15-16	<b>- R -</b>							
HATHAWAY, Garnet	RW	44, 8-13-21	15-16	RAMO, Karri	G	1, 0-0-0	15-16				
HEARD, Mitchell	C	22, 3-4-7	15-16	RAYMOND, Mason	LW	15, 6-9-15	15-16				
<b>- I -</b>				RILEY, Blair	RW	45, 5-5-10	15-16				
None				<b>- S -</b>							
<b>- J -</b>				SAUVE, Yann	D	4, 0-0-0	15-16				
JANKOWSKI, Mark	C	8, 2-4-6	15-16	SCHNEIDER, Nick	G	9, 4-5-0	15-16				
JOHNSON, Aaron	D	28, 3-15-18	15-16	SHINKARUK, Hunter	LW	17, 6-6-12	15-16				
				SHORE, Drew	C	59, 10-28-38	15-16				
				SIELOFF, Pat	D	52, 2-9-11	15-16				
				SIMPSON, Kent	G	11, 3-4-0	15-16				
				SMID, Ladislav	D	1, 0-0-0	15-16				
				SMITH, Hunter	RW	54, 2-6-8	15-16				
				STEVENSON, Dustin	D	45, 2-6-8	15-16				



# HEAT ALL-TIME ROSTER (BY NUMBER)

- 2 -**  
Brett KULKIN
- 3 -**  
Ryan CULKIN
- 4 -**  
Oliver KYLINGTON
- 5 -**  
Tyler WOTHERSPOON
- 6 -**  
Dustin STEVENSON
- 7 -**  
Kenney MORRISON
- 8 -**  
Keegan KANZIG
- 9 -**  
Garnet HATHAWAY
- 10 -**  
Pat SIELOFF
- 11 -**  
Freddie HAMILTON
- 12 -**  
Mason RAYMOND
- 13 -**  
Turner ELSON
- 14 -**  
Brett POLLOCK; Gabriel VERPAELST
- 15 -**  
Kenny AGOSTINO
- 16 -**  
Hunter SHINKARUK
- 17 -**  
Mark JANKOWSKI; Eric BAIER
- 18 -**  
Morgan KLIMCHUK
- 20 -**  
Austin CARROLL
- 21 -**  
Emile POIRIER
- 22 -**  
Mitchell HEARD
- 23 -**  
Drew SHORE
- 25 -**  
Blair RILEY
- 26 -**  
Markus GRANLUND
- 27 -**  
Derek GRANT
- 28 -**  
Colton ORR
- 29 -**  
Mike VERNACE
- 30 -**  
Kent SIMPSON
- 31 -**  
Nick SCHNEIDER; Joni ORTIO; Karri RAMO
- 32 -**  
Ryan LOMBERG
- 33 -**  
Jakub NAKLADAL
- 34 -**  
Hunter SMITH
- 36 -**  
Jon GILLIES
- 39 -**  
Kevin POULIN; Eric HARTZELL
- 43 -**  
Ladislav SMID
- 45 -**  
Aaron JOHNSON
- 46 -**  
Bill ARNOLD
- 47 -**  
Yann SAUVE
- 48 -**  
Bryce VAN BRABANT

**- NUMBERS NOT USED -**  
1, 19, 24, 35, 37, 38, 40, 41, 42, 44, 49, 50, 51, 52, 53, 54, 55, 56, 57, 58, 59, 60, 61, 62, 63, 64, 65, 66, 67, 68, 69, 70, 71, 72, 73, 74, 75, 76, 77, 78, 79, 80, 81, 82, 83, 84, 85, 86, 87, 88, 89, 90, 91, 92, 93, 94, 95, 96, 97, 98, 99

## HEAT ALL-TIME CAPTAINS

No.	Player	Yrs	Seasons
1	Aaron Johnson	1	2015-16



# HEAT ALL-TIME TEAM RECORDS

## **LONGEST STREAKS**

**WINNING:** 5 games  
Jan. 17 through Jan. 30, 2016

**UNBEATEN:** 5 games  
Jan. 17 through Jan. 30, 2016

**LOSING:** 4 games  
Dec. 20 through Dec. 29, 2015

**WINLESS:** 6 games  
Oct. 24 through Nov. 13, 2015

**HOME WINNING:** 10 games  
Jan. 2 through Feb. 20, 2016

**CONSECUTIVE HOME POINTS EARNED:** 10 games  
Jan. 2 through Feb. 20, 2016

**HOME LOSING (IN REGULATION):** 3 games  
Oct. 15 through Nov. 7, 2015

**HOME WINLESS:** 3 games  
Oct. 15 through Nov. 7, 2015

**ROAD WINNING:** 2 games (2x)  
Mar. 5 through Mar. 19, 2016  
Mar. 26 through Apr. 3, 2016

**CONSECUTIVE ROAD POINTS EARNED:** 2 games (3x)  
Dec. 31, 2015 through Jan. 6, 2016  
Mar. 5 through Mar. 19, 2016  
Mar. 26 through Apr. 3, 2016

**ROAD LOSING (IN REGULATION):** 6 games  
Feb. 5 through Mar. 4, 2016

**ROAD WINLESS:** 6 games  
Feb. 5 through Mar. 4, 2016

## **MOST (WINS & LOSSES)**

**WINS, ONE SEASON:** 32 games  
2015-16

**HOME WINS, ONE SEASON:** 22 games  
2015-16

**ROAD WINS, ONE SEASON:** 10 games  
2015-16

**ROAD WINS, ONE TRIP:** 2 games  
Mar. 19 - 26, 2016

**LOSSES, ONE SEASON:** 32 games  
2015-16

**HOME LOSSES, ONE SEASON:** 11 games  
2015-16

**ROAD LOSSES, ONE SEASON:** 21 games  
2015-16

**OTL/SOL, ONE SEASON:** 4 games  
2015-16 (2 OT, 2 SOL)

## **FEWEST (WINS & LOSSES)**

**WINS, ONE SEASON:** 32 games  
2015-16

**HOME WINS, ONE SEASON:** 22 games  
2015-16

**ROAD WINS, ONE SEASON:** 10 games  
2015-16

**ROAD WINS, ONE TRIP:** 2 games  
Mar. 19 - 26, 2016

**LOSSES, ONE SEASON:** 32 games  
2015-16

**HOME LOSSES, ONE SEASON:** 11 games  
2015-16

**ROAD LOSSES, ONE SEASON:** 21 games  
2015-16

**OTL/SOL, ONE SEASON:** 4 games  
2015-16 (2 OT, 2 SOL)

## **MOST (POINTS EARNED)**

**POINTS, ONE SEASON:** 68  
2015-16 (32-32-2-2)

**HOME POINTS, ONE SEASON:** 45  
2015-16 (22-11-1-0)

**ROAD POINTS, ONE SEASON:** 23  
2015-16 (10-21-1-2)

## **FEWEST (POINTS EARNED)**

**POINTS, ONE SEASON:** 68  
2015-16 (32-32-2-2)

**HOME POINTS, ONE SEASON:** 45  
2015-16 (22-11-1-0)

**ROAD POINTS, ONE SEASON:** 23  
2015-16 (10-21-1-2)

## **MOST (GOALS - SEASON)**

**GOALS FOR, ONE SEASON:** 194  
2015-16

**HOME GOALS FOR, ONE SEASON:** 109  
2015-16

**ROAD GOALS FOR, ONE SEASON:** 85  
2015-16

**20-GOAL SCORERS, ONE SEASON:** 2  
2015-16 (Agostino, Grant)

**GOALS AGAINST, ONE SEASON:** 224  
2015-16

**HOME GOALS AGAINST, ONE SEASON:** 91  
2015-16

**ROAD GOALS AGAINST, ONE SEASON:** 133  
2015-16

## **FEWEST (GOALS - SEASON)**

**GOALS FOR, ONE SEASON:** 194  
2015-16

**HOME GOALS FOR, ONE SEASON:** 109  
2015-16

**ROAD GOALS FOR, ONE SEASON:** 85  
2015-16

**GOALS AGAINST, ONE SEASON:** 224  
2015-16

**HOME GOALS AGAINST, ONE SEASON:** 91  
2015-16

**ROAD GOALS AGAINST, ONE SEASON:** 133  
2015-16

## **MOST (GOALS - GAME)**

**GOALS FOR, ONE GAME:** 7 (3x)  
Oct. 10, 2015, Stockton 7 vs. Rockford 0  
Jan. 2, 2016, Stockton 7 vs. Texas 6 (SO)  
Jan. 17, 2016, Stockton 7 at Iowa 4

**GOALS FOR, ONE HOME GAME:** 7 (2x)  
Oct. 10, 2015, Stockton 7 vs. Rockford 0  
Jan. 2, 2016, Stockton 7 vs. Texas 6 (SO)

**GOALS FOR, ONE ROAD GAME:** 7  
Jan. 17, 2016, Stockton 7 at Iowa 4

**GOALS AGAINST, ONE GAME:** 7 (2x)  
Feb. 9, 2016, Stockton 3 at Bakersfield 7  
Mar. 1, 2016, Stockton 1 at San Jose 7

**GOALS AGAINST, ONE HOME GAME:** 6 (3x)  
Nov. 27, 2016, Stockton 5 vs. Bak. 6  
Jan. 2, 2016, Stockton 7 vs. Texas 6 (SO)  
Apr. 9, 2016, Stockton 2 vs. San Diego 6

**GOALS AGAINST, ONE ROAD GAME:** 7 (2x)  
Feb. 9, 2016, Stockton 3 at Bakersfield 7  
Mar. 1, 2016, Stockton 1 at San Jose 7

## **MOST (GOALS - GAME) (CONTINUED)**

**GOALS FOR, ONE PERIOD:** 4  
Oct. 10, 2015, 1st period  
Stockton 7 vs. Rockford 0

**GOALS AGAINST, ONE PERIOD:** 5 (2x)  
Feb. 9, 2016, 2nd period  
Stockton 3 at Bakersfield 7  
Apr. 12, 2016, 3rd period  
Stockton 3 at Bakersfield 6

**TOTAL GOALS, ONE GAME:** 13  
Jan. 2, 2016, Stockton 7 vs. Texas 6 (SO)

**TOTAL GOALS, ONE PERIOD:** 8  
Apr. 12, 2016 at Bakersfield (3-6), 3rd period, Stockton 3 | Bakersfield 5

## **LARGEST**

**WIN MARGIN:** 7 goals  
Oct. 10, 2015, Stockton 7 vs. Rockford 0

**LOSING MARGIN:** 6 goals (2x)  
Mar. 1, 2016, Stockton 1 at San Jose 7  
Apr. 17, 2016, Stockton 0 at San Jose 6

**SHUTOUT FOR:** 7-0  
Oct. 10, 2015, Stockton 7 vs. Rockford 0

**SHUTOUT AGAINST:** 0-6  
Apr. 17, 2016, Stockton 0 at San Jose 6

## **MOST (SPECIAL TEAMS)**

**POWER-PLAY GOALS FOR, ONE SEASON:** 51  
2015-16

**POWER-PLAY GOALS FOR, ONE GAME:** 3 (2x)  
Oct. 10, 2015, Stockton 7 vs. Rockford 0  
Mar. 18, 2016, Stockton 5 vs. Iowa 1

**POWER-PLAY GOALS, ONE GAME BOTH TEAMS:** 5 (2x)  
Nov. 27, 2015, Stockton 5 vs. Bakersfield 6 (2-3)  
Mar. 1, 2016, Stockton 1 at San Jose 7 (1-4)

**POWER-PLAY GOALS AGAINST, ONE GAME:** 4  
Mar. 1, 2016, Stockton 1 at San Jose 7

**CONSECUTIVE GAMES W/PPG, FOR:** 8  
Jan. 23 through Feb. 14, 2016 (9-32)

**CONSECUTIVE GAMES W/PPG, AGAINST:** 6  
Mar. 12 through Mar. 25, 2016 (7-29)

**SHORTHANDED GOALS FOR, ONE SEASON:** 10  
2015-16

**SHORTHANDED GOALS FOR, ONE GAME:** 2  
Nov. 14, 2015, Stockton 5 at Texas 3

**SHORTHANDED GOALS AGAINST, ONE SEASON:** 14  
2015-16

**SHORTHANDED GOALS AGAINST, ONE GAME:** 2  
Jan. 8, 2016, Stockton 1 at Ontario 6

**CONSECUTIVE GAMES W/SHG, FOR:** 2  
Nov. 13 through Nov. 14, 2015 (3 goals)

**CONSECUTIVE GAMES W/SHG, AGAINST:** 2 (4x)  
Dec. 20 through Dec. 26, 2015 (2 goals)  
Jan. 8 through Jan. 13, 2016 (3 goals)  
Feb. 21 through Feb. 24, 2016 (2 goals)  
Mar. 30 through Apr. 1, 2016 (2 goals)



# HEAT ALL-TIME TEAM RECORDS (CONTINUED)

## **FASTEST (GOALS)**

OPENING GOAL, FOR: 0:21  
Freddie Hamilton - Feb. 24, 2016  
(STK 4 vs. SD 3)(SO)

OPENING GOAL, AGAINST: 0:54  
Justin Auger - Nov. 25, 2015  
(STK 1 at ONT 2)

GOAL FOR TO START PERIOD(NOT 1ST): 0:12 - OT  
Kenny Agostino - Apr. 3, 2016  
(STK 2 at SD 1) (OT)

GOAL AGAINST TO START PERIOD(NOT 1ST): 0:14 - 3rd  
Chris Mueller - Mar. 5, 2016  
(STK 5 at SD 4) (OT)

TWO GOALS FOR: 0:21  
Feb. 14, 2016, 3rd Period  
K. Agostino at 18:02 & T. Elson at 18:23

THREE GOALS FOR: 4:52  
Mar. 19, 2016, 3rd Period  
K. Morrison at 1:42, D. Shore at 3:57  
& H. Shinkaruk at 6:34

TWO GOALS AGAINST: 0:10  
Jan. 2, 2016, 2nd Period (Texas Stars)  
B. Ranford at 2:50 & G. Smith at 3:00

THREE GOALS AGAINST: 0:50  
Dec. 20, 2015, 2nd Period (San Jose)  
B. Goodrow at 12:04, N. Goldobin at  
12:32 & G. Young at 12:54

## **MOST (SHOTS)**

SHOTS ON GOAL FOR, ONE SEASON: 2,342  
2015-16

SHOTS AGAINST, ONE SEASON: 2,121  
2015-16

SHOTS ON GOAL FOR, ONE GAME: 55  
Feb. 14, 2016 vs. San Antonio

SHOTS AGAINST, ONE GAME: 50  
Feb. 24, 2016 vs. San Diego

SHOTS FOR, ONE PERIOD: 23  
Apr. 6, 2016 vs. Ontario, 3rd period

SHOTS AGAINST, ONE PERIOD: 20  
Apr. 6, 2016 vs. Ontario, 2nd period

## **FEWEST (SHOTS)**

SHOTS ON GOAL FOR, ONE SEASON: 2,342  
2015-16

SHOTS AGAINST, ONE SEASON: 2,121  
2015-16

SHOTS ON GOAL FOR, ONE GAME: 18  
Feb. 5, 2016 at San Diego

SHOTS AGAINST, ONE GAME: 18  
Dec. 4, 2016 at San Jose

SHOTS FOR, ONE PERIOD: 4 (6x)  
Nov. 25, 2015 at Ontario, 1st period  
Dec. 26, 2015 at Bakersfield, 2nd period  
Dec. 31, 2015 at Ontario, 1st period  
Jan. 13, 2016 vs. San Antonio, 3rd period  
Jan. 16, 2016 at Rockford, 2nd period  
Feb. 13, 2016 vs. Ontario, 3rd period

SHOTS AGAINST, ONE PERIOD: 3 (3x)  
Oct. 10, 2015 vs. Rockford, 2nd period  
Dec. 4, 2015 at San Jose, 3rd period  
Apr. 6, 2016 vs. Ontario, 3rd period

## **MOST (PENALTY MINUTES)**

PIMS FOR, ONE SEASON: 1,055  
2015-16

PIMS AGAINST, ONE SEASON: 1,119  
2015-16

PIMS FOR, ONE GAME: 59  
Mar. 19, 2016 at Bakersfield

PIMS AGAINST, ONE GAME: 59  
Mar. 18, 2016 vs. Iowa

## **FEWEST (PENALTY MINUTES)**

PIMS FOR, ONE SEASON: 1,055  
2015-16

PIMS AGAINST, ONE SEASON: 1,119  
2015-16

PIMS FOR, ONE GAME: 2  
Nov. 21, 2015 vs. San Jose

PIMS AGAINST, ONE GAME: 2  
Feb. 14, 2016 vs. San Antonio

## **MOST (MISC)**

SHUTOUTS, ONE SEASON: 4  
2015-16  
Jon Gillies (2) & Kevin Poulin (2)

PENALTY SHOTS FOR, ONE SEASON: 1  
2015-16

PENALTY SHOTS AGAINST, ONE SEASON: 1  
2015-16

PENALTY SHOTS FOR, SUCCESSFUL,  
ONE SEASON: n/a

PENALTY SHOTS AGAINST, SUCCESSFUL,  
ONE SEASON: n/a

---

## **LONGEST**

NON-SHUTOUT STREAK: 29 games  
Nov. 21, 2015 through Feb. 9, 2016

CONSECUTIVE SHUTOUT MINUTES, FOR: 122:12  
Feb. 9, 2016, 4:17, 3rd at Bakersfield;  
Feb. 14, 2016, 6:29, 3rd vs. San Antonio

CONSECUTIVE SHUTOUT MINUTES, AGAINST: 108:20  
Mar. 21, 2016, 0:00, 1st at Manitoba;  
Mar. 23, 2016, 8:20, 3rd at Manitoba

LOWEST TEAM GAA, ONE SEASON: 3.23  
2015-16

HIGHEST TEAM SV%, ONE SEASON: 0.895  
2015-16



# HEAT ALL-TIME INDIVIDUAL RECORDS

## **MOST**

**MOST SEASONS:** 1  
Multiple Players Tied, 2015-16

**MOST GAMES PLAYED:** 65  
Kenny Agostino, 2015-16

**MOST POINTS, CAREER:** 57  
Kenny Agostino, 2015-16

**MOST GOALS, CAREER:** 27  
Derek Grant, 2015-16

**MOST ASSISTS, CAREER:** 34  
Kenny Agostino, 2015-16

**MOST PENALTY MINUTES, CAREER:** 104  
Dustin Stevenson, 2015-16

**MOST SHUTOUTS:** 2 (2x)  
Jon Gillies & Kevin Poulin, 2015-16

**MOST WINS, GOALTENDER CAREER:** 14  
Kevin Poulin, 2015-16

## **MOST (POINTS)**

**ONE SEASON:** 57  
Kenny Agostino, 2015-16

**ONE SEASON, BY A CENTER:** 45  
Derek Grant, 2015-16

**ONE SEASON, BY A LEFT WING:** 57  
Kenny Agostino, 2015-16

**ONE SEASON, BY A RIGHT WING:** 29  
Emile Poirier, 2015-16

**ONE SEASON, BY A DEFENSEMAN:** 28  
Aaron Johnson, 2015-16

**ONE SEASON, BY A GOALIE:** 2  
Kevin Poulin, 2015-16

**ONE SEASON, BY A ROOKIE:** 13 (2x)  
Austin Carroll, 2015-16  
Kenney Morrison, 2015-16

**ONE SEASON SERIES:** 15  
Derek Grant vs. Bakersfield (8/12 GP)  
2015-16 (9 goals, 6 assists)

**CONSECUTIVE GAMES SCORING:** 7 (2x)  
Derek Grant, 2015-16 (6-6-12)  
Derek Grant, 2015-16 (9-6-15)

**ONE GAME:** 4 (4x)  
Derek Grant, Jan. 17, 2016 at Iowa,  
(1 goal, 3 assists)  
Derek Grant, Jan. 30, 2016 vs.  
Bakersfield, (2 goals, 2 assists)  
Kenny Agostino, Feb. 14, 2016 vs.  
San Antonio (2 goals, 2 assists)  
Kenny Agostino, Apr. 16 vs. San Jose,  
(2 goals, 2 assists)

## **MOST (GOALS)**

**ONE SEASON:** 27  
Derek Grant, 2015-16

**ONE SEASON, BY A CENTER:** 27  
Derek Grant, 2015-16

**ONE SEASON, BY A LEFT WING:** 23  
Kenny Agostino, 2015-16

**ONE SEASON, BY A RIGHT WING:** 22  
Emile Poirier, 2015-16

**ONE SEASON, BY A DEFENSEMAN:** 5  
Oliver Kyllington, 2015-16

**ONE SEASON, BY A ROOKIE:** 6  
Austin Carroll, 2015-16

## **MOST (GOALS) (CONTINUED)**

**ONE SEASON SERIES:** 9  
Derek Grant vs. Bakersfield (8/12 GP)  
2015-16

**CONSECUTIVE GAMES SCORING:** 6  
Derek Grant, 2015-16 (9 goals)

**ONE GAME:** 2 (22x)  
LAST: Derek Grant, 2015-16

**POWER-PLAY GOALS, ONE SEASON:** 10  
Derek Grant, 2015-16

**SHORTHANDED GOALS, ONE SEASON:** 3 (2x)  
Turner Elson, 2015-16  
Garnet Hathaway, 2015-16

**SHORTHANDED GOALS, ONE GAME:** 2  
Turner Elson, Nov. 14 at Texas

**FIRST GOALS OF THE GAME, ONE SEASON:** 6  
Derek Grant, 2015-16

**GAME WINNING GOALS, ONE SEASON:** 5  
Derek Grant, 2015-16

**OVERTIME GOALS, ONE SEASON:** 1  
Kenny Agostino, 2015-16  
Hunter Shinkaruk, 2015-16  
Derek Grant, 2015-16  
Freddie Hamilton, 2015-16  
Emile Poirier, 2015-16  
Aaron Johnson, 2015-16  
Mason Raymond, 2015-16

## **MOST (ASSISTS)**

**ONE SEASON:** 34  
Kenny Agostino, 2015-16

**ONE SEASON, BY A CENTER:** 28  
Drew Shore, 2015-16

**ONE SEASON, BY A LEFT WING:** 34  
Kenny Agostino, 2015-16

**ONE SEASON, BY A RIGHT WING:** 17  
Emile Poirier, 2015-16

**ONE SEASON, BY A DEFENSEMAN:** 15  
Aaron Johnson, 2015-16

**ONE SEASON, BY A GOALIE:** 2  
Kevin Poulin, 2015-16

**ONE SEASON, BY A ROOKIE:** 10  
Kenney Morrison, 2015-16

**ONE SEASON SERIES:** 9  
Drew Shore vs. Bakersfield (10/12 GP)  
2015-16

**CONSECUTIVE GAMES SCORING:** 4  
Brett Kulak, 2015-16 (5 assists)

**ONE GAME:** 3 (3x)  
Kenny Agostino, 2015-16,  
Oct. 10 vs. Rockford  
Jakub Nakladal, 2015-16,  
Jan. 2 vs. Texas  
Derek Grant, 2015-16,  
Jan. 17 at Iowa

## **MOST (PENALTY MINUTES)**

**MINUTES, ONE SEASON:** 104  
Dustin Stevenson, 2015-16

**MINUTES, ONE SEASON, BY A CENTER:** 71  
Mitchell Heard, 2015-16

**MINUTES, ONE SEASON, BY A LEFT WING:** 74  
Bryce Van Brabant, 2015-16

## **MOST (PENALTY MINUTES) (CONTINUED)**

**MINUTES, ONE SEASON, BY A RIGHT WING:** 90  
Hunter Smith, 2015-16

**MINUTES, ONE SEASON, BY A DEFENSEMAN:** 104  
Dustin Stevenson, 2015-16

**MINUTES, ONE SEASON, BY A ROOKIE:** 90  
Hunter Smith, 2015-16

**MINUTES, ONE SEASON SERIES:** 35  
Dustin Stevenson vs. Bakersfield  
2015-16

**CONSECUTIVE GAMES PENALIZED:** 5  
Ryan Lomberg, 2015-16

**MINUTES, ONE GAME:** 22 (2x)  
Ryan Lomberg, 2015-16,  
Dec. 27 at San Jose (1 minor; 2 majors,  
1-10 minute game misconduct)  
Hunter Smith, 2015-16,  
Jan. 16 at Rockford (1 minor; 2 majors,  
1-10 minute game misconduct)

**FIGHTING MAJORS, ONE SEASON:** 10  
Austin Carroll, 2015-16

## **MOST (SHOTS)**

**ONE SEASON:** 194  
Freddie Hamilton, 2015-16

**ONE GAME:** 13  
Derek Grant, Jan. 2, 2016 vs. Texas

**HIGHEST SHOT % (MIN. 50 SHOTS), ONE SEASON:** 16.4  
Derek Grant, 2015-16

## **MISCELLANEOUS**

**SHUTOUTS, ONE SEASON:** 2  
Jon Gillies & Kevin Poulin, 2015-16

**WINS ONE SEASON, GOALIE:** 14  
Kevin Poulin, 2015-16

**LONGEST WIN STREAK, GOALIE:** 3  
Kevin Poulin & Joni Ortio, 2015-16

**MOST CONSECUTIVE SHUTOUT MINS:** 122:12  
Kevin Poulin, Feb. 9-14, 2016

**MOST CONSECUTIVE GAMES PLAYED, GOALIE:** 15  
Joni Ortio, Nov. 21, 2015 - Jan. 3, 2016

**LOWEST GAA (MIN 20 GP), GOALIE:** 2.86  
Kevin Poulin, 2015-16

**HIGHEST SV% (MIN 20 GP), GOALIE:** 0.909  
Kevin Poulin, 2015-16

**PENALTY SHOTS, ONE SEASON:** 1  
Derek Grant, 2015-16

**SHOOTOUT GOALS FOR, ONE SEASON:** 3  
Kenny Agostino, 2015-16 (3/6)

**SHOOTOUT SUCCESS % (MIN. 3 ATTEMPTS), ONE SEASON:** 66.7%  
Derek Grant, 2015-16 (2/3)

**SHOOTOUT ATTEMPTS STOPPED, ONE SEASON:** 6  
Kevin Poulin, 2015-16 (6/10)

**SHOOTOUT STOP % (MIN. 3 ATTEMPTS), ONE SEASON:** 80%  
Joni Ortio, 2015-16 (4/5)



# SPECIAL HEAT EVENTS



# HOME OPENER

## SEASON-BY-SEASON HOME OPENER STATS

Year	Date	Opposition	Result	GWG	Winning Goalie	Att.
2005-06	Dec. 10	Phoenix Road Runners	4-0	Mike Lalonde	Jake Moreland	10,117
2006-07	Oct. 28	Long Beach Ice Dogs	4-3 SOW	Brendon Hodge	Devan Dubnyk	8,747
2007-08	Oct. 27	Alaska Aces	3-2 OTW	David Rohlfs	Cam Ellsworth	8,609
2008-09	Oct. 18	Fresno Falcons	2-3 L	Mike Radja (FRE)	Joe Fallon (FRE)	8,723
2009-10	Oct. 23	Ontario Reign	1-7 L	Andrew Martens (ONT)	Curtis Darling (ONT)	5,859
2010-11	Oct. 15	Ontario Reign	3-6 L	Matt Delahey (ONT)	Kellen Briggs (ONT)	6,117
2011-12	Oct. 14	Colorado Eagles	2-5 L	Chad Costello (COL)	Kyle Jones (COL)	6,827
2012-13	Oct. 12	Ontario Reign	1-2 L	Colton Yellow Horn (ONT)	Jean-Francois Berube (ONT)	5,635
2013-14	Oct. 19	Colorado Eagles	5-0 W	Garet Hunt	Brian Foster	6,786
2014-15	Oct. 19	Bakersfield Condors	4-2 W	Tyler Maxwell	Shane Owen	5,021
2015-16	Oct. 10	Rockford IceHogs	7-0 W	Derek Grant	Jon Gillies	6,543
2016-17	Oct. 15	San Jose Barracuda				

## OPENING THE SEASON

Year	Date	H/A	Opp	Result
2005-06	Oct. 22	Away	Fresno Falcons	3-4 L
2006-07	Oct. 20	Away	Bakersfield Condors	6-1 W
2007-08	Oct. 19	Away	Bakersfield Condors	2-3 L
2008-09	Oct. 18	Home	Fresno Falcons	2-3 L
2009-10	Oct. 16	Away	Idaho Steelheads	1-3 L
2010-11	Oct. 15	Home	Ontario Reign	3-6 L
2011-12	Oct. 14	Home	Colorado Eagles	5-2 L
2012-13	Oct. 12	Home	Ontario Reign	1-2 L
2013-14	Oct. 19	Home	Colorado Eagles	5-0 W
2014-15	Oct. 17	Away	Bakersfield Condors	1-3 L
2015-16	Oct. 10	Home	Rockford IceHogs	7-0 W
2016-17	Oct. 15	Home	San Jose Barracuda	



# HOME OPENER ALL-TIME STATS

## ALL-TIME HOME OPENER RECORD

HEAT All-Time Record: 1-0-0-0  
THUNDER: 5-5-0-0  
STOCKTON HOCKEY: 6-5-0-0

## WIN STREAKS

HEAT: 1 game  
Oct. 10, 2015 - Present  
THUNDER: 3 games  
Dec. 10, 2005 - Oct. 27, 2007  
STOCKTON HOCKEY: 3 games  
Dec. 10, 2005 - Oct. 27, 2007

## LOSING STREAKS

HEAT: n/a  
THUNDER: 5 games  
Oct. 18, 2008 - Oct. 12, 2012  
STOCKTON HOCKEY: 5 games  
Oct. 18, 2008 - Oct. 12, 2012

## MOST GOALS FOR

HEAT: 7 Goals  
Oct. 10, 2015 vs. Rockford IceHogs  
THUNDER: 5 Goals  
Oct. 19, 2013 vs. Colorado Eagles  
STOCKTON HOCKEY: 7 Goals  
Oct. 10, 2015 vs. Rockford IceHogs

## MOST GOALS AGAINST

HEAT: 0 Goals  
Oct. 10, 2015 vs. Rockford IceHogs  
THUNDER: 7 Goals  
Oct. 23, 2009 vs. Ontario Reign (ECHL)  
STOCKTON HOCKEY: 7 Goals  
Oct. 23, 2009 vs. Ontario Reign (ECHL)

## EARLIEST HOME OPENER

HEAT: Oct. 10, 2015 vs. Rockford  
THUNDER: Oct. 12, 2012 vs. Ontario (ECHL)  
STOCKTON HOCKEY: Oct. 10, 2015 vs. Rockford

## LATEST HOME OPENER

HEAT: Oct. 10, 2015 vs. Rockford  
THUNDER: Dec. 10, 2005 vs. Phoenix  
STOCKTON HOCKEY: Dec. 10, 2005 vs. Phoenix

## FEWEST GOALS FOR

HEAT: 7 Goals  
Oct. 10, 2015 vs. Rockford IceHogs  
THUNDER: 1 Goal (2x)  
Oct. 23, 2009 vs. Ontario Reign (ECHL)  
Oct. 12, 2012 vs. Ontario Reign (ECHL)  
STOCKTON HOCKEY: 1 Goal (2x)  
Oct. 23, 2009 vs. Ontario Reign (ECHL)  
Oct. 12, 2012 vs. Ontario Reign (ECHL)

## FEWEST GOALS AGAINST

HEAT: 0 Goals  
Oct. 10, 2015 vs. Rockford IceHogs  
THUNDER: 0 Goals (2x)  
Dec. 10, 2005 vs. Phoenix Roadrunners  
Oct. 19, 2013 vs. Colorado Eagles  
STOCKTON HOCKEY: 0 Goals (3x)  
Oct. 10, 2015 vs. Rockford IceHogs  
Dec. 10, 2005 vs. Phoenix Roadrunners  
Oct. 19, 2013 vs. Colorado Eagles

## LARGEST

WINNING MARGIN:  
HEAT: 7 Goals  
Oct. 10, 2015 vs. Rockford IceHogs  
THUNDER: 5 goals  
Oct. 19, 2013 vs. Colorado Eagles  
STOCKTON HOCKEY: 7 goals  
Oct. 10, 2015 vs. Rockford IceHogs

## LOSING MARGIN:

HEAT: n/a  
THUNDER: 6 goals  
Oct. 23, 2009 vs. Ontario Reign (ECHL)  
STOCKTON HOCKEY: 6 goals  
Oct. 23, 2009 vs. Ontario Reign (ECHL)

## ATTENDANCE

LARGEST ATTENDANCE:  
HEAT: 6,543  
Oct. 15, 2015 vs. Rockford  
THUNDER: 10,117  
Dec. 10, 2005 vs. Phoenix  
STOCKTON HOCKEY: 10,117  
Dec. 10, 2005 vs. Phoenix  
SMALLEST ATTENDANCE:  
HEAT: 6,543  
Oct. 15, 2015 vs. Rockford  
THUNDER: 5,021  
Oct. 19, 2014 vs. Bakersfield (ECHL)  
STOCKTON HOCKEY: 10,117  
Oct. 19, 2014 vs. Bakersfield (ECHL)

## TIMES OPENING SEASON AT HOME

HEAT: 1 time  
2015-16 vs. Rockford (7-0 W)  
THUNDER: 5 times  
2008-09 vs. Fresno (2-3 L)  
2010-11 vs. Ontario (3-6 L)  
2011-12 vs. Colorado (2-5 L)  
2012-13 vs. Ontario (1-2 L)  
2013-14 vs. Colorado (5-0 W)  
STOCKTON HOCKEY: 6 times  
2008-09 vs. Fresno (2-3 L)  
2010-11 vs. Ontario (3-6 L)  
2011-12 vs. Colorado (2-5 L)  
2012-13 vs. Ontario (1-2 L)  
2013-14 vs. Colorado (5-0 W)  
2015-16 vs. Rockford (7-0 W)

## TIMES OPENING SEASON ON THE ROAD

HEAT: n/a  
THUNDER: 5 times  
2005-06 at Fresno (3-4 L)  
2006-07 at Bakersfield (6-1 W)  
2007-08 at Bakersfield (2-3 L)  
2009-10 at Idaho (1-3 L)  
2014-15 at Bakersfield (1-3L)  
STOCKTON HOCKEY: 5 times  
2005-06 at Fresno (3-4 L)  
2006-07 at Bakersfield (6-1 W)  
2007-08 at Bakersfield (2-3 L)  
2009-10 at Idaho (1-3 L)  
2014-15 at Bakersfield (1-3L)





# HOT PINK

## SEASON-BY-SEASON HOT PINK STATS

Year	Date	Opposition	Result	GWG	Winning Goalie	Att.
2006-07	Nov. 3	Long Beach Ice Dogs	3-2 W	Stephane Goulet	Devan Dubnyk	6,936
	Nov. 4	Phoenix Road Runners	3-2 W	Jeff Lang	Devan Dubnyk	8,209
2007-08	Nov. 2	Idaho Steelheads	4-0 W	Jesse Bennefield	Glenn Fisher	8,105
	Nov. 3	Idaho Steelheads	3-2 W	Brandon Schwartz	Cam Ellsworth	9,737
2008-09	Nov. 7	Victoria Salmon Kings	3-2 SOW	Ryan Huddy	Andrew Perugini	8,027
	Nov. 8	Victoria Salmon Kings	1-3 L	Curtis Billsten (VIC)	Todd Ford (VIC)	9,737
2009-10	Nov. 6	Alaska Aces	3-4 OTL	Ryan Turek (AK)	Sebastian Dahm (AK)	6,976
	Nov. 7	Alaska Aces	4-5 SOL	Nick Mazzolini (AK)	Scott Reid (AK)	9,392
2010-11	Nov. 5	Bakersfield Condors	7-0 W	Craig Valette	Bryan Pitton	6,707
	Nov. 6	Bakersfield Condors	4-2 W	Bretton Cameron	Bryan Pitton	9,015
	Nov. 7	Bakersfield Condors	4-0 W	Steve Vanoosten	Tyson Sexmith	5,021
2011-12	Nov. 4	Utah Grizzlies	0-1 SOL	Jell LoVecchio (UTA)	Andrew Engelage (UTA)	6,193
	Nov. 5	Utah Grizzlies	3-2 W	Matt Foy	THomas Heemskerk	9,012
2012-13	Nov. 2	Bakersfield Condors	6-1 W	Garet Hunt	Cody Reichard	5,717
	Nov. 3	Alaska Aces	7-4 W	Toni Rajala	Tyler Bunz	8,018
	Nov. 4	Alaska Aces	5-1 W	Nathan Deck	Tyler Bunz	4,194
2013-14	Nov. 1	Utah Grizzlies	3-2 W	Ryan Hayes	Parker Milner	5,256
	Nov. 2	Utah Grizzlies	6-1 W	Kirill Kabanov	Brian Foster	6,815
2014-15	Feb. 20	Idaho Steelheads	0-1 L	Colton Beck (IDH)	Jack Campbell (IDH)	4,362
	Feb. 21	Idaho Steelheads	3-6 L	Wade MacLeod (IDH)	Jack Campbell (IDH)	6,227
	Feb. 22	Idaho Steelheads	2-5 L	Colton Beck (IDH)	Jack Campbell (IDH)	3,708
2015-16	Nov. 6	Bakersfield Condors	1-2 L	Brad Hunt (BAK)	Laurent Brossoit (BAK)	4,124
	Nov. 7	Ontario Reign	0-4 L	Sean Backman (ONT)	Peter Budaj (ONT)	5,276
2016-17	Nov. 4	San Diego Gulls				
	Nov. 5	San Diego Gulls				

## DONATION AMOUNT

Year	Donation Amount
2006-2015 (ECHL)	\$247,085
2015-16 (AHL)	\$13,815
<b>ECHL TOTALS</b>	<b>\$247,085</b>
<b>AHL TOTALS</b>	<b>\$13,815</b>
<b>STOCKTON TOTALS</b>	<b>\$260,900</b>



# PINK WEEKEND ALL-TIME STATS

The tradition of dying the ice pink, wearing special pink jerseys and raising money for cancer charities in San Joaquin county has gone on since Stockton's day's in the ECHL as the Stockton Thunder.

Beginning during the Thunder's second year (2006-07), Thunder Goes Pink occurred every year until the announcement that the Stockton Heat would be coming to town in 2015-16.

On November 6 & 7, 2015, the Stockton Heat carried the tradition on during Hot Pink 1. To date, the team has raised nearly \$250,000 for local charities in the 10 seasons of the promotion, primarily St. Joseph's Foundation - Breast Health Services, which helps breast cancer patients with things they may need be it grocery or gas money, rent, or even a ride to and from appointments and treatments.

Hot Pink 2 will take place on November 4 & 5, 2016.

## ALL-TIME RECORD

HEAT All-Time Record: 0-2-0-0  
 THUNDER: 14-4-1-2  
 STOCKTON HOCKEY: 14-6-1-2

## WIN STREAKS

HEAT: 0 games  
 THUNDER: 6 games  
 Nov. 5, 2011 - Nov. 2, 2014  
 STOCKTON HOCKEY: 6 games  
 Nov. 5, 2011 - Nov. 2, 2014

## LOSING STREAKS

HEAT: 2 games  
 Nov. 6, 2015 - Nov. 7, 2015  
 THUNDER: 3 games  
 Feb. 20, 2015 - Feb. 22, 2015  
 STOCKTON HOCKEY: 5 games  
 Feb. 20, 2015 - Nov. 7, 2015

## MOST GOALS FOR

HEAT: ONE GAME: 1 Goal  
 Nov. 6, 2015 - Hot Pink 1 (Gm. 1)  
 HEAT: ONE PINK WEEKEND: 1 Goal  
 Nov. 6 & 7 - Hot Pink 1  
 THUNDER: ONE GAME: 7 Goals (2x)  
 Nov. 5, 2010 - Thunder Goes Pink V  
 Nov. 3, 2010 - Thunder Goes Pink VII  
 THUNDER: ONE PINK WEEKEND: 18 Goals  
 Nov. 2, 3 & 4, 2012 - Thunder Goes Pink VII  
 STOCKTON HOCKEY: ONE GAME: 7 Goals (2x)  
 Nov. 5, 2010 - Thunder Goes Pink V  
 Nov. 3, 2010 - Thunder Goes Pink VII  
 STOCKTON HOCKEY: ONE PINK WEEKEND: 18 Goals  
 Nov. 2, 3 & 4, 2012 - Thunder Goes Pink VII

## MOST GOALS AGAINST

HEAT: ONE GAME: 4 Goals  
 Nov. 7, 2015 - Hot Pink 1 (Gm. 2)  
 HEAT: ONE PINK WEEKEND: 6 Goals  
 Nov. 6 & 7 - Hot Pink 1  
 THUNDER: ONE GAME: 6 Goals  
 Feb. 21, 2015 - Thunder Goes Pink VIII  
 THUNDER: ONE PINK WEEKEND: 12 Goals  
 Feb. 20, 21 & 22, 2015 - Thunder Goes Pink VIII  
 STOCKTON HOCKEY: ONE GAME: 6 Goals  
 Feb. 21, 2015 - Thunder Goes Pink VIII  
 STOCKTON HOCKEY: ONE PINK WEEKEND: 12 Goals  
 Feb. 20, 21 & 22, 2015 - Thunder Goes Pink VIII

## LARGEST

WINNING MARGIN:  
 HEAT: n/a  
 THUNDER: 7 goals  
 Nov. 5, 2010 - Thunder Goes Pink V  
 STOCKTON HOCKEY: 7 goals  
 Nov. 5, 2010 - Thunder Goes Pink V  
 LOSING MARGIN:  
 HEAT: 4 goals  
 Nov. 7, 2015 - Hot Pink 1  
 THUNDER: 3 goals (2x)  
 Feb. 22, 2015 - Thunder Goes Pink VIII  
 Feb. 21, 2015 - Thunder Goes Pink VIII  
 STOCKTON HOCKEY: 4 goals  
 Nov. 7, 2015 - Hot Pink 1

## DONATION:

HEAT: \$13,815  
 Hot Pink 1  
 THUNDER: Insufficient Data for exact amount

## LARGEST CONTINUED

LARGEST ATTENDANCE, SINGLE GAME:  
 HEAT: 5,276  
 Nov. 7, 2015 vs. Ontario  
 THUNDER: 9,737 (2x)  
 Nov. 3, 2007 vs. Idaho  
 Nov. 8, 2008 vs. Victoria  
 STOCKTON HOCKEY: 9,737 (2x)  
 Nov. 3, 2007 vs. Idaho  
 Nov. 8, 2008 vs. Victoria  
 LARGEST ATTENDANCE, PINK WEEKEND (2 GMS):  
 HEAT: 9,400  
 Nov. 6 & 7, 2015  
 Hot Pink 1  
 THUNDER: 17,842  
 Nov. 2 & 3, 2007  
 Thunder Goes Pink II  
 STOCKTON HOCKEY: 17,842  
 Nov. 2 & 3, 2007  
 Thunder Goes Pink II  
 LARGEST ATTENDANCE, PINK WEEKEND (3 GMS):  
 HEAT: n/a  
 THUNDER: 20,743  
 Nov. 5, 6 & 7, 2010  
 Thunder Goes Pink V  
 STOCKTON HOCKEY: 20,743  
 Nov. 5, 6 & 7, 2010  
 Thunder Goes Pink V



HOT PINK JERSEYS FROM 2015-PRESENT



THUNDER GOES PINK JERSEYS FROM 2010-2015



THUNDER GOES PINK JERSEYS FROM 2006-2009



# TEDDY BEAR TOSS

## SEASON-BY-SEASON TEDDY BEAR TOSS STATS


Year	Date	Opposition	Result	GWG	Winning Goalie	Att.
2005-06	Jan. 28	Long Beach Ice Dogs	1-2 SOL	Chris Kenady (LB)	Olivier Michaud (LB)	10,117
2006-07	Jan. 13	Bakersfield Condors	6-1 W	Tim O'Connell	Devan Dubnyk	8,911
2007-08	Jan. 19	Las Vegas Wranglers	1-4 L	Kelly Czuy (LV)	Kevin Lalande (LV)	9,737
2008-09	Jan. 17	Idaho Steelheads	4-3 W	Igor Gongalsky	Andrew Perugini	7,884
2009-10	Jan. 30	Victoria Salmon Kings	0-1 SOL	Andy Brandt (VIC)	Glenn Fisher (VIC)	9,158
2010-11	Jan. 22	Ontario Reign	4-1 W	Craig Valette	Bryan Pitton	9,482
2011-12	Jan. 21	Las Vegas Wranglers	7-5 W	Mike Little	Alex Stalock	7,405
2012-13	Jan. 26	Utah Grizzlies	3-4 OTL	Mark Isherwood (UTA)	Shane Owen (UTA)	8,026
2013-14	Jan. 18	Bakersfield Condors	4-3 SOW	Joey Martin	Brian Foster	8,077
2014-15	Jan. 24	Colorado Eagles	0-3 L	Derek Rodwell (COL)	Clarke Saunders (COL)	8,929
2015-16	Jan. 23	Manitoba Moose	3-2 OTW	Aaron Johnson	Kevin Poulin	7,883
2016-17	Jan. 21	Bakersfield Condors				

## BEAR DONATION AMOUNT


Year	Donation Amount	Attendance
2005-2015 (ECHL)	45,339	87,726
2015-16 (AHL)	8,231	7,883
<b>ECHL TOTALS</b>	<b>45,339</b>	<b>87,726</b>
<b>AHL TOTALS</b>	<b>8,231</b>	<b>7,883</b>
<b>STOCKTON TOTALS</b>	<b>53,570</b>	<b>95,609</b>



# TEDDY BEAR TOSS YEAR-BY-YEAR



**KENNY AGOSTINO**  
Drafted 2010 by Pittsburgh  
(Round 5, #140 Overall)



**NATHAN MARTZ**  
Drafted 2000 by NY Rangers  
(Round 5, #140 Overall)



**ALEX MACLEOD**  
Undrafted

No.	Lge	Year	Date	Opp.	Result	Goal Scorer	Period	Time	# of Bears	Att.
1	ECHL	2005-06	Jan. 28, 2006	Long Beach Ice Dogs	1-2 SOL	Nathan Martz	2nd	12:20	3,300*	10,117
2	ECHL	2006-07	Jan. 13, 2007	Bakersfield Condors	6-1 W	Mike Lalonde	2nd	4:24	3,655	8,911
3	ECHL	2007-08	Jan. 19, 2008	Las Vegas Wranglers	1-4 L	Brandon Schwartz	3rd	2:05	3,831	9,737
4	ECHL	2008-09	Jan. 17, 2009	Idaho Steelheads	4-3 W	Igor Gongalsky	1st	16:35	3,515	7,884
5	ECHL	2009-10	Jan. 20, 2010	Victoria Salmon Kings	0-1 SOL	NONE**	N/A	N/A	4,348	9,158
6	ECHL	2010-11	Jan. 22, 2011	Ontario Reign	4-1 W	Jim McKenzie	1st	5:31	5,835***	9,482
7	ECHL	2011-12	Jan. 21, 2012	Las Vegas Wranglers	7-5 W	Jesse Fratkin	1st	19:59	4,706	7,405
8	ECHL	2012-13	Jan. 26, 2013	Utah Grizzlies	3-4 OTL	Harrison Reed	1st	5:14	5,235	8,026
9	ECHL	2013-14	Jan. 18, 2014	Bakersfield Condors	4-3 SOW	Alex MacLeod	1st	2:48	5,243	8,077
10	ECHL	2014-15	Jan. 24, 2015	Colorado Eagles	0-3 L	NONE***8	N/A	N/A	5,671	8,929
11	AHL	2015-16	Jan. 23, 2016	Manitoba Moose	3-2 OTW	Kenny Agostino	2nd	8:03	8,231^	7,883

\*Second Extended Sellout in Stockton Thunder history; Bear Count was over 3, 300 but actual number not recorded

\*\*First time shutout but did have Anthony Aiello score in the third round of the shootout which went 16 rounds

\*\*\*Most bears ever collected in Stockton Thunder History

\*\*\*\*Second time ever shutout

^Most bears collected overall



# TEDDY BEAR TOSS ALL-TIME STATS

The always popular Teddy Bear Toss Game occurs every January in Stockton for the last 11 seasons and will make it's return again on January 21, 2016.

When the team scores their first goal of the game, fans are encouraged to throw teddy bears and stuffed animals they purchased onto the ice. Fans can come with as many as they want and as big as they want, and after they all find a spot on the ice, they are collected and donated to the United Way of San Joaquin County.

The United Way will then distribute the bears to local charities and children in need in San Joaquin County.

## ALL-TIME RECORD

HEAT All-Time Record: 1-0-0-0  
 THUNDER: 5-2-1-2  
 STOCKTON HOCKEY: 6-2-1-2

## WIN STREAKS

HEAT: 1 game  
 Jan. 23, 2015 - Present  
 THUNDER: 2 games  
 Jan. 22, 2011 - Jan. 21, 2012  
 STOCKTON HOCKEY: 2 games  
 Jan. 22, 2011 - Jan. 21, 2012

## LOSING STREAKS

HEAT: n/a  
 THUNDER: 1 game (2x)  
 Jan. 19, 2008  
 Jan. 24, 2015  
 STOCKTON HOCKEY: 1 game (2x)  
 Jan. 19, 2008  
 Jan. 24, 2015

## POINT STREAKS

HEAT: 1 game  
 Jan. 23, 2015 - Present  
 THUNDER: 6 games  
 Jan. 17, 2009 - Jan. 18, 2014 (4-0-1-1)  
 STOCKTON HOCKEY: 6 games  
 Jan. 17, 2009 - Jan. 18, 2014 (4-0-1-1)

## MOST GOALS FOR

HEAT: 3 Goals  
 Jan. 23, 2015 vs. Manitoba Moose  
 THUNDER: 7 Goals  
 Jan. 21, 2012 vs. Las Vegas Wranglers  
 STOCKTON HOCKEY: 7 Goals  
 Jan. 21, 2012 vs. Las Vegas Wranglers

## MOST GOALS AGAINST

HEAT: 2 Goals  
 Jan. 23, 2015 vs. Manitoba Moose  
 THUNDER: 5 Goals  
 Jan. 21, 2012 vs. Las Vegas Wranglers  
 STOCKTON HOCKEY: 5 Goals  
 Jan. 21, 2012 vs. Las Vegas Wranglers

## LARGEST

WINNING MARGIN:  
 HEAT: 1 Goal  
 Jan. 23, 2016 vs. Manitoba Moose  
 THUNDER: 5 goals  
 Jan. 13, 2007 vs. Bakersfield Condors  
 STOCKTON HOCKEY: 5 goals  
 Jan. 13, 2007 vs. Bakersfield Condors

## LOSING MARGIN:

HEAT: n/a  
 THUNDER: 3 goals (2x)  
 Jan. 19, 2008 vs. Las Vegas Wranglers  
 Jan. 24, 2015 vs. Colorado Eagles  
 STOCKTON HOCKEY: 3 goals (2x)  
 Jan. 19, 2008 vs. Las Vegas Wranglers  
 Jan. 24, 2015 vs. Colorado Eagles

## ATTENDANCE:

HEAT: 7,883  
 Jan. 23, 2016 vs. Manitoba Moose  
 THUNDER: 10,117  
 Jan. 28, 2006 vs. Long Beach Ice Dogs  
 STOCKTON HOCKEY: 10,117  
 Jan. 28, 2006 vs. Long Beach Ice Dogs

## LARGEST DONATION OF BEARS

HEAT: 8,231  
 Jan. 23, 2016 vs. Manitoba Moose  
 THUNDER: 5,835  
 Jan. 22, 2011 vs. Ontario Reign  
 STOCKTON HOCKEY: 8,231  
 Jan. 23, 2016 vs. Manitoba Moose

## FASTEST GOAL TO START TEDDY BEAR TOSS GAME

HEAT: 2nd Period - 8:03, Kenny Agostino  
 Jan. 23, 2016 vs. Manitoba Moose  
 THUNDER: 1st Period - 2:48, Alex MacLeod  
 Jan. 18, 2014 vs. Bakersfield Condors  
 STOCKTON HOCKEY: 1st Period - 2:48, Alex MacLeod  
 Jan. 18, 2014 vs. Bakersfield Condors

## LATEST GOAL TO UNLEASH THE BEARS

HEAT: 2nd Period - 8:03, Kenny Agostino  
 Jan. 23, 2016 vs. Manitoba Moose  
 THUNDER: 3rd Period - 2:05, Brandon Schwartz  
 Jan. 19, 2008 vs. Las Vegas Wranglers  
 STOCKTON HOCKEY: 3rd Period - 2:05, Brandon Schwartz  
 Jan. 19, 2008 vs. Las Vegas Wranglers

## TEDDY BEAR TOSS GOAL BREAKDOWN

HEAT:  
 0 goals in the 1st Period  
 1 goal in the 2nd Period  
 0 goals in the 3rd Period  
 0 times shutout  
 THUNDER:  
 5 goals in the 1st Period  
 2 goal in the 2nd Period  
 1 goals in the 3rd Period  
 2 times shutout  
 ALL-TIME:  
 5 goals in the 1st Period  
 6 goal in the 2nd Period  
 1 goals in the 3rd Period  
 2 times shutout



# EASY BEING GREEN

## SEASON-BY-SEASON EASY BEING GREEN STATS

Year	Date	Opposition	Result	GWG	Winning Goalie	Att.
2008-09	Mar. 6	Bakersfield Condors	3-6 L	Matt Pope (BAK)	David McKee (BAK)	6,670
	Mar. 7	Utah Grizzlies	4-1 W	Craig Valette	Andrew Perugini	7,489
2009-10	Mar. 5	Victoria Salmon Kings	3-5 L	Chad Painchaud (VIC)	Glenn Fisher (VIC)	5,794
	Mar. 6	Victoria Salmon Kings	7-3 W	Daryl Marcoux	Aaron Sorochan	8,042
2010-11	Mar. 25	Victoria Salmon Kings	6-7 SOL	Chad Painchaud (VIC)	Jimmy Spratt (VIC)	5,830
	Mar. 26	Victoria Salmon Kings	3-4 SOL	Matt Stefanishion (VIC)	David Schantz (VIC)	8,923
2011-12	Mar. 16	Las Vegas Wranglers	3-1 W	Gabriel Levesque	Thomas Heemskirk	6,017
	Mar. 17	Utah Grizzlies	2-5 L	Ross Carlson (UTA)	Jimmy Spratt (UTA)	7,537
2012-13	Mar. 8	Las Vegas Wranglers	4-3 W	Brandon Davidson	Tyler Bunz	4,456
	Mar. 9	Las Vegas Wranglers	2-3 L	Judd Blackwater (LV)	Joe Fallon (LV)	6,437
2013-14	Mar. 14	Utah Grizzlies	3-2 W	Ryan Hayes	Brian Foster	4,212
	Mar. 15	Utah Grizzlies	1-4 L	David Vallorani (UTA)	Igor Bobkov (UTA)	5,339
2014-15	Mar. 27	Alaska Aces	2-10 L	Brendan Connolly (AK)	Troy Redmann (AK)	4,141
	Mar. 28	Alaska Aces	4-5 SOL	Ryan Walters (AK)	Troy Redmann (AK)	5,216
2015-16	Apr. 9	San Diego Gulls	2-6 L	Joseph Cramarossa (SD)	Matt Hackett (SD)	5,907
	Apr. 10	San Diego Gulls	5-4 OTW	Freddie Hamilton	Nick Schneider	5,092
2016-17	Feb. 17	San Jose Barracuda				
	Feb. 18	Bakersfield Condors				

## SEASON-BY-SEASON GREEN AWARD WINNER DONATION

Year	Dates	Green Award Winner	Charity	Donation Amount
2008-09	Mar. 6 & 7	Surtec Inc.	Adopt-A-Family	\$13,024
2009-10	Mar. 5 & 6	Premier Finishing	Child Abuse Prevention Council/ Way of Compassion	\$12,196 (\$9,147/\$3,049)
2010-11	Mar. 25 & 26	CBC Steel Buildings	Disabled American Vets	\$12,356
2011-12	Mar. 16 & 17	Dorfman Pacific	United Way of San Joaquin County	\$8,468
2012-13	Mar. 8 & 9	Diamond Foods	United Way of San Joaquin County	\$6,308
2013-14	Mar. 14 & 15	American Recycling Company	United Cerebral Palsy of Stanislaus County	\$4,160
2014-15	Mar. 27 & 28	Musco Family Olive Co.	JFB Foundation for Agricultural Education	\$3,570
2015-16	Apr. 9 & 10	JaniTek	United Way of San Joaquin County	\$3,600
2016-17	Feb. 17 & 18			



# EASY BEING GREEN ALL-TIME STATS

Easy Being Green unites hockey and community involvement with an eco-friendly campaign that helps fans learn about protecting the environment that we all share. The annual Stockton Heat Easy Being Green Award Winners are selected in conjunction with the Valley Green Team.

## ALL-TIME RECORD

HEAT All-Time Record: 1-1-0-0  
 THUNDER: 5-6-0-3  
 STOCKTON HOCKEY: 6-7-0-3

## WIN STREAKS

HEAT: 1 game  
 Apr. 10, 2016 - Present  
 THUNDER: 1 game (5x)  
 Mar. 14, 2015  
 STOCKTON HOCKEY: 1 game (6x)  
 Apr. 10, 2016 - Present

## LOSING STREAKS

HEAT: 1 game  
 Apr. 9, 2016  
 THUNDER: 2 games  
 Mar. 15, 2014 - Mar. 27, 2015  
 STOCKTON HOCKEY: 2 games  
 Mar. 15, 2014 - Mar. 27, 2015

## POINT STREAKS

HEAT: 1 game  
 Apr. 10, 2016 - Present  
 THUNDER: 4 games  
 Mar. 6, 2010 - Mar. 16, 2012 (2-0-0-2)  
 STOCKTON HOCKEY: 4 games  
 Mar. 6, 2010 - Mar. 16, 2012 (2-0-0-2)

## MOST GOALS FOR

HEAT: ONE GAME: 5 Goals  
 Apr. 10, 2016 vs. San Diego Gulls  
 HEAT: ONE GREEN WEEKEND: 7 Goals  
 Apr. 9, 2016 vs. San Diego Gulls  
 THUNDER: ONE GAME: 6 Goals  
 Mar. 25, 2011 vs. Victoria Salmon Kings  
 THUNDER: ONE GREEN WEEKEND: 10 Goals  
 Mar. 5 & 6, 2010 vs. Victoria Salmon Kings  
 STOCKTON HOCKEY: ONE GAME: 6 Goals  
 Mar. 25, 2011 vs. Victoria Salmon Kings  
 STOCKTON HOCKEY: ONE GREEN WEEKEND: 10 Goals  
 Mar. 5 & 6, 2010 vs. Victoria Salmon Kings

## MOST GOALS AGAINST

HEAT: ONE GAME: 6 Goals  
 Apr. 9, 2016 vs. San Diego Gulls  
 HEAT: ONE GREEN WEEKEND: 10 Goals  
 Apr. 9 & 10, 2016 vs. San Diego Gulls  
 THUNDER: ONE GAME: 10 Goals  
 Mar. 27, 2015 vs. Alaska Aces  
 THUNDER: ONE GREEN WEEKEND: 15 Goals  
 Mar. 27 & 28, 2015 vs. Alaska Aces  
 STOCKTON HOCKEY: ONE GAME: 10 Goals  
 Mar. 27, 2015 vs. Alaska Aces  
 STOCKTON HOCKEY: ONE GREEN WEEKEND: 15 Goals  
 Mar. 27 & 28, 2015 vs. Alaska Aces

## LARGEST

WINNING MARGIN:  
 HEAT: 1 Goal  
 Apr. 10, 2016 vs. San Diego Gulls  
 THUNDER: 4 Goals  
 Mar. 5, 2010 vs. Victoria Salmon Kings  
 STOCKTON HOCKEY: 4 Goals  
 Mar. 5, 2010 vs. Victoria Salmon Kings  
 LOSING MARGIN:  
 HEAT: 4 Goals  
 Apr. 9, 2016 vs. San Diego Gulls  
 THUNDER: 8 Goals  
 Mar. 28, 2015 vs. Alaska Aces  
 STOCKTON HOCKEY: 8 Goals  
 Mar. 28, 2015 vs. Alaska Aces  
 ATTENDANCE (SINGLE GAME):  
 HEAT: 5,907  
 April 9, 2016 vs. San Diego Gulls  
 THUNDER: 8,923  
 Mar. 26, 2011 vs. Victoria Salmon Kings  
 STOCKTON HOCKEY: 8,923  
 Mar. 26, 2011 vs. Victoria Salmon Kings

## LARGEST CONTINUED

ATTENDANCE (WEEKEND):  
 HEAT: 10,999  
 Apr. 9 & 10, 2016  
 THUNDER: 14,753  
 Mar. 25 & 26, 2011  
 STOCKTON HOCKEY: 14,753  
 Mar. 25 & 26, 2011  
 DONATION:  
 HEAT: \$3,600  
 2015-16 - United Way of San Joaquin County  
 THUNDER: \$13,024  
 2008-09 - Adopt-A-Family  
 STOCKTON HOCKEY: \$13,024  
 2008-09 - Adopt-A-Family

## DONATION AMOUNT

Year	Donation Amount	Attendance
2008-2015 (ECHL)	\$60,082	86,103
2015-16 (AHL)	\$3,600	10,999
<b>ECHL TOTALS</b>	<b>\$60,082</b>	<b>86,103</b>
<b>AHL TOTALS</b>	<b>\$3,600</b>	<b>10,999</b>
<b>STOCKTON TOTALS</b>	<b>\$63,682</b>	<b>97,102</b>



# MILITARY APPRECIATION

## SEASON-BY-SEASON TEDDY BEAR TOSS STATS

Year	Date	Opposition	Result	GWG	Winning Goalie	Att.
2012-13	Feb. 15	Ontario Reign	2-1 W	Brandon Davidson	Olivier Roy	5,145
	Feb. 16	San Francisco Bulls	4-0 W	Gabriel Levesque	Olivier Roy	7,526
2013-14	Apr. 4	Utah Grizzlies	3-2 W	Joey Martin	Parker Miler	4,546
	Apr. 5	Utah Grizzlies	5-2 W	Marc Cantin	Brian Foster	6,032
2014-15	Oct. 24	Alaska Aces	4-6 L	Ryan Tesink (AK)	Niklas Lundstrom	3,508
	Oct. 25	Alaska Aces	4-1 W	Ryan Hayes	Shane Owen	5,356
2015-16	Apr. 16	San Jose Barracuda	5-4 W	Hunter Shinkaruk	Nick Schneider	8,041
2016-17	Apr. 14	Bakersfield Condors				

## SEASON-BY-SEASON DONATION TO WELCOME HOME HEROES

Year	Dates	Donation Amount
2012-13	Feb 15 & 16	\$13,009
2013-14	Apr. 4 & 5	\$6,000
2014-15	Oct. 24 & 25	\$4,488
2015-16	Apr. 16	\$3,096
2016-17	Apr. 14	

## BEAR DONATION TOTALS

Year	Donation Amount	Attendance
2005-2015 (ECHL)	\$23,497	32,113
2015-16 (AHL)	\$3,096	7,883
<b>ECHL TOTALS</b>	<b>\$23,497</b>	<b>32,113</b>
<b>AHL TOTALS</b>	<b>\$3,096</b>	<b>7,883</b>
<b>STOCKTON TOTALS</b>	<b>\$26,593</b>	<b>39,996</b>





# MILITARY APPRECIATION ALL-TIME STATS

Military Appreciation may be one of the newer signature events for Stockton Hockey fans, however the very real \$26, 593 donated to the Welcome Home Heroes Foundation have assisted veterans in San Joaquin County assimilate back to life in California, providing assistance and care for vets and their families.

## ALL-TIME RECORD

HEAT All-Time Record: 1-0-0-0  
 THUNDER: 5-1-0-0  
 STOCKTON HOCKEY: 6-1-0-0

## WIN STREAKS

HEAT: 1 game  
 Apr. 16, 2016 - Present  
 THUNDER: 4 games  
 Feb. 15, 2013 - Apr. 5, 2014  
 STOCKTON HOCKEY: 4 games  
 Feb. 15, 2013 - Apr. 5, 2014

## LOSING STREAKS

HEAT: n/a  
 THUNDER: 1 game  
 Oct. 24, 2014  
 STOCKTON HOCKEY: 1 game  
 Oct. 24, 2014

## POINT STREAKS

HEAT: 1 game  
 Apr. 16, 2016 - Present  
 THUNDER: 4 games  
 Feb. 15, 2013 - Apr. 5, 2014  
 STOCKTON HOCKEY: 4 games  
 Feb. 15, 2013 - Apr. 5, 2014

## MOST GOALS FOR

HEAT: ONE GAME: 5 Goals  
 Apr. 16, 2016 vs. San Jose Barracuda  
 THUNDER: ONE GAME: 5 Goals  
 Apr. 5, 2014 vs. Utah Grizzlies  
 THUNDER: ONE MILITARY WEEKEND: 5 Goals  
 Apr. 5, 2014 vs. Utah Grizzlies  
 STOCKTON HOCKEY: ONE GAME: 5 Goals (2x)  
 Apr. 16, 2016 vs. San Jose Barracuda  
 Apr. 5, 2014 vs. Utah Grizzlies  
 STOCKTON HOCKEY: ONE MIL. WEEKEND: 8 Goals (2x)  
 Oct. 24 & 25, 2014  
 Apr. 4 & 5, 2014

## MOST GOALS AGAINST

HEAT: ONE GAME: 4 Goals  
 Apr. 16, 2016 vs. San Diego Gulls  
 THUNDER: ONE GAME: 6 Goals  
 Oct. 24, 2014 vs. Alaska Aces  
 THUNDER: ONE MILITARY WEEKEND: 7 Goals  
 Oct. 24 & 25 vs. Alaska Aces  
 STOCKTON HOCKEY: ONE GAME: 6 Goals  
 Oct. 24, 2014 vs. Alaska Aces  
 STOCKTON HOCKEY: ONE MIL. WEEKEND: 7 Goals  
 Oct. 24 & 25 vs. Alaska Aces

## LARGEST

WINNING MARGIN:  
 HEAT: 1 Goal  
 Apr. 16, 2016 vs. San Diego Gulls  
 THUNDER: 4 Goals  
 Feb. 16, 2013 vs. San Francisco Bulls  
 STOCKTON HOCKEY: 4 Goals  
 Feb. 16, 2013 vs. San Francisco Bulls

LOSING MARGIN:  
 HEAT: n/a  
 THUNDER: 2 Goals  
 Oct. 24, 2014 vs. Alaska Aces  
 STOCKTON HOCKEY: 2 Goals  
 Oct. 24, 2014 vs. Alaska Aces

ATTENDANCE (SINGLE GAME):  
 HEAT: 8,041  
 Apr. 16, 2016 vs. San Diego Gulls  
 THUNDER: 7,526  
 Feb. 16, 2013 vs. San Francisco Bulls  
 STOCKTON HOCKEY: 8,923  
 Apr. 16, 2016 vs. San Diego Gulls

## LARGEST CONTINUED

ATTENDANCE (WEEKEND):  
 HEAT: n/a  
 THUNDER: 12,671  
 Feb. 15 & Feb. 16, 2013  
 STOCKTON HOCKEY: 12,671  
 Feb. 15 & Feb. 16, 2013

DONATION:  
 HEAT: \$3,096  
 2015-16  
 THUNDER: \$13,009  
 2012-13  
 STOCKTON HOCKEY: \$13,009  
 2012-13



# STOCKTON HEAT FIRSTS



# HEAT FIRSTS (TRANSACTIONS/GAMES/GOALS)

## TRANSACTIONS

FREE AGENT SIGNING: Louick Marcotte  
June 8, 2015  
NHL CALL-UP (in season): Markus Granlund  
October 14, 2015  
NHL Debut: Jakub Nakladal  
February 9, 2016  
TRADE: Yann Sauve (Portland Pirates)  
March 7, 2016 (Future Considerations)

## CAPTAINS & COACHES

CAPTAIN: Aaron Johnson  
ALTERNATES: Garnet Hathaway, Blair Riley &  
Turner Elson  
HEAD COACH: Ryan Huska  
ASSISTANT COACHES: Todd Gill, Domenic Pittis  
GOALIE COACH: Scott Gouthro  
STRENGTH & CONDITIONING COACH: Mike Thompson

## GAMES

HOME: Oct. 10, 2015 vs. Rockford IceHogs  
ARENA: Stockton Arena  
RESULT: Stockton 7 vs. Rockford 0  
ATTENDANCE: 6,543  
STARTING LINEUP:  
G: Jon Gillies  
D: Tyler Wotherspoon, Jakub Nakladal  
W: Kenny Agostino, Drew Shore  
C: Markus Granlund  
ROAD: Oct. 21, 2015 at Texas Stars  
ARENA: Cedar Park Center  
RESULT: Stockton 1 at Texas 0  
ATTENDANCE: 5,726  
STARTING LINEUP:  
G: Jon Gillies  
D: Tyler Wotherspoon, Dustin Stevenson  
W: Morgan Klimchuk, Blair Riley  
C: Freddie Hamilton

## GOALS FOR

GOAL: Derek Grant  
GM1 - Oct. 10, 2015, 4:22 in the First Period  
vs. Rockford IceHogs (7-0 W)  
HOME GOAL: Derek Grant  
HGM1 - Oct. 10, 2015, 4:22 in the First Period  
vs. Rockford IceHogs (7-0 W)  
ROAD GOAL: Freddie Hamilton  
RGM1 - Oct. 21, 2015, 15:18 in the Third Period  
at Texas Stars (1-0 W)  
ASSIST(S): Turner Elson & Emile Poirier  
GM1 - Oct. 10, 2015, 4:22 in the First Period  
vs. Rockford IceHogs (7-0 W)  
HOME ASSIST(S): Turner Elson & Emile Poirier  
HGM1 - Oct. 10, 2015, 4:22 in the First Period  
vs. Rockford IceHogs (7-0 W)  
ROAD ASSIST(S): Kenny Agostino & Kenney Morrison  
RGM1 - Oct. 21, 2015, 15:18 in the Third Period  
at Texas Stars (1-0 W)  
POWER-PLAY GOAL: Bill Arnold  
GM1 - Oct. 10, 2015, 8:08 in the First Period  
vs. Rockford IceHogs (7-0 W)  
HOME POWER-PLAY GOAL: Bill Arnold  
HGM1 - Oct. 10, 2015, 8:08 in the First Period  
vs. Rockford IceHogs (7-0 W)

## GOALS FOR (CONTINUED)

ROAD POWER-PLAY GOAL: Freddie Hamilton  
RGM1 - Oct. 21, 2015, 15:18 in the Third Period  
at Texas Stars (1-0 W)  
SHORTHANDED GOAL: Bryce Van Brabant  
GM5 - Oct. 30, 2015, 15:53 in the Second Period  
at San Diego Gulls (2-3 SOL)  
HOME SHORTHANDED GOAL: Derek Grant  
HGM8 - Dec. 5, 2015, 18:41 in the Third Period  
vs. San Diego Gulls (4-2 W)  
ROAD SHORTHANDED GOAL: Bryce Van Brabant  
GM5 - Oct. 30, 2015, 15:53 in the Second Period  
at San Diego Gulls (2-3 SOL)  
GAME WINNING GOAL: Derek Grant  
GM1 - Oct. 10, 2015, 4:22 in the First Period  
vs. Rockford IceHogs (7-0 W)  
GAME WINNING GOAL, HOME: Derek Grant  
HGM1 - Oct. 10, 2015, 4:22 in the First Period  
vs. Rockford IceHogs (7-0 W)  
GAME WINNING GOAL, ROAD: Freddie Hamilton  
RGM1 - Oct. 21, 2015, 15:18 in the Third Period  
at Texas Stars (1-0 W)  
GAME TYING GOAL: Bill Arnold  
GM5 - Oct. 30, 2015, 15:57 in the Third Period  
at San Diego Gulls (2-3 SOL)  
GAME TYING GOAL, HOME: Emile Poirier  
HGM6 - Nov. 21, 2015, 12:05 in the Third Period  
vs. San Jose Barracuda (4-3 SOW)  
GAME TYING GOAL, ROAD: Bill Arnold  
RGM3 - Oct. 30, 2015, 15:57 in the Third Period  
at San Diego Gulls (2-3 SOL)  
EMPTY NET GOAL: Turner Elson  
GM10 - Nov. 14, 2015, 19:40 in the Third Period  
at Texas Stars (5-3 W)  
EMPTY NET GOAL, HOME: Derek Grant  
HGM5 - Nov. 18, 2015, 19:51 in the Third Period  
vs. San Diego Gulls (4-0 W)  
EMPTY NET GOAL, ROAD: Turner Elson  
RGM6 - Nov. 14, 2015, 19:40 in the Third Period  
at Texas Stars (5-3 W)  
OVERTIME GOAL: Derek Grant  
GM35 - Jan. 23, 2016, 0:35 into Overtime  
vs. Manitoba Moose (3-2 OTW)  
OVERTIME GOAL, HOME: Derek Grant  
HGM16 - Jan. 23, 2016, 0:35 into Overtime  
vs. Manitoba Moose (3-2 OTW)  
OVERTIME GOAL, ROAD: Emile Poirier  
RGM26 - Mar. 5, 2016, 2:34 into Overtime  
at San Diego Gulls (5-4 OTW)  
SHOOTOUT GOAL: Kenny Agostino  
GM9 - Nov. 13, 2015, Round 1 of Shootout  
at San Antonio Rampage (4-5 SOL)  
SHOOTOUT GOAL, HOME: Kenny Agostino  
HGM6 - Nov. 21, 2015, Round 1 of Shootout  
vs. San Jose Barracuda (4-3 SOW)  
SHOOTOUT GOAL, ROAD: Kenny Agostino  
RGM5 - Nov. 13, 2015, Round 1 of Shootout  
at San Antonio Rampage (4-5 SOL)  
HAT TRICK: n/a  
HAT TRICK, HOME: n/a  
HAT TRICK, AWAY: n/a

## GOALS AGAINST

GOAL: Ryan Carpenter (San Jose)  
GM2 - Oct. 15, 2015, 0:28 in the Second Period  
vs. San Jose Barracuda (1-4 L)  
HOME GOAL: Ryan Carpenter (San Jose)  
HGM2 - Oct. 15, 2015, 0:28 in the Second Period  
vs. San Jose Barracuda (1-4 L)  
ROAD GOAL: Mikko Rantanen (San Antonio)  
RGM2 - Oct. 24, 2015, 6:40 in the First Period  
at San Antonio Rampage (1-5 L)  
ASSIST(S): Micheal Haley (San Jose)  
GM2 - Oct. 15, 2015, 0:28 in the Second Period  
vs. San Jose Barracuda (1-4 L)  
HOME ASSIST(S): Micheal Haley (San Jose)  
HGM2 - Oct. 15, 2015, 0:28 in the Second Period  
vs. San Jose Barracuda (1-4 L)  
ROAD ASSIST(S): Ben Street, Mason Geertsen (SA)  
RGM2 - Oct. 24, 2015, 6:40 in the First Period  
at San Antonio Rampage (1-5 L)  
POWER-PLAY GOAL: Nick Ritchie (San Diego)  
GM5 - Oct. 30, 2015, 14:59 in the Second Period  
at San Diego Gulls (2-3 SOL)  
HOME POWER-PLAY GOAL: Brad Hunt (Bakersfield)  
HGM3 - Nov. 6, 2015, 9:59 in the Second Period  
vs. Rockford IceHogs (7-0 W)  
ROAD POWER-PLAY GOAL: Nick Ritchie (San Diego)  
RGM3 - Oct. 30, 2015, 14:59 in the Second Period  
at San Diego Gulls (2-3 SOL)  
SHORTHANDED GOAL: Marc-Andre Cliche (SA)  
GM4 - Oct. 24, 2015, 17:15 in the Second Period  
at San Antonio Rampage (1-5 L)  
HOME SHORTHANDED GOAL: Reid Petryk (SA)  
HGM14 - Jan. 13, 2016, 11:36 in the First Period  
vs. San Antonio Rampage (6-2 W)  
ROAD SHORTHANDED GOAL: Marc-Andre Cliche (SA)  
GM4 - Oct. 24, 2015, 17:15 in the Second Period  
at San Antonio Rampage (1-5 L)  
GAME WINNING GOAL: Micheal Haley (San Jose)  
GM2 - Oct. 15, 2015, 8:01 in the First Period  
vs. San Jose Barracuda (1-4 L)  
GAME WINNING GOAL, HOME: Micheal Haley (San Jose)  
HGM2 - Oct. 15, 2015, 8:01 in the First Period  
vs. San Jose Barracuda (1-4 L)  
GAME WINNING GOAL, ROAD: Sam Henley (SA)  
RGM2 - Oct. 24, 2015, 18:28 in the First Period  
at San Antonio Rampage (1-5 L)  
GAME TYING GOAL: Barclay Goodrow (San Jose)  
GM29 - Jan. 6, 2016, 19:24 in the Third Period  
at San Jose Barracuda (3-4 OTL)  
GAME TYING GOAL, HOME: Brenden Kichton (Manitoba)  
HGM15 - Jan. 22, 2016, 15:16 in the Third Period  
vs. Manitoba Moose (2-1 SOW)  
GAME TYING GOAL, ROAD: Barclay Goodrow (San Jose)  
RGM16 - Jan. 6, 2016, 19:24 in the Third Period  
at San Jose Barracuda (3-4 OTL)



# HEAT FIRSTS (GOALS / WINS & LOSSES / OTHER)

## GOALS AGAINST (CONTINUED)

EMPTY NET GOAL: Jeremy Langlois (San Jose)  
GM16 - Dec. 4, 2015, 19:43 in the Third Period at San Jose (3-5 L)

EMPTY NET GOAL, HOME: Trevor Parkes (San Jose)  
HGM22 - Feb. 21, 2016, 17:40 in the Third Period vs. San Jose Barracuda (1-4 L)

EMPTY NET GOAL, ROAD: Jeremy Langlois (San Jose)  
GM16 - Dec. 4, 2015, 19:43 in the Third Period at San Jose (3-5 L)

OVERTIME GOAL: Nikolay Goldobin (San Jose)  
GM29 - Jan. 6, 2016, 3:09 into Overtime at San Jose Barracuda (3-4 OTL)

OVERTIME GOAL, HOME: Derek Grant  
HGM27 - Mar. 12, 2016, 1:14 into Overtime (PP) vs. Texas Stars (2-3 OTL)

OVERTIME GOAL, ROAD: Nikolay Goldobin (San Jose)  
RGM16 - Jan. 6, 2016, 3:09 into Overtime at San Jose Barracuda (3-4 OTL)

SHOOTOUT GOAL: Mike Sgarbossa (San Diego)  
GM5 - Oct. 30, 2015, Round 4 of Shootout at San Diego Gulls (2-3 SOL)

SHOOTOUT GOAL, HOME: John McCarthy (San Jose)  
HGM6 - Nov. 21, 2015, Round 1 of Shootout vs. San Jose Barracuda (4-3 SOW)

SHOOTOUT GOAL, ROAD: Mike Sgarbossa (San Diego)  
RGM3 - Oct. 30, 2015, Round 4 of Shootout at San Diego Gulls (2-3 SOL)

HAT TRICK: Jordan Samuels-Thomas (Ontario)  
GM8 - Nov. 7, 2015 - vs. Ontario Reign (0-4 L)

HAT TRICK, HOME: Jordan Samuels-Thomas (Ontario)  
HGM4 - Nov. 7, 2015 - vs. Ontario Reign (0-4 L)

HAT TRICK, AWAY: Brett Ritchie (Texas)  
RGM11 - Dec. 12, 2015 - at Texas Stars (2-5 L)

## WINS & LOSSES

WIN: October 10, 2015  
GM1 - vs. Rockford IceHogs (7-0 W)

WIN, HOME: October 10, 2015  
HGM1 - vs. Rockford IceHogs (7-0 W)

WIN, ROAD: October 21, 2015  
RGM1 - at Texas Stars (1-0 W)

WIN, SHUTOUT: October 10, 2015  
GM1 - vs. Rockford IceHogs(7-0 W)

WIN, SHUTOUT, HOME: October 10, 2015  
GM1 - vs. Rockford IceHogs (7-0 W)

WIN, SHUTOUT, ROAD: October 21, 2015  
RGM1 - at Texas Stars (1-0 W)

WIN, OVERTIME: January 27, 2016  
GM36 - vs. Ontario Reign (2-1 OTW)

WIN, OVERTIME, HOME: January 27, 2016  
HGM17 - vs. Ontario Reign (2-1 OTW)

WIN, OVERTIME, ROAD: March 5, 2016  
RGM26 - at San Diego Gulls (5-4 OTW)

WIN, SHOOTOUT: November 21, 2015  
GM12 - vs. San Jose Barracuda (4-3 SOW)

WIN, SHOOTOUT, HOME: November 21, 2015  
HGM6 - vs. San Jose Barracuda (4-3 SOW)

WIN, SHOOTOUT, ROAD: n/a

## WINS & LOSSES (CONTINUED)

LOSS: October 15, 2015  
GM2 - vs. San Jose Barracuda (1-4 L)

LOSS, HOME: October 15, 2015  
HGM2 - vs. San Jose Barracuda (1-4 L)

LOSS, ROAD: October 24, 2015  
RGM2 - at San Antonio Rampage (1-5 L)

LOSS, SHUTOUT: November 7, 2015  
GM8 - vs. Ontario Reign (0-4 L)

LOSS, SHUTOUT, HOME: November 7, 2015  
HGM4 - vs. Ontario Reign (0-4 L)

LOSS, SHUTOUT, ROAD: January 16, 2016  
RGM18 - at Rockford IceHogs (0-3 L)

LOSS, OVERTIME: January 6, 2016  
GM29 - at San Jose Barracuda (3-4 OTL)

LOSS, OVERTIME, HOME: March 12, 2016  
HGM27 - vs. Texas Stars (2-3 OTL)

LOSS, OVERTIME, ROAD: January 6, 2016  
RGM16 - at San Jose Barracuda (3-4 OTL)

LOSS, SHOOTOUT: October 30, 2015  
GM5 - vs. San Diego Gulls (2-3 SOL)

LOSS, SHOOTOUT, HOME: n/a

LOSS, SHOOTOUT, ROAD: October 30, 2015  
RGM3 - vs. San Diego Gulls (2-3 SOL)

## PENALTIES

PENALTY: Emile Poirier - Holding  
GM1 - Oct. 10, 2015  
vs. Rockford IceHogs (7-0 W)

PENALTY, HOME: Emile Poirier - Holding  
HGM1 - Oct. 10, 2015  
vs. Rockford IceHogs (7-0 W)

PENALTY, ROAD: Hunter Smith - Elbowing  
RGM1 - Oct. 21, 2015  
at Texas Stars (1-0 W)

FIGHTING MAJOR: Pat Sieloff  
vs. Borna Rendulic  
GM4 - Oct. 24, 2015  
at San Antonio Rampage (1-5 L)

FIGHTING MAJOR, HOME: Dustin Stevenson  
vs. Scott Sabourin  
HGM4 - Nov. 7, 2015  
vs. Ontario Reign (0-4 L)

FIGHTING MAJOR, ROAD: Pat Sieloff  
vs. Borna Rendulic  
RGM2 - Oct. 24, 2015  
at San Antonio Rampage (1-5 L)

GAME MISCONDUCT: Dustin Stevenson  
Rule 46.7 - Secondary Altercation  
GM17 - Dec. 5, 2015  
vs. San Diego Gulls (4-2 W)

GAME MISCONDUCT, HOME: Dustin Stevenson  
Rule 46.7 - Secondary Altercation  
HGM8 - Dec. 5, 2015  
vs. San Diego Gulls (4-2 W)

GAME MISCONDUCT, ROAD: Ryan Lomberg  
Rule 20.4 - Third Major/Second Fight\*  
GM14 - Dec. 27, 2015  
at San Jose Barracuda (1-5 L)

## PENALTIES (CONTINUED)

MISCONDUCT: Derek Grant  
Rule 39.4 - Abuse of Officials  
GM14 - Nov. 27, 2015  
vs. Bakersfield Condors (5-6 L)

MISCONDUCT, HOME: Derek Grant  
Rule 39.4 - Abuse of Officials  
HGM7 - Nov. 27, 2015  
vs. Bakersfield Condors (5-6 L)

MISCONDUCT, ROAD: Colton Orr  
Misconduct  
RGM28 - Mar. 21, 2016  
at Manitoba Moose (0-3 L)

## AWARDS & NOMINATIONS

PLAYER OF THE MONTH: Derek Grant  
January 2016, 2016-17

ROOKIE OF THE MONTH: n/a

GOALTENDER OF THE MONTH: n/a

PLAYER IN ALL-STAR GAME: Derek Grant  
2016 Toyota AHL All-Star Classic  
Syracuse, New York  
Onondaga County War Memorial Arena

MAJOR AHL AWARD WINNER: n/a

## GOALTENDERS

GAME PLAYED: Jon Gillies  
Oct. 10, 2015 vs. Rockford IceHogs (7-0 W)

WIN: Jon Gillies  
Oct. 10, 2015 vs. Rockford IceHogs (7-0 W)

LOSS: Jon Gillies  
Oct. 15, 2015 vs. San Jose Barracuda (1-4 L)

SHUTOUT: Jon Gillies  
Oct. 10, 2015 vs. Rockford IceHogs (7-0 W)

## SEASON STATS

20 GOAL SCORER: Derek Grant  
2015-16

30 GOAL SCORER: n/a

40 GOAL SCORER: n/a

50 POINT SCORER: Kenny Agostino  
2015-16

25 WINS (GOALIE): n/a

40 GAMES PLAYED (GOALIE): n/a



# ALL-STAR GAME & LEAGUE AWARDS





# HEAT PLAYERS AT THE AHL ALL-STAR GAME



Derek Grant accepting the CCM Fastest Skater Award at the 2016 AHL All-Star Classic in Syracuse (PHOTO BY SCOTT THOMAS)

## AHL ALL-STAR CLASSIC SELECTIONS

Year	Player	Position	Result	ASG Stats	AHL Stats
2015-16	Derek Grant	Center	2-1 W	3 GP, 2-1-3	36 GP, 27-18-45

## AHL SKILLS COMPETITION WINNER

Year	Player	Event	Winning Time/Score
2015-16	Derek Grant	Fastest Skater	14.054

## AHL 1ST OR 2ND ALL-STAR TEAM SELECTIONS

Year	Player	Team
2015-16	None	

## AHL ALL-ROOKIE TEAMS

Year	Player	Team
2015-16	None	



# HEAT ALL-TIME AWARD WINNERS

## AHL LEAGUE AWARDS

LES CUNNINGHAM AWARD

(LEAGUE MVP):

None

JOHN B. SOLLENBERGER TROPHY

(MOST POINTS):

None

WILLIE MARSHALL AWARD

(MOST POINTS):

None

DUDLEY RED GARRETT MEMORIAL AWARD

(BEST ROOKIE):

None

EDDIE SHORE AWARD

(BEST DEFENSEMAN):

None

ALDEGE "BAZ" BASTIEN MEMORIAL AWARD

(BEST GOALTENDER)

None

HARRY "HAP" HOLMES MEMORIAL AWARD

(GOALTENDER(S) WITH LOWEST GAA - MIN. 25 GP)

None

LOUIS A.R. PIERI MEMORIAL AWARD

(BEST HEAD COACH)

None

FRED T. HUNT MEMORIAL AWARD

(SPORTSMANSHIP, DETERMINATION & DEDICATION)

None

YANICK DUPRE MEMORIAL AWARD

(COMMUNITY INVOLVEMENT)

None

JACK A. BUTTERFIELD TROPHY

(MVP OF THE CALDER CUP PLAYOFFS)

None

JAMES C. HENDY MEMORIAL AWARD

(BEST EXECUTIVE)

None

THOMAS EBRIGHT AWARD

(OUTSTANDING CAREER CONTRIBUTIONS TO THE AHL)

None

KEN MCKENZIE AWARD

(BEST PROMOTION OF AN AHL TEAM)

None

JAMES H. ELLERY MEMORIAL AWARD

(BEST MEDIA COVERAGE)

None

## AHL MONTHLY AWARDS

PLAYER OF THE MONTH:

2015-16 - Derek Grant, January  
10 GP, 10-9-19

ROOKIE OF THE MONTH:

None

GOALIE OF THE MONTH:

None

## TEAM AWARDS

TEAM MVP:

2015-16 - Derek Grant

OFFENSIVE PLAYER OF THE YEAR:

2015-16 - Derek Grant

DEFENSIVE PLAYER OF THE YEAR:

2015-16 - Brett Kulak

ROOKIE OF THE YEAR:

2015-16 - Oliver Kylington

UNsung HERO:

2015-16 - Turner Elson

COMMUNITY SERVICE AWARD:

2015-16 - Bryce Van Brabant

FAN FAVORITE AWARD:

2015-16 - Derek Grant



# CALGARY DRAFT HISTORY





# NHL ENTRY DRAFT HISTORY 2016-2010



With 10 picks in the 2016 NHL Entry Draft, Flames GM Brad Treliving got their man at sixth overall when son of longtime NHL'er Keith Tkachuk, Matthew, fell to the Flames. With three selections in the second round, Treliving opted to deal the first of three along with a 2018 conditional third for St. Louis Blues goaltender Brian Elliott. After the big trade, Treliving and Co. used the remaining eight selections to fill organizational needs, coming back to Calgary with nine players including four Americans, two Canadians, and three Europeans (Sweden, Finland & Belarus).



**MATTHEW TKACHUK: ROUND 1 (#6 OVERALL)**

## 2016 CALGARY FLAMES NHL DRAFT SELECTIONS

RD	PICK	PLAYER	POS	HT	WT	S/C	2014-15 CLUB	GP	G	A	PTS	PIM
1	6	Matthew Tkachuk	LW	6-1	194	L	London Knights	57	30	77	107	80
2	54	Tyler Parsons	G	6-1	184	L	London Knights	49	0	1	1	6
2	56	Dillon Dube	C	5-10	180	L	Kelowna Rockets	65	26	40	66	50
3	66	Adam Fox	D	5-10	185	R	U.S. National U18 Team	64	9	50	59	12
							USNTDP Juniors	25	5	17	22	2
4	96	Linus Lindstrom	C	5-11	164	L	Skellefteå AIK J20	40	14	30	44	28
							Skellefteå AIK	4	1	0	1	0
5	126	Mitchell Mattson	C	6-4	201	L	Grand Rapids High School	25	17	29	46	22
							Bloomington Thunder	21	2	0	2	8
6	156	Eetu Tuulola	RW	6-3	227	R	HPK U20	29	9	5	14	22
							HPK	10	0	1	1	0
6	166	Matthew Phillips	C	5-7	161	R	Victoria Royals	72	37	39	76	16
7	186	Stepan Falkovsky	D	6-7	225	L	Ottawa 67's	58	9	23	32	35

2015			
RD	NO	PLAYER	POS
2	53	Rasmus Andersson	D
2	60	Oliver Kyllington	D
5	136	Pavel Karnaukhov	C
6	166	Andrew Mangiapane	LW
7	196	Riley Bruce	D

2014			
RD	NO	PLAYER	POS
1	4	Sam Bennett	C
2	34	Mason McDonald	G
2	54	Hunter Smith	RW
3	64	Brandon Hickey	D
6	175	Adam Ollas Mattsson	D
7	184	Austin Carroll	LW

2013			
RD	NO	PLAYER	POS
1	6	Sean Monahan	C
1	22	Emile Poirier	LW
1	28	Morgan Klimchuk	LW
3	67	Keegan Kozicki	D
5	135	Eric Roy	D
6	157	Tim Harrison	RW
7	187	Rushan Rafikov	D
7	198	John Gilmour	D

2012			
RD	NO	PLAYER	POS
1	21	Mark Jankowski	C
2	42	Patrick Sieloff	D
3	75	Jon Gillies	G
4	105	Brett Kulak	D
5	124	Ryan Culkin	D
6	165	Coda Gordon	LW
7	186	Matthew DeBlouw	C

2011			
RD	NO	PLAYER	POS
1	13	Sven Baertschi	LW
2	45	Markus Granlund	C
2	57	Tyler Wotherspoon	D
4	104	Johnny Gaudreau	C
6	164	Laurent Brossoit	G

2010			
RD	NO	PLAYER	POS
3	64	Max Reinhart	C
3	73	Joey Leach	D
4	103	John Ramage	D
4	108	Bill Arnold	C
5	133	Michael Ferland	LW
7	193	Patrick Holland	RW



# NHL ENTRY DRAFT HISTORY 2009-2001

2009			
RD	NO	PLAYER	POS
1	23	Tim Erixon	D
3	74	Ryan Howse	RW
4	111	Henrik Bjorklund	RW
5	141	Spencer Bennett	C/LW
6	171	Joni Ortio	G
7	201	Gaelan Patterson	C

2008			
RD	NO	PLAYER	POS
1	25	Greg Nemisz	RW
2	48	Mitch Wahl	C
3	78	Lance Bouma	LW
4	108	Nicholas Larson	LW
4	114	T.J. Brodie	D
6	168	Ryley Grantham	LW
7	198	Alexander Deilert	D

2007			
RD	NO	PLAYER	POS
1	24	Mikael Backlund	C
3	70	John Negrin	D
4	116	Keith Aulie	D
5	143	Mickey Renaud	C
7	186	C.J. Severyn	LW

2006			
RD	NO	PLAYER	POS
1	26	Leland Irving	G
3	87	John Armstrong	C/RW
3	89	Aaron Marvin	C/W
4	118	Hugo Carpentier	C
5	149	Juuso Puustinen	RW
6	179	Jordan Fulton	C
7	187	Devin Didionete	LW
7	209	Per Jonsson	D

2005			
RD	NO	PLAYER	POS
1	26	Matt Pelech	D
3	69	Gord Baldwin	D
3	74	Dan Ryder	C
4	111	J.D. Watt	RW
5	128	Kevin Lalonde	G
5	158	Matt Keetley	G
6	179	Brett Sutter	C
7	221	Myles Rumsey	D

2004			
RD	NO	PLAYER	POS
1	24	Kris Chucko	LW
3	70	Brandon Prust	C/LW
3	98	Dustin Boyd	C
4	118	Aki Seitsonen	C
4	121	Kristopher Hogg	LW
6	173	Adam Pardy	D
6	182	Fred Wikner	W
7	200	Matthew Schneider	C
7	213	James Spratt	G
9	279	Adam Cracknell	RW

2003			
RD	NO	PLAYER	POS
1	9	Dion Phaneuf	D
2	39	Tim Ramholt	D
3	97	Ryan Donally	LW
4	112	Jamie Tardif	RW
5	143	Greg Moore	RW
6	173	Tyler Johnson	C
7	206	Thomas Bellemare	D
8	240	Cam Cuning	LW
9	270	Kevin Harvey	LW

2002			
RD	NO	PLAYER	POS
1	10	Eric Nystrom	LW
2	39	Brian McConnell	C
3	90	Matthew Lombardi	C
4	112	Yuri Artemenkov	W
5	142	Emanuel Peter	C
5	146	Victor Bobrov	F
5	159	Kristofer Persson	RW
6	176	Curtis McElhinney	G
7	206	David Van Der Gulik	RW
7	207	Pierre Johnsson	D
8	238	Jyri Marttinen	D

2001			
RD	NO	PLAYER	POS
1	14	Chuck Kobasew	RW
2	41	Andrei Taratukhin	C
2	56	Andrei Medvedev	G
4	108	Tomi Maki	RW
4	124	Egor Shastin	F
5	145	James Hakewill	D
5	164	Yuri Trubachev	C
7	207	Garrett Bembridge	RW
7	220	David Moss	LW
8	233	Joe Campbell	D
8	251	Ville Hamalainen	F



# NHL ENTRY DRAFT HISTORY 2000-1995

2000			
RD	NO	PLAYER	POS
1	9	Brent Krahn	G
2	40	Kurtis Foster	D
2	46	Jarret Stoll	C
4	116	Levente Szuper	G
5	141	Wade Davis	D
5	155	Travis Moen	LW
6	176	Jukka Hentunen	W
8	239	David Hajek	D
9	270	Micki Dupont	D

1999			
RD	NO	PLAYER	POS
1	11	Oleg Saprykin	C
2	38	Dan Cavanaugh	C
3	77	Craig Andersson	G
4	106	Roman Rozakov	D
5	135	Matt Doman	RW
5	153	Jesse Cook	D
6	166	Cory Pecker	C
6	170	Matt Underhill	G
7	190	Blair Stayzer	LW
9	252	Dimitri Kirilenko	C

1998			
RD	NO	PLAYER	POS
1	6	Rico Fata	RW/C
2	33	Blair Betts	C
3	62	Paul Manning	D
4	102	Shaun Sutter	C
4	108	Dany Sabourin	G
5	120	Brent Gauvreau	C
7	192	Radek Duda	LW
8	206	Jonas Frogen	D
9	234	Kevin Mitchell	D

1997			
RD	NO	PLAYER	POS
1	6	Daniel Tkaczuk	C
2	32	Evan Lindsay	G
2	42	John Tripp	RW
2	51	Dimitri Kokorev	D
3	60	Derek Schutz	C
3	70	Erik Andersson	C
4	92	Chris St. Croix	D
4	100	Ryan Ready	LW
5	113	Martin Moise	LW
6	140	Ilya Demidov	D
7	167	Jeremy Rondeau	LW
9	223	Dustin Paul	RW

1996			
RD	NO	PLAYER	POS
1	13	Derek Morris	D
2	39	Travis Brigley	LW
2	40	Steve Begin	C
3	73	Dmitri Vlasenkov	LW
4	89	Toni Lydman	D
4	94	Christian Lefebvre	D
5	122	Josef Straka	C
8	202	Ryan Wade	RW
9	228	Ronald Petrovicky	RW

1995			
RD	NO	PLAYER	POS
1	20	Denis Gauthier	D
2	46	Pavel Smirnov	C
3	72	Rocky Thompson	D
4	98	Jan Labraaten	LW
6	150	Clarke Wilm	LW
7	176	Ryan Gillis	D
9	233	Steve Shirreffs	D



# NHL ENTRY DRAFT HISTORY 1994-1989

1994			
RD	NO	PLAYER	POS
1	19	Chris Dingman	LW
2	45	Dimitri Riabykin	D
3	77	Chris Clark	RW
4	91	Ryan Duthie	C
4	97	Johan Finnstrom	D
5	107	Nisse Ekman	W
5	123	Frank Appel	D
6	149	Patrik Haltia	G
7	175	Ladislav Kohn	RW
8	201	Keith McCambridge	D
9	227	Jorgen Jonsson	W
10	253	Mike Peluso	C
11	279	Pavel Torgajev	LW

1993			
RD	NO	PLAYER	POS
1	18	Jesper Mattsson	RW
2	44	Jamie Allison	D
3	70	Dan Tompkins	LW
4	95	Jason Smith	D
4	96	Marty Murray	C
5	121	Darryl Lafrance	C
5	122	John Emmons	C
6	148	Andreas Karlsson	C
8	200	Derek Sylvester	C
10	252	German Titov	C
11	278	Burke Murphy	LW

1992			
RD	NO	PLAYER	POS
1	6	Cory Stillman	C
2	30	Chris O'Sullivan	D
3	54	Mathias Johansson	C
4	78	Robert Svehla	D
5	102	Sami Helenius	D
6	126	Ravil Yakubov	C
6	129	Joel Bouchard	D
7	150	Pavel Rajnoha	D
8	174	Ryan Mulhern	C
9	198	Brandon Carper	D
10	222	Jonas Hoggund	RW
11	246	Andrei Potaichuk	LW
Supplementary Draft			
6		James O'Brien	D

1991			
RD	NO	PLAYER	POS
1	19	Niklas Sundblad	RW
2	41	Francois Groleau	D
3	52	Sandy McCarthy	RW
3	63	Brian Caruso	LW
4	85	Steven Magnusson	C
5	107	Jerome Butler	G
6	129	Bobby Marshall	D
7	140	Matt Hoffman	LW
7	151	Kelly Harper	C
8	173	David St. Pierre	C
9	195	David Struch	C
10	217	Sergei Zolotov	LW
11	239	Marko Jantunen	C
12	261	Andrei Trefilov	G
Supplementary Draft			
25		Dean Larson	C

1990			
RD	NO	PLAYER	POS
1	11	Trevor Kidd	G
2	26	Nicolas Perreault	D
2	41	Etienne Belzile	D
3	62	Glen Mears	D
4	83	Paul Kruse	LW
6	125	Chris Tschupp	C
7	146	Dimitri Frolov	D
8	167	Shawn Murray	G
9	188	Mike Murray	RW
10	209	Rob Sumner	D
12	251	Leo Gudas	D
Supplementary Draft			
25		Lyle Wildgoose	C

1989			
RD	NO	PLAYER	POS
2	24	Kent Manderville	LW
2	42	Ted Drury	C
3	50	Veli-Pekka Kautonen	D
3	63	Cory Lyons	RW
4	70	Robert Reichel	C
4	84	Ryan O'Leary	C
5	105	Toby Kearney	LW
7	147	Alex Nikolic	LW
8	168	Kevin Wortman	D
9	189	Sergei Gomolyakov	C
10	210	Dan Sawyer	D
11	231	Alexander Yudin	D
12	252	Kenneth Kennholt	D
Supplementary Draft			
26		Shawn Heaphy	C



# NHL ENTRY DRAFT HISTORY 1988-1983

1988			
RD	NO	PLAYER	POS
1	21	Jason Muzzatti	G
2	42	Todd Harkins	RW
4	84	Gary Socha	C
5	85	Tomas Forslund	RW
5	90	Scott Matusovich	D
6	126	Jonas Bergqvist	RW
7	147	Stefan Nilsson	LW
8	168	Troy Kennedy	RW
9	189	Brett Peterson	D
10	210	Guy Darveau	D
11	231	Dave Tretowicz	D
12	252	Sergei Priakin	RW
<b>Supplementary Draft</b>			
26		Jerry Tarrant	D

1987			
RD	NO	PLAYER	POS
1	19	Bryan Deasley	LW
2	25	Stephane Matteau	LW
2	40	Kevin Grant	D
3	61	Scott Mahoney	LW
4	70	Tim Harris	RW
5	103	Tim Corkery	D
6	124	Joe Aloï	D
7	145	Peter Ciavaglia	C
8	166	Theoren Fleury	C
9	187	Mark Osiecki	D
10	208	William Sedergren	D
11	229	Peter Sedergren	D
12	250	Magnus Svensson	D
<b>Supplementary Draft</b>			
		Peter Lappin	C

1986			
RD	NO	PLAYER	POS
1	16	George Pelawa	RW
2	37	Brian Glynn	D
4	79	Tom Quinlan	RW
5	100	Scott Bloom	LW
6	121	John Parker	C
7	142	Rick Lessard	D
8	163	Mark Olsen	D
9	184	Warren "Scott" Sharples	G
10	205	Doug Pickell	LW
11	226	Anders Lindstrom	C
12	247	Antonin Stavjana	D
<b>Supplementary Draft</b>			
		Steve MacSwain	RW

1985			
RD	NO	PLAYER	POS
1	17	Chris Biotti	D
2	27	Joe Nieuwendyk	C
2	38	Jeff Wenaas	C
3	59	Lane MacDonald	LW
4	80	Roger Johansson	D
5	101	Esa Keskinen	C
6	122	Tim Sweeney	C
7	143	Stu Grimson	LW
8	164	Nate Smith	D
9	185	Darryl Olsen	D
10	206	Peter Romberg	D
11	227	Alex Koznevnikov	F
12	248	Bill Gregoire	D

1984			
RD	NO	PLAYER	POS
1	12	Gary Roberts	LW
2	33	Ken Sabourin	D
2	38	Paul Ranheim	C
4	75	Peter Rosol	LW
5	96	Joel Paunio	LW
6	117	Brett Hull	RW
7	138	Kevan Melrose	D
8	159	Jiri Hrdina	RW
9	180	Gary Suter	D
10	200	Petr Rucka	C
11	221	Stefan Jonsson	D
12	241	Rudolf Suchanek	D

1983			
RD	NO	PLAYER	POS
1	13	Dan Quinn	C
3	51	Brian Bradley	C
3	55	Perry Berezan	C
4	66	John Bekkers	C
4	71	Bill Claviter	LW
5	91	Igor Liba	LW
6	111	Grant Blair	G
7	131	Jeff Hogg	G
8	151	Chris MacDonald	D
9	171	Rob Kivell	D
10	191	Tom Pratt	D
11	211	Jaroslav Benak	LW
12	231	Sergei Makarov	RW



# NHL ENTRY DRAFT HISTORY 1982-1977

1982			
RD	NO	PLAYER	POS
2	29	Dave Reiersen	D
2	37	Richard Kromm	LW
3	51	Jim Laing	D
4	65	Dave Meszaros	G
4	72	Mark Lamb	C
5	93	Luca Loroalpi	D
6	114	Jeff Vaive	C
6	118	Mats Kihlstrom	D
7	135	Brad Ramsden	RW
8	156	Roy Myllari	D
9	177	Ted Pearson	LW
10	198	Jim Uens	C
11	219	Rick Erdall	C
12	240	Dale Thompson	RW

1981			
RD	NO	PLAYER	POS
1	15	Al MacInnis	D
3	56	Michael Vernon	G
4	78	Peter Maduch	C
5	99	Mario Simioni	RW
6	120	Todd Hooley	RW
7	141	Rick Heppener	D
8	162	Dale Degray	D
9	183	George Boudreau	D
10	204	Bruce Eakin	C

1980			
RD	NO	PLAYER	POS
1	13	Denis Cyr	RW
2	31	Tony Curtale	D
2	32	Kevin Lavallee	LW
2	39	Steve Konroyd	D
4	76	Marc Roy	RW
5	97	Randy Turnbull	D
6	118	John Multan	RW
7	139	Dave Newsom	LW
8	160	Claude Drouin	C
9	181	Hakan Loob	RW
10	202	Steven Fletcher	D

1979 <small>*Atlanta Flames</small>			
RD	NO	PLAYER	POS
1	12	Paul Reinhart	D
2	23	Mike Perovich	D
2	33	Pat Riggan	G
3	54	Tim Hunter	D
4	75	Jim Peplinski	RW
5	96	Brad Kempthorne	C
6	117	Glenn Johnson	C

1978 <small>*Atlanta Flames</small>			
RD	NO	PLAYER	POS
1	11	Brad Marsh	D
3	47	Tim Bernhardt	G
4	64	Jim McRae	LW
5	80	Gord Wappel	D
6	97	Greg Meredith	RW
7	114	Dave Hindmarch	RW
8	131	Dave Morrison	RW
9	148	Doug Todd	RW
10	165	Mark Green	C
11	180	Robert Sullivan	C
12	196	Bernhart Engelbrecht	G

1977 <small>*Atlanta Flames</small>			
RD	NO	PLAYER	POS
2	20	Miles Zaharko	D
2	28	Don Laurence	C
2	31	Brian Hill	RW
4	72	Jim Craig	G
5	82	Kurt Christoferson	D
6	100	Bernard Harbec	C
7	118	Bob Gould	RW
8	133	Jim Bennett	RW
9	148	Tim Harrer	RW



# NHL ENTRY DRAFT HISTORY 1976-1972


1976 <i>*Atlanta Flames</i>			
RD	NO	PLAYER	POS
1	8	Dave Sjamd	D
1	10	Harold Phillipoff	LW
2	28	Robert Simpson	LW
3	46	Richard Hodgson	D
4	64	Kent Nilsson	C
5	82	Mark Earp	G

1975 <i>*Atlanta Flames</i>			
RD	NO	PLAYER	POS
1	8	Richard Mulhern	D
2	26	Rick Bowness	RW
4	62	Dale Ross	LW
5	80	Willi Plett	RW
6	98	Paul Heaver	D
7	116	Dale McMillan	LW
8	134	Rick Picher	D
9	150	Nick Stanza	G
10	167	Brian O'Connell	G
11	181	Joe Augustine	D
12	192	Torbjorn Nilsson	RW
18	216	Gary Gill	LW

1974 <i>*Atlanta Flames</i>			
RD	NO	PLAYER	POS
2	28	Guy Chouinard	C
3	46	Dick Spannbaauer	D
4	58	Pat Ribble	D
4	64	Cam Botting	LW
5	82	Jerry Badiuk	D
6	100	Bill Moen	G
7	118	Peter Brown	D
8	135	Tom Lindskog	D
9	152	Larry Hopkins	LW
10	167	Louis Loranger	C
11	182	Randy Montgomery	LW

1973 <i>*Atlanta Flames</i>			
RD	NO	PLAYER	POS
1	2	Tom Lysiak	C
1	16	Vic Mercredi	C
2	21	Eric Vail	LW
4	53	Dean Talafofus	RW
5	69	John Felsch	LW
6	85	Ken Houston	D
7	101	Tom Machowski	D
8	117	Bob Law	LW
9	133	Bob Bilodeau	D
10	148	Glen Surbey	D
10	149	Guy Ross	C
11	162	Gregg Fox	D

1972 <i>*Atlanta Flames</i>			
RD	NO	PLAYER	POS
1	2	Jacques Richard	C
2	18	Dwight Bialowas	D
3	34	Jean Lemieux	D
4	50	Don Martineau	RW
5	78	Johnny Martin	C
6	82	Frank Blum	G
7	98	Scott Smith	LW
8	114	Dave Murphy	C
9	130	Pierre Roy	D
10	132	Jean LaMarre	RW



# CALGARY FLAMES





# 2015-16 NHL FINAL REGULAR SEASON STANDINGS

## WESTERN CONFERENCE

### PACIFIC

Rank	Team	GP	W	L	OT	ROW	P	PCT	GF	GA	Diff	PIMS	Home	Away	S/O
1	xy-Anaheim Ducks	82	46	25	11	43	103	.628	218	192	26	1023	25-10-6	21-15-5	3-4
2	x-Los Angeles Kings	82	48	28	6	46	102	.622	225	195	30	866	26-12-3	22-16-3	2-3
3	x- San Jose Sharks	82	46	30	6	42	98	.598	241	210	31	727	18-20-3	28-10-3	4-3
4	Arizona Coyotes	82	35	39	8	34	78	.476	209	245	-36	1009	22-15-4	13-24-4	1-1
5	<b>CALGARY FLAMES</b>	82	35	40	7	33	77	<b>.470</b>	<b>231</b>	<b>260</b>	<b>-29</b>	754	<b>21-16-4</b>	<b>14-24-3</b>	<b>2-3</b>
6	Vancouver Canucks	82	31	38	13	26	75	.457	191	243	-52	821	15-21-5	16-17-8	5-4
7	Edmonton Oilers	82	31	43	8	27	70	.427	203	245	-42	794	19-20-2	12-23-6	4-3

### CENTRAL

Rank	Team	GP	W	L	OT	ROW	P	PCT	GF	GA	Diff	PIMS	Home	Away	S/O
1	xyz-Dallas Stars	82	50	23	9	48	109	.665	267	230	37	719	28-11-2	22-12-7	2-2
2	x-St. Louis Blues	82	49	24	9	44	107	.652	224	201	23	861	24-13-4	25-11-5	5-4
3	x-Chicago Blackhawks	82	47	26	9	46	103	.628	235	209	26	611	26-11-4	21-15-5	1-2
4	x-Nashville Predators	82	41	27	14	37	96	.585	228	215	13	810	23-11-7	18-16-7	4-2
5	x- Minnesota Wild	82	38	33	11	35	87	.530	216	206	10	545	21-16-4	17-17-7	3-2
6	Colorado Avalanche	82	39	39	4	35	82	.500	216	240	-24	774	17-20-4	22-19-0	4-0
7	Winnipeg Jets	82	35	39	8	32	78	.476	215	239	-24	920	18-19-4	17-20-4	3-3

## EASTERN CONFERENCE

### ATLANTIC

Rank	Team	GP	W	L	OT	ROW	P	PCT	GF	GA	Diff	PIMS	Home	Away	S/O
1	xy-Florida Panthers	82	47	26	9	40	103	.628	239	203	36	849	25-11-5	22-15-4	7-3
2	x-Tampa Bay Lightning	82	46	31	5	43	97	.591	227	201	26	809	25-13-3	21-18-2	3-3
3	x-Detroit Red Wings	82	41	30	11	39	93	.567	211	224	-13	724	22-13-6	19-17-5	2-5
4	Boston Bruins	82	42	31	9	38	93	.567	240	230	10	933	17-18-6	25-13-3	4-2
5	Ottawa Senators	82	38	35	9	32	85	.518	236	247	-11	892	21-14-6	17-21-3	6-6
6	Montreal Canadiens	82	38	38	6	33	82	.500	221	236	-15	774	22-16-3	16-22-3	5-3
7	Buffalo Sabres	82	35	36	11	33	81	.494	201	222	-21	749	16-19-6	19-17-5	2-7
8	Toronto Maple Leafs	82	29	42	11	23	69	.421	198	246	-48	756	14-18-9	15-24-2	6-6

### METROPOLITAN

Rank	Team	GP	W	L	OT	ROW	P	PCT	GF	GA	Diff	PIMS	Home	Away	S/O
1	xyzP-Washington Capitals	82	56	18	8	52	120	.732	252	193	59	753	29-8-4	27-10-4	4-2
2	x-Pittsburgh Penguins	82	48	26	8	44	104	.634	245	203	42	693	26-11-4	22-15-4	4-4
3	x-New York Rangers	82	46	27	9	43	101	.616	236	217	19	704	27-10-4	19-17-5	3-2
4	x-New York Islanders	82	45	27	10	40	100	.610	232	216	16	718	25-11-5	20-16-5	5-5
5	x-Philadelphia Flyers	82	41	27	14	38	96	.585	214	218	-4	966	23-10-8	18-17-6	3-8
6	Carolina Hurricanes	82	35	31	16	33	86	.524	198	226	-32	562	19-15-7	16-16-9	2-5
7	New Jersey Devils	82	38	36	8	36	84	.512	184	208	-24	814	19-17-5	19-19-3	2-6
8	Columbus Blue Jackets	82	34	40	8	28	76	.463	219	252	-33	995	18-17-6	16-23-2	6-4

P-Presidents Trophy Cup | z-Clinched Conference | y-Clinched Division | x-Clinched Playoff Spot



# 2015-16 NHL FINAL REGULAR SEASON SCORING

Rank	Player	Pos	GP	G	A	P	+/-	PIM	PP	SH	GW	OT	S	S%
1	Johnny Gaudreau	LW	79	30	48	78	4	20	6	0	6	3	217	13.8
2	Sean Monahan	C	81	27	36	63	-6	18	7	0	5	1	197	13.7
3	Mark Giordano	D	82	21	35	56	-5	54	9	1	2	1	212	9.9
4	Mikael Backlund	C	82	21	26	47	10	28	3	3	4	2	155	13.5
5	TJ Brodie	D	70	6	39	45	4	18	2	0	1	1	79	7.6
6	Joe Colborne	C	73	19	25	44	-9	27	3	0	2	0	100	19.0
7	Dougie Hamilton	D	82	12	31	43	-14	46	5	0	3	0	190	6.3
8	Sam Bennett	C	77	18	18	36	-11	37	3	0	2	0	136	13.2
9	Jiri Hudler	C	53	10	25	35	-1	17	1	0	0	0	80	12.5
10	Michael Frolik	RW	64	15	17	32	1	24	0	2	4	0	155	9.7
11	Dennis Wideman	D	51	2	17	19	-9	30	2	0	0	0	75	2.7
12	Micheal Ferland	LW	71	4	14	18	-15	45	1	0	0	0	122	3.3
13	Matt Stajan	C	80	6	11	17	-4	52	0	2	0	0	58	10.3
14	David Jones	RW	59	9	6	15	-8	10	1	0	2	0	67	13.4
15	Kris Russell	D	51	4	11	15	-4	8	2	0	1	1	56	7.1
16	Josh Jooris	C	59	4	9	13	-1	39	0	0	0	0	80	5.0
17	Deryk Engelland	D	69	3	9	12	7	54	0	0	0	0	71	4.2
18	Lance Bouma	C	44	2	5	7	-6	31	0	0	0	0	49	4.1
19	Markus Granlund	C	31	4	3	7	-1	8	0	1	0	0	37	10.8
20	Jyrki Jokipakka	D	18	0	6	6	3	8	0	0	0	0	19	0.00
21	Mason Raymond	LW	29	4	1	5	-3	8	0	0	0	0	53	7.5
22	Jakub Nakladal	D	27	2	3	5	-5	6	0	0	0	0	42	4.8
23	Brandon Bollig	LW	54	2	2	4	-10	103	0	0	0	0	56	3.6
24	Hunter Shinkaruk	C	7	2	1	3	-4	2	1	0	0	0	12	16.7
25	Garnet Hathaway	RW	14	0	3	3	-1	31	0	0	0	0	11	0.00
26	Freddie Hamilton	C	4	1	1	2	1	0	0	1	0	0	7	14.3
27	Derek Grant	C	15	0	1	1	-7	2	0	0	0	0	22	0.00
28	Drew Shore	C	2	0	1	1	0	2	0	0	0	0	3	0.00
29	Tyler Wotherspoon	D	11	0	1	1	0	0	0	0	0	0	9	0.00
30	Turner Elson	LW	1	0	1	1	1	0	0	0	0	0	0	--
31	Pat Sieloff	D	1	1	0	1	1	2	0	0	1	0	1	100.0
32	Ladislav Smid	D	22	0	0	0	-7	6	0	0	0	0	11	0.00
33	Kenny Agostino	LW	2	0	0	0	-2	0	0	0	0	0	3	0.00
34	Brett Kulak	D	8	0	0	0	-2	0	0	0	0	0	9	0.00
35	Emile Poirier	LW	2	0	0	0	-1	2	0	0	0	0	3	0.00
36	Oliver Kylington	D	1	0	0	0	0	0	0	0	0	0	1	0.00




# 2015-16 NHL FINAL REGULAR SEASON SCORING



**KARRI RAMO**

Drafted 2004 by the Tampa Bay Lightning  
(Round 6, #191 Overall)



**JONAS HILLER**

Undrafted



**JONI ORTIO**

Drafted 2009 by the Calgary Flames  
(Round 6, #171 Overall)

Rank	Player	GP	MINS	W	L	OT	SO	EN	GA	GAA	SA	SVS	SV%	PIMS	Assists
1	Karri Ramo	37	2145	17	18	1	1	0	94	2.63	1034	940	.909	0	1
2	Jonas Hiller	26	1351	9	11	1	1	0	79	3.51	654	575	.879	0	0
3	Joni Ortio	22	1197	7	9	5	1	0	55	2.76	564	509	.902	2	0
4	Niklas Backstrom	4	233	2	2	0	0	0	13	3.35	109	96	.881	0	0

## SHUTOUTS

### FOR (3)

Player	Date	Vs.	Result	Saves
Karri Ramo	Jan. 2	@ COL	4-0	26
Jonas Hiller	Jan. 13	vs. FLA	6-0	15
Joni Ortio	Apr. 2	@ EDM	5-0	28

### AGAINST (3)

Player	Date	Vs.	Result	Saves
Jaroslav Halak	Oct. 26	@ NYI	0-4	29
Jon Gibson	Dec. 29	vs. ANA	0-1	14
Jonathan Quick	Mar. 31	@ LA	0-3	21



# 2016-17 CALGARY FLAMES SEASON SCHEDULE

OCTOBER 2016						
Sun	Mon	Tue	Wed	Thur	Fri	Sat
						1
2	3	4	5	6	7	8
9	10	11	12	13	14	15
			EDM 7:00		EDM 6:00	VAN 7:00
16	17	18	19	20	21	22
		BUF 6:00		CAR 6:00		STL 7:00
23	24	25	26	27	28	29
	CHI 5:30	STL 5:00			OTT 6:00	
30	31					
WAS 6:30						

NOVEMBER 2016						
Sun	Mon	Tue	Wed	Thur	Fri	Sat
		1	2	3	4	5
		CHI 5:30		SJ 7:30		LA 7:00
6	7	8	9	10	11	12
ANA 6:30				DAL 6:00		NYR 7:00
13	14	15	16	17	18	19
		MIN 5:00	AZ 7:00		CHI 6:00	
20	21	22	23	24	25	26
DET 4:30	BUF 4:00		CBJ 4:00		BOS 4:30	
27	28	29	30			
PHI 4:00	NYI 4:00		TOR 5:30			

DECEMBER 2016						
Sun	Mon	Tue	Wed	Thur	Fri	Sat
				1	2	3
					MIN 6:00	
4	5	6	7	8	9	10
ANA 6:30		DAL 5:30		AZ 6:00		WPG 7:00
11	12	13	14	15	16	17
			TBL 6:30		CBJ 6:00	
18	19	20	21	22	23	24
	AZ 6:00	SJ 7:30			VAN 6:00	
25	26	27	28	29	30	31
		COL 6:00		ANA 6:00		AZ 7:00

JANUARY 2017						
Sun	Mon	Tue	Wed	Thur	Fri	Sat
1	2	3	4	5	6	7
			COL 7:00		VAN 7:00	VAN 7:00
8	9	10	11	12	13	14
	WPG 5:00		SJ 6:30		NJD 6:00	EDM 7:00
15	16	17	18	19	20	21
		FLA 6:00		NAS 6:00		EDM 7:00
22	23	24	25	26	27	28
	TOR 4:30	MTL 4:30		OTT 4:30		
29	30	31				

FEBRUARY 2017						
Sun	Mon	Tue	Wed	Thur	Fri	Sat
			1	2	3	4
			MIN 7:00		NJD 4:30	
5	6	7	8	9	10	11
NYR 11:00*		PIT 4:00				
12	13	14	15	16	17	18
	AZ 6:00		PHI 6:30			VAN 7:00
19	20	21	22	23	24	25
		NAS 5:00		TBL 4:30	FLA 4:30	
26	27	28				
CAR 10:00*		LA 6:00				

MARCH 2017						
Sun	Mon	Tue	Wed	Thur	Fri	Sat
			1	2	3	4
					DET 6:00	
5	6	7	8	9	10	11
NYI 1:00				MTL 6:00		WPG 4:00
12	13	14	15	16	17	18
	PIT 6:00		BOS 6:00		DAL 6:00	
19	20	21	22	23	24	25
LA 6:30		WAS 4:00		NAS 5:00		STL 4:00
26	27	28	29	30	31	
	COL 6:00		LA 6:00		SJ 6:00	

APRIL 2017						
Sun	Mon	Tue	Wed	Thur	Fri	Sat
						1
2	3	4	5	6	7	8
ANA 6:30		ANA 7:00		LA 7:30		SJ 7:00
9	10	11	12	13	14	15
16	17	18	19	20	21	22
23	24	25	26	27	28	29
30						



All game times are Pacific.  
Game times are subject to change.

Listen LIVE on





# ADIRONDACK THUNDER



# 2015-16 ECHL FINAL REGULAR SEASON STANDINGS

## EASTERN CONFERENCE EAST

Rank	Team	GP	W	L	OT	SOL	P	PCT	GF	GA	Diff	PIMS	Home	Away
1	xy-Manchester Monarchs	72	39	24	4	5	87	.604	222	213	11	1004	18-11-3-4	21-13-1-1
2	x-ADIRONDACK THUNDER	72	38	28	2	4	82	.569	197	189	8	990	17-16-1-2	21-12-1-2
3	x-Reading Royals	72	36	26	6	4	82	.569	222	194	28	883	16-15-4-1	20-11-2-3
4	Elmira Jackals	72	37	30	3	2	79	.549	206	214	-8	934	16-19-1-0	21-11-2-2

## NORTH

Rank	Team	GP	W	L	OT	SOL	P	PCT	GF	GA	Diff	PIMS	Home	Away
1	xy-Toledo Walleye	72	47	20	2	3	99	.688	225	174	51	665	27-8-0-1	20-12-2-2
2	x-Wheeling Nailers	72	37	26	5	4	83	.576	214	211	3	1037	20-13-2-1	19-12-3-2
3	x-Kalamazoo Wings	72	38	28	5	1	82	.569	233	230	3	957	18-14-2-2	18-15-3-0
4	Brampton Beast	72	23	38	7	4	57	.396	179	255	-76	932	12-17-5-2	11-21-2-2

## SOUTH

Rank	Team	GP	W	L	OT	SOL	P	PCT	GF	GA	Diff	PIMS	Home	Away
1	xy-South Carolina Stingrays	72	44	18	7	3	98	.681	224	162	62	1273	21-7-5-3	23-11-2-0
2	x-Florida Everblades	72	46	23	1	2	95	.660	226	175	51	892	23-13-0-0	23-10-1-2
3	Orlando Solar Bears	72	33	30	4	5	75	.521	224	232	-8	845	15-18-1-2	18-12-3-3
4	Atlanta Gladiators	72	34	31	5	2	75	.521	189	224	-35	913	16-17-2-1	18-14-3-1
5	Greenville Swamp Rabbits	72	29	33	9	1	68	.472	205	243	-38	1081	14-14-8-0	15-19-1-1

## WESTERN CONFERENCE

### CENTRAL

Rank	Team	GP	W	L	OT	SOL	P	PCT	GF	GA	Diff	PIMS	Home	Away
1	xyz-Missouri Mavericks	72	52	15	3	2	109	.757	234	162	72	855	29-6-0-1	23-9-3-1
2	x-Allen Americans	72	41	24	3	4	89	.618	222	204	18	1189	22-10-2-2	19-14-1-2
3	Tulsa Oilers	72	37	30	3	2	79	.549	191	191	0	1083	22-10-3-1	15-20-0-1
4	Wichita Thunder	72	18	41	7	6	49	.340	150	240	-90	1152	10-19-3-4	8-22-4-2

### MIDWEST

Rank	Team	GP	W	L	OT	SOL	P	PCT	GF	GA	Diff	PIMS	Home	Away
1	xy-Fort Wayne Komets	72	40	23	7	2	89	.618	240	200	40	1196	22-9-5-0	18-14-2-2
2	x-Cincinnati Cyclones	72	36	27	5	4	81	.563	222	210	12	847	23-8-2-3	13-19-3-1
3	x-Quad City Mallards	72	37	29	4	2	80	.556	203	203	0	1007	22-12-2-0	15-17-2-2
4	Indy Fuel	72	32	36	4	0	68	.472	174	201	-27	786	20-15-1-0	12-21-3-0
5	Evansville IceMen	72	29	33	7	3	68	.472	207	242	-35	1028	15-15-4-2	14-18-3-1

### WEST

Rank	Team	GP	W	L	OT	SOL	P	PCT	GF	GA	Diff	PIMS	Home	Away
1	xy-Colorado Eagles	72	41	27	3	1	86	.597	232	193	39	1427	24-8-3-1	17-19-0-0
2	x-Idaho Steelheads	72	38	24	7	3	86	.597	203	187	16	917	19-11-3-3	19-13-4-0
3	x-Utah Grizzlies	72	39	27	3	3	84	.583	223	206	17	942	23-9-1-3	16-18-2-0
4	Rapid City Rush	72	30	35	3	4	67	.465	177	210	-33	974	17-16-1-2	13-19-2-2
5	Alaska Aces	72	27	38	4	3	61	.424	189	237	-48	1171	17-17-1-1	10-21-3-2

z-Clinched Conference | y-Clinched Division | x-Clinched Playoff Spot



# 2015-16 ECHL FINAL REGULAR SEASON SCORING

Rank	Player	Pos	GP	G	A	P	+/-	PIM	PP	SH	GW	OT	S	S%
1	<b>*Michael Kirkpatrick</b>	F	72	29	31	60	-5	24	8	0	3	1	250	11.6
2	Greg Wolfe	F	55	16	24	40	10	20	2	2	4	0	153	10.5
3	Peter MacArthur	F	46	8	28	36	-4	25	4	0	2	0	126	6.3
4	<b>*Ryan Lomberg</b>	F	43	18	17	35	14	48	4	1	4	1	174	10.3
5	<b>Mitchell Heard</b>	F	33	12	20	32	17	114	3	0	3	0	71	16.9
6	Mathieu Brodeur	D	70	9	21	30	-7	42	3	0	2	1	150	6.0
7	Patch Alber	D	64	0	30	30	5	22	0	0	0	0	115	0.0
8	<b>*Louick Marcotte</b>	F	57	16	13	29	-2	49	4	0	3	0	134	11.9
9	Ryan Constant	D	70	7	22	29	-17	59	3	0	1	0	111	6.3
10	Jeff Silengo	F	53	12	15	27	-2	13	4	0	3	0	118	10.2
11	<b>*Gunnar Hughes</b>	F	64	11	11	22	-14	73	1	1	0	0	93	11.8
12	James Henry	F	44	7	14	21	-6	37	0	1	3	0	54	13.0
13	<b>*Dana Fraser</b>	F	57	9	10	19	-10	41	2	0	2	0	86	10.5
14	Rob Bordson	F	9	9	9	18	9	4	5	0	3	2	27	33.3
15	Alexandre Carrier	F	47	5	8	13	-3	108	1	0	0	0	79	6.3
16	<b>*Terrence Wallin</b>	F	25	4	7	11	-10	10	3	0	0	0	59	6.8
17	Kyle Flanagan	F	12	2	8	10	3	10	0	0	0	0	31	6.5
18	Joe Faust	D	38	2	8	10	1	12	1	0	0	0	67	3.0
19	David Shields	D	15	2	7	9	13	9	0	0	0	0	26	7.7
20	<b>*Luke Curadi</b>	D	55	5	3	8	-5	88	0	1	0	0	45	11.1
21	Mike Bergin	D	55	3	5	8	12	75	0	0	1	0	71	4.2
22	<b>Ryan Culklin</b>	D	33	0	8	8	2	28	0	0	0	0	65	0.0
23	Ben Johnson	F	13	3	3	6	0	6	0	0	2	0	31	9.7
24	<b>*Mads Eller</b>	F	28	3	3	6	4	20	0	1	1	0	50	6.0
25	<b>*Quinn Smith</b>	F	14	2	1	3	-4	15	0	1	0	0	23	8.7
26	<b>*Garrett Ladd</b>	F	8	1	1	2	-2	0	0	0	0	0	12	8.3
27	Nicholas Kugali	D	9	0	2	2	0	2	0	0	0	0	5	0.0
28	<b>*Phil Bronner</b>	F	9	1	0	1	-4	0	0	0	0	0	6	16.7
29	<b>*Kevin Lough</b>	D	4	0	1	1	0	2	0	0	0	0	10	0.0
30	<b>*Mike Busillo</b>	D	30	0	1	1	-5	24	0	0	0	0	36	0.0
31	<b>*Roberts Lipsbergs</b>	F	2	0	0	0	-1	0	0	0	0	0	2	0.0
32	<b>*Conor Riley</b>	D	2	0	0	0	-1	0	0	0	0	0	1	0.0
33	<b>*Alex Wall</b>	D	2	0	0	0	-1	2	0	0	0	0	2	0.0
34	<b>*Matt Wilkins</b>	F	2	0	0	0	-3	0	0	0	0	0	3	0.0
35	<b>*Joey Holka</b>	F	3	0	0	0	-1	0	0	0	0	0	5	0.0
36	<b>*Jeff DiNallo</b>	F	3	0	0	0	-1	0	0	0	0	0	2	0.0
37	<b>*Dean Willmott</b>	D	3	0	0	0	-2	0	0	0	0	0	1	0.0

\* - Rookie

**BOLD** - Flames Contract

**BOLD-Italic** - Heat Contract



# 2015-16 ECHL FINAL REGULAR SEASON GOALTENDING



**KEN APPLEBY**  
Undrafted



**KENT SIMPSON**  
Drafted 2010 by the Chicago Blackhawks  
(Round 2, #58 Overall)



**DREW FIELDING**  
Undrafted

Rank	Player	GP	MINS	W	L	OT	SO	EN	GA	GAA	SA	SVS	SV%	PIMS	Assists
1	*Mavric Parks	3	105	0	1	0	0	0	3	1.72	36	33	.917	0	0
2	Scott Wedgewood	1	60	1	0	0	0	0	2	2.00	41	39	.951	0	0
3	*Ken Appleby	29	1712	17	9	1	3	3	64	2.24	839	775	.924	0	0
4	*Peter Di Salvo	2	117	1	1	0	0	1	5	2.57	48	43	.896	0	0
5	<b>Kent Simpson</b>	<b>13</b>	<b>756</b>	<b>7</b>	<b>4</b>	<b>1</b>	<b>3</b>	<b>0</b>	<b>30</b>	<b>2.38</b>	<b>406</b>	<b>376</b>	<b>.926</b>	<b>0</b>	<b>1</b>
6	*Drew Fielding	25	1368	11	11	0	2	2	61	2.68	707	646	.914	0	0
7	Garrett Bartus	3	180	1	2	0	0	0	10	3.33	90	80	.889	0	0
8	Jacob DeSerres	1	29	0	0	0	0	0	4	8.42	11	7	.636	0	0
	Empty Net	41	32						6		6				

## SHUTOUTS FOR (8)

Player	Date	Vs.	Result	Saves
Ken Appleby	Nov. 7	@ TOL	1-0	31
Drew Fielding	Nov. 29	vs. GRN	2-0	32
Ken Appleby	Dec. 3	@ BRM	4-0	29
Drew Fielding	Dec. 13	@ MAN	2-0	30
Kent Simpson	Jan. 12	vs. NOR	1-0	31
Ken Appleby	Jan. 16	vs. REA	2-0	36
Kent Simpson	Jan. 17	@ ELM	1-0	24
Kent Simpson	Jan. 29	vs. REA	3-0	42

## AGAINST (8)

Player	Date	Vs.	Result	Saves
Colin Stevens	Dec. 27	@ MAN	0-2	44
Martin Ouellette	Jan. 2	@ REA	0-5	22
C.J. Motte	Feb. 9	vs. ELM	0-8	28
Franky Palazzese	Feb. 16	vs. WHL	0-4	28
Shane Owen	Mar. 10	vs. ELM	0-2	24
Martin Ouellette	Mar. 13	vs. REA	0-1	38
Joel Martin	Mar. 22	vs. KZ	0-2	38
Doug Carr	Mar. 26	vs. MAN	0-3	30

\* - Rookie

**BOLD** - Flames Contract

**BOLD-Italic** - Heat Contract





# 2015-16 AHL CALL-UP LIST



**RYAN CULKIN**  
Drafted 2012 by Calgary Flames  
(Round 5, #124 Overall)



**MITCHELL HEARD**  
Drafted 2012 by Colorado  
(Round 2, #41 Overall)



**RYAN LOMBERG**  
Undrafted

#	Name	Pos	AHL Regular Season						AHL Playoffs					ECHL Regular Season						ECHL Playoffs					
			GP	G	A	P	PIM	+/-	GP	G	A	P	PIM	GP	G	A	P	PIM	+/-	GP	G	A	P	PIM	
1	Mike Kirkpatrick	C	--	--	--	--	--	--	--	--	--	--	--	--	72	29	31	60	24	-5	12	2	7	9	4
2	Louick Marcotte	RW	--	--	--	--	--	--	--	--	--	--	--	57	16	13	29	49	-2	3	0	0	0	4	
3	Ryan Lomberg	LW	15	0	3	3	42	-6	--	--	--	--	--	43	18	17	35	48	14	12	3	3	6	27	
4	Mitchell Heard	C	22	3	4	7	71	0	--	--	--	--	--	33	12	20	32	114	17	12	5	6	11	39	
5	Kent Simpson	G	11	0	0	0	0	0	--	--	--	--	--	13	0	0	0	0	0	--	--	--	--	--	
6	Ryan Culkin	D	27	1	1	2	10	-4	--	--	--	--	--	33	0	8	8	28	2	--	--	--	--	--	
7	Yann Sauve*	D	4	0	0	0	2	-3	--	--	--	--	--	52	7	22	29	52	2	5	0	1	1	6	

\*-Acquired by the Heat on March 7 from Portland. ECHL rights belong to Manchester. Stats included are with the Heat only. ECHL stats are all with Manchester

## GAMES & DAYS IN THE AHL AFTER CALL-UP

Player	# of Call-Ups to STK	Days with STK	GP with STK
Mike Kirkpatrick	0	0	0
Louick Marcotte	0	0	0
Ryan Lomberg	2	78	15
Mitchell Heard	1	61	22
Kent Simpson	2	145	11
Ryan Culkin	1	106	27
Yann Sauve*	1	34	4

## AHL DEBUTS IN 2015-16

Name	Debut Date	Age (Y-D)	H/A	Score	W/L	Stats from Debut						
						G	A	P	PIM	+/-	S	GWG
Ryan Lomberg	10/31/15 @ SD	20-326	A	2-3	L	0	0	0	0	0	1	--



# 2016-17 ADIRONDACK THUNDER SEASON SCHEDULE

OCTOBER 2016						
Sun	Mon	Tue	Wed	Thur	Fri	Sat
						1
2	3	4	5	6	7	8
9	10	11	12	13	14	15
16	17	18	19	20	21	22
23	24	25	26	27	28	29
30	31					

NOVEMBER 2016						
Sun	Mon	Tue	Wed	Thur	Fri	Sat
		1	2	3	4	5
6	7	8	9	10	11	12
13	14	15	16	17	18	19
20	21	22	23	24	25	26
27	28	29	30			

DECEMBER 2016						
Sun	Mon	Tue	Wed	Thur	Fri	Sat
				1	2	3
4	5	6	7	8	9	10
11	12	13	14	15	16	17
18	19	20	21	22	23	24
25	26	27	28	29	30	31

JANUARY 2017						
Sun	Mon	Tue	Wed	Thur	Fri	Sat
1	2	3	4	5	6	7
8	9	10	11	12	13	14
15	16	17	18	19	20	21
22	23	24	25	26	27	28
29	30	31				

FEBRUARY 2017						
Sun	Mon	Tue	Wed	Thur	Fri	Sat
		1	2	3	4	
5	6	7	8	9	10	11
12	13	14	15	16	17	18
19	20	21	22	23	24	25
26	27	28				

MARCH 2017						
Sun	Mon	Tue	Wed	Thur	Fri	Sat
			1	2	3	4
5	6	7	8	9	10	11
12	13	14	15	16	17	18
19	20	21	22	23	24	25
26	27	28	29	30	31	

APRIL 2017						
Sun	Mon	Tue	Wed	Thur	Fri	Sat
						1
2	3	4	5	6	7	8
9	10	11	12	13	14	15
16	17	18	19	20	21	22
23	24	25	26	27	28	29
30						



All game times are Pacific.  
Game times are subject to change.

Listen LIVE on



or watch on





# AHL OFFICIATING CREW

#	REFEREE	#	REFEREE	#	LINESMAN	#	LINESMAN	#	LINESMAN	#	LINESMAN	#	LINESMAN
77	David Banfield	46	Dave Lewis	67	Kyle Allen	82	John Everett	78	Jeremy Lovett	25	Brian Pincus	58	Terry Wicklum
22	Geno Binda	57	Peter MacDougall	52	Shandor Alphonso	5	Chad Evers	88	Chris Low	51	Jesse Pletsch	19	Jesse Wilmot
42	Jake Brenk	19	Tim Mayer	39	Mike Anderson	93	Anthony Falette	27	Bill Lyons	19	Todd Plouffe	88	Mike Winslow
86	Chris Brown	45	Jon McIsaac	89	Caleb Andrade	33	Peter Feola	33	Tim Lyons	25	Scott Pomento	35	Brian Wisner
29	Darcy Burchell	28	Geoff Miller	74	Chris Aughe	31	Kevin Ferguson	72	Brian MacDonald	70	Justin Prusak		
43	Tom Chmielewski	3	Ben Moser	11	Mike Baker	2	Luke Galvin	71	Mitch MacPherson	16	Kevin Redding		
31	Shaun Davis	18	Mike Mullen	80	Landon Bathe	28	Chris Gates	21	Ryan Madsen	62	Paul Reid		
14	Ryan Fraser	5	Ryan Murphy	23	Adam Bell	91	Kenneth Gates	52	Kelsey Mahoney	67	Pat Richardson		
64	Alex Garon	44	Kendrick Nicholson	87	Devin Berg	64	Brandon Gawryletz	17	Jason Mandroc	34	Jud Ritter		
66	Olivier Gouin	2	Jarrold Ragusin	42	Bob Bernard	61	Tom George	65	Bob Marcis	15	Zach Roberts		
47	Trevor Hanson	48	Garrett Rank	43	Steven Berry	73	Anthony Giorgio	37	Brett Martin	11	Chad Roethlisberger		
8	Ryan Hersey	34	Stephen Reneau	86	Lucas Bisbee	90	Bob Goodman	24	Joe Maynard	92	Joe Ross		
18	Greg Kimmerly	39	Evgeny Romasko	62	Brendan Blanchard	98	John Grandt	20	Greg McAlpine	13	Randy Sappo		
84	Jamie Koharski	23	Chris Schlenker	86	Riley Bowles	16	Kevin Hall	53	Brian McAvoy	12	Carl Sasyn		
10	Terry Koharski	55	Furman South	97	Leo Boylan	60	Mike Hamilton	96	Mike McBain	66	Rob Sauda		
39	Pierre Lambert	17	Peter Tarnaris	81	Ed Boyle	17	William Hancock	52	Ian McCambridge	3	Terrance Saunders		
90	Mike Langin	4	Andrew Thackaberry	86	Matt Brady	59	Jim Harper	81	Dustin McCrank	75	Jim Scarpace		
30	Fred LeBlanc	78	Cameron Voss	31	William Brennan	11	Mike Harrington	94	Bill McGoldrick	33	Sam Shikowsky		
41	Mark Lemelin	89	Zac Wiebe	39	Kevin Briganti	53	Adam Harris	94	Fraser McIntyre	21	Ben Shiley		
				58	Nicholas Briganti	61	Kevin Hastings	73	Mark McLean	66	Paul Simeon		
				83	Jim Briggs	45	Justin Hedlund	24	J.M. McNulty	0	Bob St. Lawrence		
				56	Dave Brown	91	Jared Hoffmeyer	26	Matt McNulty	7	Alex Stagnone		
				44	Jason Brown	20	Brent Hooks	12	Jean Menard	96	Andrew Stammers		
				67	Jordan Browne	30	Fred Hudy	33	Chris Millea	36	Nathan Stanton		
				26	Andrew Buck	38	Don Jablonski	23	Jack Millea	98	Al Stensland		
				70	Darryl Butt	58	Matt Jolliff	94	Bevan Mills	88	Darrell Surminski		
				7	Neil Campbell	55	Richard Jondo	71	Shaun Morgan	76	Derek Sylvester		
				54	Tory Carissimo	22	Kevin Keenan	27	Johnathan Morrison	78	Zachary Thornton		
				93	Paul Carnathan	63	Sheldon Keough	29	Frank Murphy	4	James Tobias		
				4	Peter Cichy	55	Ray King	58	Terrance Murphy	85	Francis Trempe		
				7	Brent Colby	23	John Kiriakos	92	Luke Murray	88	Brent Tubbs		
				6	Glen Cooke	17	Justin Knaggs	14	Kory Nagy	75	Pat Turcotte		
				14	Justin Cornell	73	Ryan Knapp	17	Andrew Norris	75	Jim Vail		
				90	Ryan Daisy	53	Tim Kotyra	81	Tanner Nua	15	Justin Verhaeghe		
				23	Jake Davis	47	Brian Lambert		T.J. Nua	51	Michael Voyer		
				71	Tom DellaFranco	47	Tyler Landman	29	Charlie O'Connor	46	Derek Wahl		
				92	Joe DeMizio	15	Kyle Larson	74	Brian Oliver	62	Jared Waitt		
				31	Nikolaus Diehr	65	Chris Leavitt	36	Dan Panciocco	28	Jeff Walker		
				24	Dan Dineen	21	Alexander Ledovskiy	62	James Parker	85	Steve Walsh		
				95	Sean D'Loughy	64	Steeve Lemay	52	Rich Patry	79	Brian Wasilewski		
				60	Francois Dussureault	25	Rick Lembo	26	Andy Petrus	41	Steven Waters		
				69	Mike Emanatian	82	Brendan Lewis	54	Justin Petterle	96	Scott Whittemore		
				24	Eric Ernst	19	Chris Libett	22	Cory Piche	70	Todd Whittemore		



WWW.DRAFTOPS.COM

WWW.DRAFTOPS.COM

TOP AFFILIATE

# CALGARY AFFILIATE RECORDS



# BIRMINGHAM BULLS (1980-81)

## CHL LEADERS - SKATERS

### CHL GOALS

Rank	Name	Pos	GP	G
1	Bob Gould	F	58	25
2	John Stewart	C	57	22
3	Jim MacRae	F	54	19
4	Greg Meredith	F	39	17
5	Mike Dwyer	L	49	16
6	Dave Hindmarch	F	48	15
7	Brad Kempthorne	C	44	10
8	Tim Harrer	R	28	9
9	Frank Beaton	L	41	8
10	Earl Ingarfield	L	23	7
11	Mike Perovich	D	55	6
	Bob Francis	C	18	6
	Gord Wappel	D	44	6
	Paul Henderson	L	35	6
	John Gibson	D	16	6
16	Dale Lewis	L	12	5
	Gary Rissling	L	19	5
	Brad Smith	F	10	5
19	Tim Hunter	F	58	3
20	Barry Gibbs	D	20	2

### CHL ASSISTS

Rank	Name	Pos	GP	A
1	Mike Dwyer	L	49	34
2	John Stewart	C	57	33
3	Mike Perovich	D	55	26
4	Bob Gould	F	58	25
	Brad Kempthorne	C	44	25
6	Jim MacRae	F	54	24
7	Bob Francis	C	18	21
8	Gord Wappel	D	44	19
9	Barry Gibbs	D	20	15
10	Dave Hindmarch	F	48	14
11	Paul Henderson	L	35	11
12	Greg Meredith	F	39	10
13	Earl Ingarfield	L	23	9
	Dale Lewis	L	12	9
15	Gary Rissling	L	19	7
16	Brad Smith	F	10	6
17	Tim Harrer	R	28	5
	Frank Beaton	L	41	5
	Tim Hunter	F	58	5
	Alex McKendry	F	10	5

### CHL POINTS

Rank	Name	Pos	GP	P
1	John Stewart	C	57	55
2	Mike Dwyer	L	49	50
	Bob Gould	F	58	50
4	Jim MacRae	F	54	43
5	Brad Kempthorne	C	44	35
6	Mike Perovich	D	55	32
7	Dave Hindmarch	F	48	29
8	Bob Francis	C	18	27
	Greg Meredith	F	39	27
10	Gord Wappel	D	44	25
11	Barry Gibbs	D	20	17
	Paul Henderson	L	35	17
13	Earl Ingarfield	L	23	16
14	Dale Lewis	L	12	14
	Tim Harrer	R	28	14
16	Frank Beaton	L	41	13
17	Gary Rissling	L	19	12
18	Brad Smith	F	10	11
19	John Gibson	D	16	9
20	Tim Hunter	F	58	8

### CHL PIMS

Rank	Name	Pos	GP	PIM
1	Tim Hunter	F	58	236
2	Gary Rissling	L	19	161
3	Frank Beaton	L	41	143
4	Mike Dwyer	L	49	135
5	Mike Perovich	D	55	116
6	Gord Wappel	D	44	89
7	Brad Kempthorne	C	44	65
8	John Stewart	C	57	57
9	Barry Gibbs	D	20	49
10	Earl Ingarfield	L	23	47
11	Bob Gould	F	58	43
12	John Gibson	D	16	42
13	Jim MacRae	F	54	40
14	Jay Soleway	D	31	40
15	Ralph Andreesen	D	24	39
16	Paul Henderson	L	35	38
17	Greg Meredith	F	39	36
18	Tim Harrer	R	28	36
19	Paul Terbenche	D	41	26
20	Alex McKendry	F	10	23

### CHL GAMES PLAYED

Rank	Name	Pos	GP	G	A	P	PIM
1	Tim Hunter	F	58	3	5	8	236
	Bob Gould	F	58	25	25	50	43
3	John Stewart	C	57	22	33	55	57
4	Mike Perovich	D	55	6	26	32	116
5	Jim MacRae	F	54	19	24	43	40
6	Mike Dwyer	L	49	16	34	50	135
7	Dave Hindmarch	F	48	15	14	29	18
8	Gord Wappel	D	44	6	19	25	89
	Brad Kempthorne	C	44	10	25	35	65
10	Frank Beaton	L	41	8	5	13	143
	Paul Terbenche	D	41	2	2	4	26
12	Greg Meredith	F	39	17	10	27	36
13	Paul Henderson	L	35	6	11	17	38
14	Jay Soleway	D	31	1	2	3	40
15	Tim Harrer	R	28	9	5	14	36
16	Ralph Andreesen	D	24	1	2	3	39
17	Earl Ingarfield	L	23	7	9	16	47
18	Jim Pettie	G	21	0	1	1	20
19	Barry Gibbs	D	20	2	15	17	49
20	Gary Rissling	L	19	5	7	12	161



# BIRMINGHAM BULLS (1980-81)

## CHL LEADERS - GOALTENDERS

To qualify to be included in the goalie leaders, a goaltender must have played 15 or more games with the only exception being Shutouts and Games Played.

### CHL WINS

Rank	Name	GP	Min	W
1	Tim Bernhardt	29	1598	11
2	Jim Pettie	21	1189	3

### CHL GOALS AGAINST AVG.

Rank	Name	GP	GA	GAA
1	Tim Bernhardt	29	106	3.98
2	Jim Pettie	21	109	5.50

### CHL SAVE PERCENTAGE

Rank	Name	GP	Svs	Pct
1	Tim Bernhardt	29	773	0.879
2	Jim Pettie	21	567	0.839

### CHL SHUTOUTS

Rank	Name	GP	SO
1	Tim Bernhardt	29	1

### CHL GAMES PLAYED

Rank	Name	GP	Min	W	L	T	SO
1	Tim Bernhardt	29	1598	11	13	2	1
2	Jim Pettie	21	1189	3	16	0	0
3	Reggie Lemelin	13	757	3	8	2	0



# BIRMINGHAM BULLS (1980-81)

## NHL LEADERS - SKATERS

### NHL GOALS

Rank	Name	Pos	GP	G
1	Paul Henderson	L	707	236
2	Bob Gould	F	697	145
3	Tim Hunter	F	815	62
4	Barry Gibbs	D	796	58
5	Brad Smith	F	222	28
6	Gary Rissling	L	221	23
7	Dave Hindmarch	F	99	21
8	Greg Meredith	F	38	6
9	Dennis Sobchuk	C	35	5
	Paul Terbenche	D	189	5
11	Earl Ingarfield	L	39	4
12	Alex McKendry	F	46	3
13	Bob Francis	C	14	2
	Mike Dwyer	L	31	2
15	Frank Beaton	L	25	1
	Gord Wappel	D	20	1

### NHL ASSISTS

Rank	Name	Pos	GP	A
1	Paul Henderson	L	707	241
2	Barry Gibbs	D	796	224
3	Bob Gould	F	697	159
4	Tim Hunter	F	815	76
5	Brad Smith	F	222	34
6	Gary Rissling	L	221	30
7	Paul Terbenche	D	189	26
8	Dave Hindmarch	F	99	17
9	Dennis Sobchuk	C	35	6
	Alex McKendry	F	46	6
	Mike Dwyer	L	31	6
12	Greg Meredith	F	38	4
	Earl Ingarfield	L	39	4
14	John Gibson	D	48	2
15	Frank Beaton	L	25	1
	Gord Wappel	D	20	1

### NHL POINTS

Rank	Name	Pos	GP	P
1	Paul Henderson	L	707	477
2	Bob Gould	F	697	304
3	Barry Gibbs	D	796	282
4	Tim Hunter	F	815	138
5	Brad Smith	F	222	62
6	Gary Rissling	L	221	53
7	Dave Hindmarch	F	99	38
8	Paul Terbenche	D	189	31
9	Dennis Sobchuk	C	35	11
10	Greg Meredith	F	38	10
11	Alex McKendry	F	46	9
12	Mike Dwyer	L	31	8
	Earl Ingarfield	L	39	8
14	John Gibson	D	48	2
	Frank Beaton	L	25	2
	Gord Wappel	D	20	2
	Bob Francis	C	14	2

### NHL PIMS

Rank	Name	Pos	GP	PIM
1	Tim Hunter	F	815	3146
2	Gary Rissling	L	221	1008
3	Barry Gibbs	D	796	945
4	Brad Smith	F	222	591
5	Bob Gould	F	697	572
6	Paul Henderson	L	707	304
7	John Gibson	D	48	120
8	Frank Beaton	L	25	43
9	Paul Terbenche	D	189	28
10	Dave Hindmarch	F	99	25
	Mike Dwyer	L	31	25
12	Earl Ingarfield	L	39	22
13	Alex McKendry	F	46	21
14	Gord Wappel	D	20	10
15	Greg Meredith	F	38	8
16	Dennis Sobchuk	C	35	2
	Tim Harrer	R	3	2

### NHL GAMES PLAYED

Rank	Name	Pos	GP	G	A	P	PIM
1	Tim Hunter	F	815	62	76	138	3146
2	Barry Gibbs	D	796	58	224	282	945
3	Paul Henderson	L	707	236	241	477	304
4	Bob Gould	F	697	145	159	304	572
5	Brad Smith	F	222	28	34	62	591
6	Gary Rissling	L	221	23	30	53	1008
7	Paul Terbenche	D	189	5	26	31	28
8	Dave Hindmarch	F	99	21	17	38	25
9	John Gibson	D	48	0	2	2	120
10	Alex McKendry	F	46	3	6	9	21
11	Earl Ingarfield	L	39	4	4	8	22
12	Greg Meredith	F	38	6	4	10	8
13	Dennis Sobchuk	C	35	5	6	11	2
14	Mike Dwyer	L	31	2	6	8	25
15	Frank Beaton	L	25	1	1	2	43
16	Gord Wappel	D	20	1	1	2	10
17	Bob Francis	C	14	2	0	2	0
18	Dale Lewis	L	8	0	0	0	0
19	Tim Harrer	R	3	0	0	0	2
	Serge Beaudoin	D	3	0	0	0	0



# BIRMINGHAM BULLS (1980-81) NHL LEADERS - GOALTENDERS

To qualify to be included in the goalie leaders, a goaltender must have played 15 or more games with the only exception being Shutouts and Games Played.

## NHL WINS

Rank	Name	GP	Min	W
1	Reggie Lemelin	507	28016	236
2	Tim Bernhardt	67	3748	17
3	Jim Pettie	21	1157	9

## NHL GOALS AGAINST AVG.

Rank	Name	GP	GA	GAA
1	Reggie Lemelin	507	1612	3.45
2	Jim Pettie	21	71	3.68
3	Tim Bernhardt	67	267	4.27

## NHL SAVE PERCENTAGE

Rank	Name	GP	Svs	Pct
1	Tim Bernhardt	67	1720	0.866
2	Reggie Lemelin	507	n/a	n/a
3	Jim Pettie	21	n/a	n/a

## NHL SHUTOUTS

Rank	Name	GP	SO
1	Reggie Lemelin	507	12
2	Jim Pettie	21	1

## NHL GAMES PLAYED

Rank	Name	GP	Min	W	L	T	SO
1	Reggie Lemelin	507	28016	236	162	63	12
2	Tim Bernhardt	67	3748	17	36	7	0
3	Jim Pettie	21	1157	9	7	2	1





# OKLAHOMA CITY STARS (1981-82)

## CHL LEADERS - SKATERS

### CHL GOALS

Rank	Name	Pos	GP	G
1	Bob Francis	C	80	48
2	Tim Harrer	R	77	29
3	Alex McKendry	F	80	27
	Dave Hindmarch	F	63	27
5	Mike Prestidge	C	53	20
6	Brad Kempthorne	C	72	17
7	Grant Rezanoff	R	45	15
8	Dave Debol	C	21	13
	Bill Hobbins	C	75	13
10	Gord Hampson	F	71	11
11	Greg Meredith	F	80	10
	Denis Cyr	R	14	10
13	Rick Vasko	D	68	9
	Mike Dwyer	L	28	9
15	Gord Wappel	D	46	6
	Bobby Lalonde	C	19	6
17	Ralph Andreesen	D	59	4
	Tim Hunter	F	55	4
19	Kari Eloranta	D	39	3
	Mike Fidler	L	6	3

### CHL ASSISTS

Rank	Name	Pos	GP	A
1	Bob Francis	C	80	66
2	Alex McKendry	F	80	59
3	Rick Vasko	D	68	32
4	Brad Kempthorne	C	72	29
5	Tim Harrer	R	77	27
	Kari Eloranta	D	39	27
7	Gord Hampson	F	71	23
	Greg Meredith	F	80	23
9	Dave Hindmarch	F	63	21
	Mike Dwyer	L	28	21
11	Grant Rezanoff	R	45	20
12	Mike Prestidge	C	53	19
13	Dave Debol	C	21	15
	Bill Hobbins	C	75	15
15	Gord Wappel	D	46	13
	Ralph Andreesen	D	59	13
17	Tim Hunter	F	55	12
18	Bobby Lalonde	C	19	11
19	Theran Welsh	D	13	9
	Pat Ribble	D	43	9

### CHL POINTS

Rank	Name	Pos	GP	P
1	Bob Francis	C	80	114
2	Alex McKendry	F	80	86
3	Tim Harrer	R	77	56
4	Dave Hindmarch	F	63	48
5	Brad Kempthorne	C	72	46
6	Rick Vasko	D	68	41
7	Mike Prestidge	C	53	39
8	Grant Rezanoff	R	45	35
9	Gord Hampson	F	71	34
10	Greg Meredith	F	80	33
11	Kari Eloranta	D	39	30
	Mike Dwyer	L	28	30
13	Dave Debol	C	21	28
	Bill Hobbins	C	75	28
15	Gord Wappel	D	46	19
16	Ralph Andreesen	D	59	17
	Bobby Lalonde	C	19	17
18	Tim Hunter	F	55	16
19	Denis Cyr	R	14	14
20	Theran Welsh	D	13	11

### CHL PIMS

Rank	Name	Pos	GP	PIM
1	Tim Hunter	F	55	222
2	Alex McKendry	F	80	163
3	Rick Vasko	D	68	92
4	Brad Kempthorne	C	72	78
5	Bob Francis	C	80	76
6	Greg Meredith	F	80	64
7	Ralph Andreesen	D	59	61
8	Gord Wappel	D	46	52
9	Gord Hampson	F	71	48
10	Pat Ribble	D	43	44
	Harold Phillipoff	F	13	44
12	Tim Harrer	R	77	36
	Bobby Lalonde	C	19	36
14	Mike Dwyer	L	28	35
15	John Multan	R	39	34
16	Kari Eloranta	D	39	31
17	Bill Hobbins	C	75	28
18	Dave Hindmarch	F	63	21
19	Charlie Bourgeois	D	13	17
20	Denis Cyr	R	14	16

### CHL GAMES PLAYED

Rank	Name	Pos	GP	G	A	P	PIM
1	Bob Francis	C	80	48	66	114	76
	Alex McKendry	F	80	27	59	86	163
	Greg Meredith	F	80	10	23	33	64
4	Tim Harrer	R	77	29	27	56	36
5	Bill Hobbins	C	75	13	15	28	28
6	Brad Kempthorne	C	72	17	29	46	78
7	Gord Hampson	F	71	11	23	34	48
8	Rick Vasko	D	68	9	32	41	92
9	Dave Hindmarch	F	63	27	21	48	21
10	Ralph Andreesen	D	59	4	13	17	61
11	Tim Hunter	F	55	4	12	16	222
12	Mike Prestidge	C	53	20	19	39	6
13	Gord Wappel	D	46	6	13	19	52
14	Grant Rezanoff	R	45	15	20	35	10
15	Pat Ribble	D	43	1	9	10	44
16	Kari Eloranta	D	39	3	27	30	31
17	John Multan	R	39	2	2	4	34
18	Mike Dwyer	L	28	9	21	30	35
19	Dave Debol	C	21	13	15	28	2
20	Bobby Lalonde	C	19	6	11	17	36



# OKLAHOMA CITY STARS (1981-82) CHL LEADERS - GOALTENDERS

To qualify to be included in the goalie leaders, a goaltender must have played 15 or more games with the only exception being Shutouts and Games Played.

## CHL WINS

Rank	Name	GP	Min	W
1	Hardy Astrom	35	1911	12
2	Paul Fricker	44	2363	12

## CHL GOALS AGAINST AVG.

Rank	Name	GP	GA	GAA
1	Paul Fricker	44	187	4.75
2	Hardy Astrom	35	154	4.84

## CHL SAVE PERCENTAGE

Rank	Name	GP	Svs	Pct
1	Paul Fricker	44	1095	0.854
2	Hardy Astrom	35	828	0.843

## CHL SHUTOUTS

Rank	Name	GP	SO
None			

## CHL GAMES PLAYED

Rank	Name	GP	Min	W	L	T	SO
1	Paul Fricker	44	2363	12	28	0	0
2	Hardy Astrom	35	1911	12	18	1	0
3	Tim Bernhardt	10	526	1	8	0	0



# OKLAHOMA CITY STARS (1981-82) NHL LEADERS - SKATERS

## NHL GOALS

Rank	Name	Pos	GP	G
1	Eric Vail	F	591	216
2	Bobby Lalonde	C	641	124
3	Mike Fidler	L	271	84
	Tim Hunter	F	815	62
5	Denis Cyr	R	193	41
6	Steve Konroyd	D	895	41
7	Dave Debol	C	92	26
8	Harold Phillipoff	F	141	26
	Dave Hindmarch	F	99	21
10	Pat Ribble	D	349	19
11	Charlie Bourgeois	D	290	16
	Kari Eloranta	D	267	13
13	Carl Mocosak	L	83	11
	Greg Meredith	F	38	6
15	Alex McKendry	F	46	3
	Rick Vasko	D	31	3
17	Mike Dwyer	L	31	2
	Bob Francis	C	14	2
19	Gord Wappel	D	20	1

## NHL ASSISTS

Rank	Name	Pos	GP	A
1	Eric Vail	F	591	260
2	Bobby Lalonde	C	641	210
3	Steve Konroyd	D	895	195
4	Kari Eloranta	D	267	103
5	Mike Fidler	L	271	97
	Tim Hunter	F	815	76
7	Pat Ribble	D	349	60
	Harold Phillipoff	F	141	57
9	Charlie Bourgeois	D	290	54
	Denis Cyr	R	193	43
11	Dave Debol	C	92	26
12	Dave Hindmarch	F	99	17
13	Carl Mocosak	L	83	15
	Rick Vasko	D	31	7
15	Alex McKendry	F	46	6
	Mike Dwyer	L	31	6
17	Greg Meredith	F	38	4
18	Gord Wappel	D	20	1

## NHL POINTS

Rank	Name	Pos	GP	P
1	Eric Vail	F	591	476
2	Steve Konroyd	D	895	236
3	Bobby Lalonde	C	641	223
4	Mike Fidler	L	271	181
5	Tim Hunter	F	815	138
6	Kari Eloranta	D	267	116
7	Denis Cyr	R	193	84
8	Harold Phillipoff	F	141	83
9	Pat Ribble	D	349	79
10	Charlie Bourgeois	D	290	70
11	Dave Debol	C	92	52
	Dave Hindmarch	F	99	38
13	Carl Mocosak	L	83	26
	Rick Vasko	D	31	10
15	Greg Meredith	F	38	10
16	Alex McKendry	F	46	9
	Mike Dwyer	L	31	8
18	Gord Wappel	D	20	2
19	Bob Francis	C	14	2

## NHL PIMS

Rank	Name	Pos	GP	PIM
1	Tim Hunter	F	815	3146
2	Steve Konroyd	D	895	863
3	Charlie Bourgeois	D	290	788
4	Pat Ribble	D	349	365
5	Bobby Lalonde	C	641	298
6	Eric Vail	F	591	281
7	Harold Phillipoff	F	141	267
8	Carl Mocosak	L	83	170
9	Kari Eloranta	D	267	155
10	Mike Fidler	L	271	124
	Denis Cyr	R	193	36
12	Rick Vasko	D	31	29
	Dave Hindmarch	F	99	25
14	Mike Dwyer	L	31	25
15	Alex McKendry	F	46	21
16	Gord Wappel	D	20	10
17	Greg Meredith	F	38	8
18	Gord Hampson	F	4	5
19	Dave Debol	C	92	4
20	Tim Harrer	R	3	2

## NHL GAMES PLAYED

Rank	Name	Pos	GP	G	A	P	PIM
1	Steve Konroyd	D	895	41	195	236	863
	Tim Hunter	F	815	62	76	138	3146
	Bobby Lalonde	C	641	124	210	223	298
4	Eric Vail	F	591	216	260	476	281
5	Pat Ribble	D	349	19	60	79	365
6	Charlie Bourgeois	D	290	16	54	70	788
7	Mike Fidler	L	271	84	97	181	124
8	Kari Eloranta	D	267	13	103	116	155
9	Denis Cyr	R	193	41	43	84	36
10	Harold Phillipoff	F	141	26	57	83	267
11	Dave Hindmarch	F	99	21	17	38	25
12	Dave Debol	C	92	26	26	52	4
13	Carl Mocosak	L	83	11	15	26	170
14	Alex McKendry	F	46	3	6	9	21
15	Greg Meredith	F	38	6	4	10	8
16	Rick Vasko	D	31	3	7	10	29
17	Mike Dwyer	L	31	2	6	8	25
	Gord Wappel	D	20	1	1	2	10
19	Bob Francis	C	14	2	0	2	0
20	Gord Hampson	F	4	0	0	0	5



# OKLAHOMA CITY STARS (1981-82) NHL LEADERS - GOALTENDERS

To qualify to be included in the goalie leaders, a goaltender must have played 15 or more games with the only exception being Shutouts and Games Played.

## NHL WINS

Rank	Name	GP	Min	W
1	Mike Vernon	781	44449	367
2	Hardy Astrom	83	4456	17
3	Tim Bernhardt	67	3748	17

## NHL GOALS AGAINST AVG.

Rank	Name	GP	GA	GAA
1	Mike Vernon	781	2206	2.98
2	Hardy Astrom	83	278	3.74
3	Tim Bernhardt	67	267	4.27

## NHL SAVE PERCENTAGE

Rank	Name	GP	Svs	Pct
1	Mike Vernon	781	17758	0.890
2	Tim Bernhardt	67	1720	0.866
3	Hardy Astrom	83	n/a	n/a

## NHL SHUTOUTS

Rank	Name	GP	SO
1	Mike Vernon	781	27

## NHL GAMES PLAYED

Rank	Name	GP	Min	W	L	T	SO
1	Mike Vernon	781	44449	367	273	92	27
2	Hardy Astrom	83	4456	17	44	12	0
3	Tim Bernhardt	67	3748	17	36	7	0



# COLORADO FLAMES (1982-84)

## CHL LEADERS - SKATERS

### CHL GOALS

Rank	Name	Pos	GP	G
1	Dan Bolduc	L	139	64
2	Pierre Rioux	F	124	63
3	Bruce Eakin	C	140	57
4	Bob Francis	C	94	52
5	Greg Meredith	F	90	39
6	Gord Hampson	F	113	36
7	Tim Harrer	R	69	33
8	Alex McKendry	F	72	25
9	Charlie Bourgeois	D	105	22
10	Mike Clayton	L	69	20
11	Todd Hooley	F	67	19
	Mario Simioni	F	60	19
13	Jeff Brubaker	L	57	16
	Dale DeGray	D	67	16
15	Mike Dwyer	L	51	15
	Jim Jackson	R	55	15
17	Mike Prestidge	C	62	13
	Jeff Vaive	C	67	13
19	Ed Beers	F	29	12
	Kari Jalonen	C	33	12

### CHL ASSISTS

Rank	Name	Pos	GP	A
1	Bruce Eakin	C	140	115
2	Pierre Rioux	F	124	82
3	Bob Francis	C	94	66
4	Dan Bolduc	L	139	62
5	Charlie Bourgeois	D	105	50
6	Jim Jackson	R	55	43
7	Gord Hampson	F	113	42
	Alex McKendry	F	72	42
	Tony Curtale	D	128	42
10	Gord Wappel	D	70	34
11	Mike Dwyer	L	51	33
12	Kari Jalonen	C	33	32
13	Pat Ribble	D	63	31
	Greg Meredith	F	90	30
15	Tim Harrer	R	69	29
16	Mike Prestidge	C	62	26
17	Tony Stiles	D	97	25
	Mario Simioni	F	60	24
19	Todd Hooley	F	67	21
	Jeff Vaive	C	67	21

### CHL POINTS

Rank	Name	Pos	GP	P
1	Bruce Eakin	C	140	172
2	Pierre Rioux	F	124	145
	Dan Bolduc	L	139	126
4	Bob Francis	C	94	118
5	Alex McKendry	F	72	86
6	Gord Hampson	F	113	78
7	Charlie Bourgeois	D	105	72
8	Greg Meredith	F	90	69
	Alex McKendry	F	72	67
10	Tim Harrer	R	69	62
11	Jim Jackson	R	55	58
	Tony Curtale	D	128	52
13	Mike Dwyer	L	51	48
14	Gord Wappel	D	70	44
	Kari Jalonen	C	33	44
16	Mario Simioni	F	60	43
17	Todd Hooley	F	67	40
18	Mike Prestidge	C	62	39
19	Pat Ribble	D	63	36
20	Mike Clayton	L	69	36

### CHL PIMS

Rank	Name	Pos	GP	PIM
1	Randy Turnbull	D	65	292
2	Charlie Bourgeois	D	105	261
3	Tim Hunter	F	46	225
4	Jeff Brubaker	L	57	218
5	Howard Walker	D	69	172
6	Gord Hampson	F	113	162
7	Neil Sheehy	D	74	151
8	Tony Curtale	D	128	141
9	Mike Clayton	L	69	126
10	Gord Wappel	D	70	110
11	Carl Mokosak	L	28	106
12	Bob Francis	C	94	77
	Tony Stiles	D	97	77
14	Dan Bolduc	L	139	73
15	Pat Ribble	D	63	68
16	Dale DeGray	D	67	67
17	Keith Hanson	D	39	64
	Mike Perovich	D	60	64
19	Bruce Eakin	C	140	63
20	Mike Dwyer	L	51	61

### CHL GAMES PLAYED

Rank	Name	Pos	GP	G	A	P	PIM
1	Bruce Eakin	C	140	57	115	172	63
	Dan Bolduc	L	139	64	62	126	73
3	Tony Curtale	D	128	10	42	52	141
4	Pierre Rioux	F	124	63	82	145	40
5	Gord Hampson	F	113	36	42	78	162
6	Charlie Bourgeois	D	105	22	50	72	261
7	Tony Stiles	D	97	5	25	30	77
8	Bob Francis	C	94	52	66	118	77
9	Greg Meredith	F	90	39	30	69	53
10	Neil Sheehy	D	74	5	18	23	151
11	Alex McKendry	F	72	25	42	67	44
12	Gord Wappel	D	70	10	34	44	110
13	Howard Walker	D	69	4	19	23	172
14	Mike Clayton	L	69	20	16	36	126
	Tim Harrer	R	69	33	29	62	28
16	Dale DeGray	D	67	16	14	30	67
	Todd Hooley	F	67	19	21	40	40
	Jeff Vaive	C	67	13	21	34	39
19	Randy Turnbull	D	65	2	1	3	292
20	Pat Ribble	D	63	5	31	36	68



# COLORADO FLAMES (1982-84)

## CHL LEADERS - GOALTENDERS

To qualify to be included in the goalie leaders, a goaltender must have played 15 or more games with the only exception being Shutouts and Games Played.

### CHL WINS

Rank	Name	GP	Min	W
1	Marc D'Amour	78	4290	34
2	Mike Vernon	46	2648	30
3	Tim Bernhardt	34	1896	19

### CHL GOALS AGAINST AVG.

Rank	Name	GP	GA	GAA
1	Mike Vernon	46	148	3.35
2	Tim Bernhardt	34	122	3.86
3	Marc D'Amour	78	284	3.97

### CHL SAVE PERCENTAGE

Rank	Name	GP	Svs	Pct
1	Tim Bernhardt	34	900	0.881
2	Marc D'Amour	78	n/a	n/a
3	Mike Vernon	46	n/a	n/a

### CHL SHUTOUTS

Rank	Name	GP	SO
1	Marc D'Amour	78	1
2	Mike Vernon	46	1

### CHL GAMES PLAYED

Rank	Name	GP	Min	W	L	T	SO
1	Marc D'Amour	78	4290	34	33	3	1
2	Mike Vernon	46	2648	30	13	2	1
3	Tim Bernhardt	34	1896	19	11	1	0
4	Jeff Lastiwka	5	284	3	2	0	0
	Jim Ralph	5	300	3	2	0	0



# COLORADO FLAMES (1982-84)

## NHL LEADERS - SKATERS

### NHL GOALS

Rank	Name	Pos	GP	G
1	Al MacInnis	D	1416	340
2	Brian Bradley	C	651	182
3	Kevin LaVallee	F	366	110
4	Paul Fenton	F	411	100
5	Colin Patterson	F	504	96
6	Ed Beers	F	250	94
7	Tim Hunter	F	815	62
8	Mark Lamb	D	403	46
9	Dan Bolduc	L	102	22
10	Pat Ribble	D	349	19
11	Neil Sheehy	D	379	18
	Dale DeGray	D	153	18
13	Jim Jackson	R	112	17
	Charlie Bourgeois	D	290	16
15	Jeff Brubaker	L	178	16
	Carl Mokosak	L	83	11
17	Kari Jalonen	C	37	9
	Mickey Volcan	D	162	8
19	Greg Meredith	F	38	6
	Alex McKendry	F	46	3

### NHL ASSISTS

Rank	Name	Pos	GP	A
1	Al MacInnis	D	1416	934
2	Brian Bradley	C	651	321
3	Kevin LaVallee	F	366	125
4	Ed Beers	F	250	116
5	Colin Patterson	F	504	110
6	Mark Lamb	D	403	100
7	Paul Fenton	F	411	83
	Tim Hunter	F	815	76
	Pat Ribble	D	349	60
10	Charlie Bourgeois	D	290	54
11	Neil Sheehy	D	379	47
12	Dale DeGray	D	153	47
13	Mickey Volcan	D	162	33
	Jim Jackson	R	112	30
15	Dan Bolduc	L	102	19
16	Carl Mokosak	L	83	15
17	Howard Walker	D	83	12
	Jeff Brubaker	L	178	9
19	Tony Stiles	D	30	7
	Kari Jalonen	C	37	6

### NHL POINTS

Rank	Name	Pos	GP	P
1	Al MacInnis	D	1416	1274
2	Brian Bradley	C	651	503
	Kevin LaVallee	F	366	235
4	Ed Beers	F	250	210
5	Colin Patterson	F	504	206
6	Paul Fenton	F	411	183
7	Mark Lamb	D	403	146
8	Tim Hunter	F	815	138
	Pat Ribble	D	349	79
10	Charlie Bourgeois	D	290	70
11	Neil Sheehy	D	379	65
	Dale DeGray	D	153	65
13	Jim Jackson	R	112	47
14	Mickey Volcan	D	162	41
	Dan Bolduc	L	102	41
16	Carl Mokosak	L	83	26
17	Jeff Brubaker	L	178	25
18	Kari Jalonen	C	37	15
19	Howard Walker	D	83	14
20	Greg Meredith	F	38	10

### NHL PIMS

Rank	Name	Pos	GP	PIM
1	Tim Hunter	F	815	3146
2	Al MacInnis	D	1416	1501
3	Neil Sheehy	D	379	1311
4	Charlie Bourgeois	D	290	788
5	Brian Bradley	C	651	528
6	Jeff Brubaker	L	178	512
7	Pat Ribble	D	349	365
8	Mark Lamb	D	403	291
9	Ed Beers	F	250	256
10	Colin Patterson	F	504	239
11	Paul Fenton	F	411	198
12	Dale DeGray	D	153	195
	Carl Mokosak	L	83	170
14	Mickey Volcan	D	162	146
15	Howard Walker	D	83	133
16	Kevin LaVallee	F	366	85
17	Keith Hanson	D	25	77
	Dan Bolduc	L	102	33
19	Mike Dwyer	L	31	25
20	Alex McKendry	F	46	21

### NHL GAMES PLAYED

Rank	Name	Pos	GP	G	A	P	PIM
1	Al MacInnis	D	1416	340	934	1274	1501
	Tim Hunter	F	815	62	76	138	3146
3	Brian Bradley	C	651	182	321	503	528
4	Colin Patterson	F	504	96	110	206	239
5	Paul Fenton	F	411	100	83	183	198
6	Mark Lamb	D	403	46	100	146	291
7	Neil Sheehy	D	379	18	47	65	1311
8	Kevin LaVallee	F	366	110	125	235	85
	Pat Ribble	D	349	19	60	79	365
10	Charlie Bourgeois	D	290	16	54	70	788
	Ed Beers	F	250	94	116	210	256
12	Jeff Brubaker	L	178	16	9	25	512
13	Mickey Volcan	D	162	8	33	41	146
14	Dale DeGray	D	153	18	47	65	195
	Jim Jackson	R	112	17	30	47	20
	Dan Bolduc	L	102	22	19	41	33
17	Carl Mokosak	L	83	11	15	26	170
	Howard Walker	D	83	2	12	14	133
	Alex McKendry	F	46	3	6	9	21
20	Greg Meredith	F	38	6	4	10	8



# COLORADO FLAMES (1982-84)

## NHL LEADERS - GOALTENDERS

To qualify to be included in the goalie leaders, a goaltender must have played 15 or more games with the only exception being Shutouts and Games Played.

### NHL WINS

Rank	Name	GP	Min	W
1	Mike Vernon	781	44449	367
2	Tim Bernhardt	67	3748	17
3	Marc D'Amour	16	579	2

### NHL GOALS AGAINST AVG.

Rank	Name	GP	GA	GAA
1	Mike Vernon	781	2206	2.98
2	Marc D'Amour	16	32	3.32
3	Tim Bernhardt	67	267	4.27

### NHL SAVE PERCENTAGE

Rank	Name	GP	Svs	Pct
1	Marc D'Amour	16	292	0.901
2	Mike Vernon	781	17758	0.890
3	Tim Bernhardt	67	1720	0.866

### NHL SHUTOUTS

Rank	Name	GP	SO
1	Mike Vernon	781	27

### NHL GAMES PLAYED

Rank	Name	GP	Min	W	L	T	SO
1	Mike Vernon	781	44449	367	273	92	27
2	Tim Bernhardt	67	3748	17	36	7	0
3	Marc D'Amour	16	579	2	4	2	0





# MONCTON GOLDEN FLAMES (1984-87)

## AHL LEADERS - SKATERS

### AHL GOALS

Rank	Name	Pos	GP	G
1	Brett Hull	R	67	50
2	Mark Lamb	D	159	49
3	Yves Courteau	R	129	45
4	Dale DeGray	D	198	44
5	Bob Bodak	L	106	38
6	Brian Bradley	C	79	35
	Bruce Eakin	C	78	35
	Peter Bakovic	L	157	35
9	Gino Cavallini	L	55	32
10	Joel Otto	C	56	27
	George White*	F	131	27
12	Benoit Doucet	F	79	26
13	Pierre Rioux	F	74	25
14	Gary Roberts	L	45	24
15	John Newberry	F	44	10
	Mike Clayton	L	70	10
17	Mike Kaszycki	F	30	9
	Ted Pearson	F	65	9
19	Mickey Volcan	D	63	8
	Robin Bartell	D	115	8

### AHL ASSISTS

Rank	Name	Pos	GP	A
1	Mark Lamb	D	159	99
2	Dale DeGray	D	198	90
3	Peter Bakovic	L	157	70
4	Pierre Rioux	F	74	66
5	Brian Bradley	C	79	58
6	Bruce Eakin	C	78	48
7	Yves Courteau	R	129	43
8	Brett Hull	R	67	42
9	Joel Otto	C	56	36
10	Bob Bodak	L	106	35
11	Benoit Doucet	F	79	34
12	Robin Bartell	D	115	32
13	Kevan Guy	D	119	30
14	John Newberry	F	44	24
15	Gino Cavallini	L	55	21
	Mark Paterson	D	70	21
17	Gary Roberts	L	45	20
18	George White*	F	131	17
	Ted Pearson	F	65	17
	Keith Hanson	D	70	17

### AHL POINTS

Rank	Name	Pos	GP	P
1	Mark Lamb	D	159	148
2	Dale DeGray	D	198	134
3	Peter Bakovic	L	157	105
4	Brian Bradley	C	79	93
5	Brett Hull	R	67	92
6	Pierre Rioux	F	74	91
7	Yves Courteau	R	129	88
8	Bruce Eakin	C	78	83
9	Bob Bodak	L	106	73
10	Joel Otto	C	56	63
11	Benoit Doucet	F	79	60
12	Gino Cavallini	L	55	53
13	Gary Roberts	L	45	44
	George White*	F	131	44
15	Robin Bartell	D	115	40
16	Kevan Guy	D	119	36
17	John Newberry	F	44	34
18	Mark Paterson	D	70	27
19	Ted Pearson	F	65	26
	Mike Clayton	L	70	26

### AHL PIMS

Rank	Name	Pos	GP	PIM
1	Peter Bakovic	L	157	629
2	Dale DeGray	D	198	248
3	Darwin McCutcheon	D	81	218
4	Bob Bodak	L	106	189
5	Ed Kastelic	R	62	187
6	Robin Bartell	D	115	166
7	Ken Sabourin	D	78	166
8	Keith Hanson	D	70	145
9	Mike Clayton	L	70	133
10	Neil Sheehy	D	38	122
11	Mark Paterson	D	70	112
12	Don Mercier	C	74	107
13	Mark Lamb	D	159	104
14	Rob Kivell	D	49	95
15	Kevan Guy	D	119	94
16	Lou Kiriakou	D	84	93
17	Joel Otto	C	56	89
18	Dave Cameron	C	37	82
19	Dan Cormier	F	23	81
20	Gary Roberts	L	45	79

### AHL GAMES PLAYED

Rank	Name	Pos	GP	G	A	P	PIM
1	Dale DeGray	D	198	44	90	134	248
2	Mark Lamb	D	159	49	99	148	104
3	Peter Bakovic	L	157	35	70	105	629
4	George White*	F	131	27	17	44	64
5	Yves Courteau	R	129	45	43	88	51
6	Kevan Guy	D	119	6	30	36	94
7	Robin Bartell	D	115	8	32	40	166
8	Bob Bodak	L	106	38	35	73	189
9	Tony Stiles	D	99	5	11	16	64
10	Lou Kiriakou	D	84	0	8	8	93
11	Darwin McCutcheon	D	81	1	12	13	218
12	Brian Bradley	C	79	35	58	93	48
	Benoit Doucet	F	79	26	34	60	18
14	Ken Sabourin	D	78	1	10	11	166
	Bruce Eakin	C	78	35	48	83	60
16	Don Mercier	C	74	5	11	16	107
	Pierre Rioux	F	74	25	66	91	14
18	Keith Hanson	D	70	5	17	22	145
	Mike Clayton	L	70	10	16	26	133
	Mark Paterson	D	70	6	21	27	112



# MONCTON GOLDEN FLAMES (1984-87)

## AHL LEADERS - GOALTENDERS

To qualify to be included in the goalie leaders, a goaltender must have played 15 or more games with the only exception being Shutouts and Games Played.

### AHL WINS

Rank	Name	GP	Min	W
1	Marc D'Amour	58	3180	24
2	Doug Dadswell	42	2275	24
3	Mike Vernon	47	2424	13
4	Rick Kosti	15	705	5
5	Dave Meszaros	20	820	4

### AHL GOALS AGAINST AVG.

Rank	Name	GP	GA	GAA
1	Marc D'Amour	58	187	3.53
2	Doug Dadswell	42	138	3.64
3	Rick Kosti	15	44	3.74
4	Mike Vernon	47	155	3.84
5	Dave Meszaros	20	53	3.88

### AHL SAVE PERCENTAGE

Rank	Name	GP	Svs	Pct
1	Marc D'Amour	58	1471	0.887
2	Dave Meszaros	20	396	0.882
3	Mike Vernon	47	1088	0.875
4	Rick Kosti	15	265	0.858
5	Doug Dadswell	42	797	0.852

### AHL SHUTOUTS

Rank	Name	GP	SO
1	Doug Dadswell	42	1
2	Rick Kosti	15	1

### AHL GAMES PLAYED

Rank	Name	GP	Min	W	L	T	SO
1	Marc D'Amour	58	3180	24	23	5	0
2	Mike Vernon	47	2424	13	21	6	0
3	Doug Dadswell	42	2275	24	12	1	1
4	Dave Meszaros	20	820	4	7	2	0
5	Rick Kosti	15	705	5	7	1	1
6	Maurice Dupuis	2	76	1	0	0	0



# MONCTON GOLDEN FLAMES (1984-87)

## NHL LEADERS - SKATERS

### NHL GOALS

Rank	Name	Pos	GP	G
1	Brett Hull	R	1269	741
2	Gary Roberts	L	1224	438
3	Joel Otto	C	943	195
4	Brian Bradley	C	651	182
5	Steve Tambellini	C	553	160
6	Gino Cavallini	L	593	114
7	Mark Lamb	D	403	46
8	Mike Kaszycki	F	226	42
9	Peter Sullivan	F	126	28
10	Rik Wilson	D	251	25
	Dave Cameron	C	168	25
12	Dan Bolduc	L	102	22
13	Dale DeGray	D	153	18
	Neil Sheehy	D	379	18
15	Jim Jackson	R	112	17
	Ed Kastelic	R	220	11
17	Mickey Volcan	D	162	8
	Tom McMurchy	L	55	8
19	Kevan Guy	D	156	5
20	Mark Paterson	D	29	3

### NHL ASSISTS

Rank	Name	Pos	GP	A
1	Brett Hull	R	1269	650
2	Gary Roberts	L	1224	471
3	Brian Bradley	C	651	321
4	Joel Otto	C	943	313
5	Gino Cavallini	L	593	159
6	Steve Tambellini	C	553	150
7	Mark Lamb	D	403	100
8	Mike Kaszycki	F	226	80
9	Rik Wilson	D	251	65
10	Peter Sullivan	F	126	54
11	Dale DeGray	D	153	47
12	Neil Sheehy	D	379	47
13	Mickey Volcan	D	162	33
14	Jim Jackson	R	112	30
15	Dave Cameron	C	168	28
16	Kevan Guy	D	156	20
17	Dan Bolduc	L	102	19
18	Ed Kastelic	R	220	10
19	Ken Sabourin	D	74	8
	Tom Thornbury	D	14	8

### NHL POINTS

Rank	Name	Pos	GP	P
1	Brett Hull	R	1269	1391
2	Gary Roberts	L	1224	909
3	Joel Otto	C	943	508
4	Brian Bradley	C	651	503
5	Steve Tambellini	C	553	310
6	Gino Cavallini	L	593	273
7	Mark Lamb	D	403	146
8	Mike Kaszycki	F	226	122
9	Rik Wilson	D	251	90
10	Peter Sullivan	F	126	82
11	Dale DeGray	D	153	65
	Neil Sheehy	D	379	65
13	Dave Cameron	C	168	53
14	Jim Jackson	R	112	47
15	Mickey Volcan	D	162	41
	Dan Bolduc	L	102	41
17	Kevan Guy	D	156	25
18	Ed Kastelic	R	220	21
19	Tom McMurchy	L	55	12
20	Ken Sabourin	D	74	10

### NHL PIMS

Rank	Name	Pos	GP	PIM
1	Gary Roberts	L	1224	2560
2	Joel Otto	C	943	1934
3	Neil Sheehy	D	379	1311
4	Ed Kastelic	R	220	719
5	Brian Bradley	C	651	528
6	Gino Cavallini	L	593	507
7	Brett Hull	R	1269	458
8	Mark Lamb	D	403	291
9	Dave Cameron	C	168	238
10	Rik Wilson	D	251	220
11	Ken Sabourin	D	74	201
12	Dale DeGray	D	153	195
13	Mickey Volcan	D	162	146
14	Kevan Guy	D	156	138
15	Mike Kaszycki	F	226	108
16	Steve Tambellini	C	553	105
17	Keith Hanson	D	25	77
18	Tom McMurchy	L	55	65
19	Peter Bakovic	L	10	48
20	Peter Sullivan	F	126	40

### NHL GAMES PLAYED

Rank	Name	Pos	GP	G	A	P	PIM
1	Brett Hull	R	1269	741	650	1391	458
2	Gary Roberts	L	1224	438	471	909	2560
3	Joel Otto	C	943	195	313	508	1934
4	Brian Bradley	C	651	182	321	503	528
5	Gino Cavallini	L	593	114	159	273	507
6	Steve Tambellini	C	553	160	150	310	105
7	Mark Lamb	D	403	46	100	146	291
8	Neil Sheehy	D	379	18	47	65	1311
9	Rik Wilson	D	251	25	65	90	220
10	Mike Kaszycki	F	226	42	80	122	108
11	Ed Kastelic	R	220	11	10	21	719
12	Dave Cameron	C	168	25	28	53	238
13	Mickey Volcan	D	162	8	33	41	146
14	Kevan Guy	D	156	5	20	25	138
15	Dale DeGray	D	153	18	47	65	195
16	Peter Sullivan	F	126	28	54	82	40
17	Jim Jackson	R	112	17	30	47	20
18	Dan Bolduc	L	102	22	19	41	33
19	Ken Sabourin	D	74	2	8	10	201
20	Tom McMurchy	L	55	8	4	12	65



# MONCTON GOLDEN FLAMES (1984-87) NHL LEADERS - GOALTENDERS

To qualify to be included in the goalie leaders, a goaltender must have played 15 or more games with the only exception being Shutouts and Games Played.

## NHL WINS

Rank	Name	GP	Min	W
1	Mike Vernon	781	44449	367
2	Doug Dadswell	28	1346	8
3	Marc D'Amour	16	579	2

## NHL GOALS AGAINST AVG.

Rank	Name	GP	GA	GAA
1	Mike Vernon	781	2206	2.98
2	Marc D'Amour	16	32	3.32
3	Doug Dadswell	28	99	4.41

## NHL SAVE PERCENTAGE

Rank	Name	GP	Svs	Pct
1	Marc D'Amour	16	292	0.901
2	Mike Vernon	781	17758	0.890
3	Doug Dadswell	28	601	0.859

## NHL SHUTOUTS

Rank	Name	GP	SO
1	Mike Vernon	781	27

## NHL GAMES PLAYED

Rank	Name	GP	Min	W	L	T	SO
1	Mike Vernon	781	44449	367	273	92	27
2	Doug Dadswell	28	1346	8	8	3	0
3	Marc D'Amour	16	579	2	4	2	0



# SALT LAKE GOLDEN EAGLES (1987-93)

## IHL LEADERS - SKATERS

### IHL GOALS

Rank	Name	Pos	GP	G
1	Rich Chernomaz	R	442	205
2	Marc Bureau	C	266	118
3	Randy Bucyk	C	239	91
4	Martin Simard	L	277	70
5	Shawn Heaphy	C	154	70
6	Paul Ranheim	L	75	68
7	Tim Sweeney	L	112	65
8	Todd Harkins	C	204	60
9	Rick Barkovich	C	149	54
10	Bryan Deasley	L	211	52
11	Jim Johannson	C	100	49
	Peter Lappin	R	84	49
13	Tomas Forslund	R	85	41
14	Kerry Clark	R	200	40
	Patrick Lebeau	L	75	40
	Theoren Fleury	R	42	40
17	Paul Kruse	L	175	39
18	Darryl Olsen	D	207	38
19	C.J. Young	R	89	33
20	Andrew McKim	C	74	30

### IHL ASSISTS

Rank	Name	Pos	GP	A
1	Rich Chernomaz	R	442	296
2	Marc Bureau	C	266	152
3	Randy Bucyk	C	239	149
4	Darryl Olsen	D	207	123
5	Martin Simard	L	277	93
6	Rick Lessard	D	222	87
7	Kevin Wortman	D	164	84
8	Todd Harkins	C	204	78
9	Shawn Heaphy	C	154	72
10	Ken Sabourin	D	301	71
11	Tim Sweeney	L	112	67
12	Dave Reierson	D	124	65
13	Jim Leavins	D	104	64
14	Patrick Lebeau	L	75	60
15	Brian Glynn	D	119	57
16	Bryan Deasley	L	211	55
17	Kevin Grant	D	218	53
	Kevan Guy	D	154	53
19	Chris Biotti	D	189	52
20	Jeff Wenaas	C	135	51

### IHL POINTS


Rank	Name	Pos	GP	P
1	Rich Chernomaz	R	442	501
2	Marc Bureau	C	266	270
3	Randy Bucyk	C	239	240
4	Martin Simard	L	277	163
5	Darryl Olsen	D	207	161
6	Shawn Heaphy	C	154	142
7	Todd Harkins	C	204	138
8	Tim Sweeney	L	112	132
9	Kevin Wortman	D	164	109
10	Rick Lessard	D	222	108
11	Bryan Deasley	L	211	107
12	Patrick Lebeau	L	75	100
	Rick Barkovich	C	149	100
14	Paul Ranheim	L	75	97
15	Jim Johannson	C	100	95
16	Peter Lappin	R	84	92
17	Ken Sabourin	D	301	84
	Jim Leavins	D	104	84
19	Kerry Clark	R	200	83
20	Dave Reierson	D	124	82

### IHL PIMS

Rank	Name	Pos	GP	PIM
1	Rich Chernomaz	R	442	1000
2	Stu Grimson	L	171	984
3	Ken Sabourin	D	301	936
4	Kerry Clark	R	200	893
5	Rick Hayward	D	147	856
6	Martin Simard	L	277	817
7	Paul Kruse	L	175	786
8	Rick Lessard	D	222	680
9	Darren Banks	L	115	600
10	Kevin Grant	D	218	505
11	Marc Bureau	C	266	479
12	Richard Zemplak	R	119	398
13	Kevan Melrose	D	175	343
14	Brian Glynn	D	119	287
15	Shane Churla	R	32	278
16	Todd Harkins	C	204	270
17	Todd Gillingham	L	76	269
18	Darryl Olsen	D	207	259
19	Peter Bakovic	L	39	221
20	Sandy McCarthy	R	77	220

### IHL GAMES PLAYED

Rank	Name	Pos	GP	G	A	P	PIM
1	Rich Chernomaz	R	442	205	296	501	1000
2	Ken Sabourin	D	301	13	71	84	936
3	Martin Simard	L	277	70	93	163	817
4	Marc Bureau	C	266	118	152	270	479
5	Randy Bucyk	C	239	91	149	240	110
6	Rick Lessard	D	222	21	87	108	680
7	Kevin Grant	D	218	20	53	73	505
8	Bryan Deasley	L	211	52	55	107	166
9	Darryl Olsen	D	207	38	123	161	259
10	Todd Harkins	C	204	60	78	138	270
11	Kerry Clark	R	200	40	43	83	893
12	Chris Biotti	D	189	20	52	72	190
13	Paul Kruse	L	175	39	39	78	786
	Kevan Melrose	D	175	14	34	48	343
15	Stu Grimson	L	171	26	31	57	984
16	Kevin Wortman	D	164	25	84	109	58
17	Kevan Guy	D	154	10	53	63	188
	Shawn Heaphy	C	154	70	72	142	148
19	Rick Barkovich	C	149	54	46	100	120
20	Rick Hayward	D	147	10	36	46	856



# SALT LAKE GOLDEN EAGLES (1987-93)

## IHL LEADERS - GOALTENDERS

To qualify to be included in the goalie leaders, a goaltender must have played 15 or more games with the only exception being Shutouts and Games Played.

### IHL WINS

Rank	Name	GP	Min	W
1	Steve Guenette	120	7110	72
2	Wayne Cowley	72	3809	35
3	Scott Sharples	75	4211	30
4	Jason Muzzatti	65	3780	29
5	Marc D'Amour	62	3245	26
6	Andrei Trefilov	44	2536	23
7	Doug Dadswell	32	1723	15
8	Trevor Kidd	29	1696	10
	Grant Blair	19	813	10
10	Rick Kosti	18	731	3

### IHL GOALS AGAINST AVG.

Rank	Name	GP	GA	GAA
1	Andrei Trefilov	44	135	3.19
2	Steve Guenette	120	379	3.20
3	Marc D'Amour	62	177	3.27
4	Jason Muzzatti	65	219	3.48
5	Scott Sharples	75	258	3.68
6	Grant Blair	19	51	3.76
7	Wayne Cowley	72	241	3.80
8	Doug Dadswell	32	110	3.83
9	Trevor Kidd	29	111	3.93
10	Rick Kosti	18	54	4.43

### IHL SAVE PERCENTAGE


Rank	Name	GP	Svs	Pct
1	Andrei Trefilov	44	1157	0.896
2	Marc D'Amour	62	1441	0.891
3	Trevor Kidd	29	873	0.887
4	Grant Blair	19	363	0.877

### IHL SHUTOUTS

Rank	Name	GP	SO
1	Jason Muzzatti	65	2
2	Doug Dadswell	32	2
3	Trevor Kidd	29	1

### IHL GAMES PLAYED

Rank	Name	GP	Min	W	L	T	SO
1	Steve Guenette	120	7110	72	39	8	0
2	Scott Sharples	75	4211	30	32	5	0
3	Wayne Cowley	72	3809	35	23	6	0
4	Jason Muzzatti	65	3780	29	28	6	2
5	Marc D'Amour	62	3245	26	19	5	0
6	Andrei Trefilov	44	2536	23	17	3	0
7	Doug Dadswell	32	1723	15	10	3	2
8	Trevor Kidd	29	1696	10	16	1	1
9	Grant Blair	19	813	10	6	0	0
10	Rick Kosti	18	731	3	9	2	0



# SALT LAKE GOLDEN EAGLES (1987-93)

## NHL LEADERS - SKATERS

### NHL GOALS

Rank	Name	Pos	GP	G
1	Theoren Fleury	R	1084	455
2	Paul Ranheim	L	1013	161
3	Stephane Matteau	L	848	144
4	Sandy McCarthy	R	736	72
5	Tim Sweeney	L	291	55
	Marc Bureau	C	567	55
7	Paul Kruse	L	423	38
8	Shane Churla	R	488	26
9	Brian Glynn	D	431	25
10	Rod Buskas	D	556	19
11	Neil Sheehy	D	379	18
12	Jim Kyte	D	598	17
	Stu Grimson	L	729	17
14	Alexander Godynyuk	D	223	10
15	Rich Chernomaz	R	51	9
16	C.J. Young	R	43	7
	Kevin Dahl	D	188	7
18	Kevan Guy	D	156	5
	Mike Dark	D	43	5
	Tomas Forslund	R	44	5

### NHL ASSISTS

Rank	Name	Pos	GP	A
1	Theoren Fleury	R	1084	633
2	Paul Ranheim	L	1013	199
3	Stephane Matteau	L	848	172
4	Tim Sweeney	L	291	83
	Marc Bureau	C	567	83
6	Brian Glynn	D	431	79
7	Sandy McCarthy	R	736	76
8	Rod Buskas	D	556	63
9	Jim Kyte	D	598	49
10	Neil Sheehy	D	379	47
11	Shane Churla	R	488	45
12	Alexander Godynyuk	D	223	39
13	Paul Kruse	L	423	33
14	Stu Grimson	L	729	22
	Kevin Dahl	D	188	22
16	Kevan Guy	D	156	20
17	Greg Smyth	D	228	16
18	Jim Leavins	D	41	12
	Richard Zemlak	R	132	12
20	Tomas Forslund	R	44	11

### NHL POINTS


Rank	Name	Pos	GP	P
1	Theoren Fleury	R	1084	1088
2	Paul Ranheim	L	1013	360
3	Stephane Matteau	L	848	316
4	Sandy McCarthy	R	736	148
5	Tim Sweeney	L	291	138
	Marc Bureau	C	567	138
7	Brian Glynn	D	431	104
8	Rod Buskas	D	556	82
9	Shane Churla	R	488	71
	Paul Kruse	L	423	71
11	Jim Kyte	D	598	66
12	Neil Sheehy	D	379	65
13	Alexander Godynyuk	D	223	49
14	Stu Grimson	L	729	39
15	Kevin Dahl	D	188	29
16	Kevan Guy	D	156	25
17	Greg Smyth	D	228	20
18	Tomas Forslund	R	44	16
	Rich Chernomaz	R	51	16
20	Jim Leavins	D	41	14

### NHL PIMS

Rank	Name	Pos	GP	PIM
1	Shane Churla	R	488	2301
2	Stu Grimson	L	729	2113
3	Theoren Fleury	R	1084	1840
4	Sandy McCarthy	R	736	1534
5	Jim Kyte	D	598	1342
6	Neil Sheehy	D	379	1311
7	Rod Buskas	D	556	1294
8	Paul Kruse	L	423	1074
9	Greg Smyth	D	228	783
10	Stephane Matteau	L	848	742
11	Richard Zemlak	R	132	587
12	Brian Glynn	D	431	410
13	Marc Bureau	C	567	327
14	Paul Ranheim	L	1013	288
15	Alexander Godynyuk	D	223	224
16	Ken Sabourin	D	74	201
17	Martin Simard	L	44	183
18	Kevin Dahl	D	188	153
19	Kevan Guy	D	156	138
20	Tim Sweeney	L	291	123

### NHL GAMES PLAYED

Rank	Name	Pos	GP	G	A	P	PIM
1	Theoren Fleury	R	1084	455	633	1088	1840
2	Paul Ranheim	L	1013	161	199	360	288
3	Stephane Matteau	L	848	144	172	316	742
4	Sandy McCarthy	R	736	72	76	148	1534
5	Stu Grimson	L	729	17	22	39	2113
6	Jim Kyte	D	598	17	49	66	1342
7	Marc Bureau	C	567	55	83	138	327
8	Rod Buskas	D	556	19	63	82	1294
9	Shane Churla	R	488	26	45	71	2301
10	Brian Glynn	D	431	25	79	104	410
11	Paul Kruse	L	423	38	33	71	1074
12	Neil Sheehy	D	379	18	47	65	1311
13	Tim Sweeney	L	291	55	83	138	123
14	Greg Smyth	D	228	4	16	20	783
15	Alexander Godynyuk	D	223	10	39	49	224
16	Kevin Dahl	D	188	7	22	29	153
17	Kevan Guy	D	156	5	20	25	138
18	Richard Zemlak	R	132	2	12	14	587
19	Mark Osiecki	D	93	3	11	14	43
20	Ken Sabourin	D	74	2	8	10	201



# SALT LAKE GOLDEN EAGLES (1987-93) NHL LEADERS - GOALTENDERS

To qualify to be included in the goalie leaders, a goaltender must have played 15 or more games with the only exception being Shutouts and Games Played.

## NHL WINS

Rank	Name	GP	Min	W
1	Trevor Kidd	387	21426	140
2	Steve Guenette	35	1958	19
3	Jason Muzzatti	62	3014	13
4	Andrei Trefilov	54	2663	12
5	Doug Dadswell	28	1346	8
6	Marc D'Amour	16	579	2

## NHL GOALS AGAINST AVG.

Rank	Name	GP	GA	GAA
1	Trevor Kidd	387	1014	2.84
2	Marc D'Amour	16	32	3.32
	Jason Muzzatti	62	167	3.32
4	Andrei Trefilov	54	153	3.45
5	Steve Guenette	35	122	3.74
6	Doug Dadswell	28	99	4.41

## NHL SAVE PERCENTAGE

Rank	Name	GP	Svs	Pct
1	Marc D'Amour	16	292	0.901
	Trevor Kidd	387	9224	0.901
3	Andrei Trefilov	54	1328	0.897
4	Jason Muzzatti	62	1411	0.894
5	Steve Guenette	35	900	0.881
6	Doug Dadswell	28	601	0.859

## NHL SHUTOUTS

Rank	Name	GP	SO
1	Trevor Kidd	387	19
2	Andrei Trefilov	54	2
3	Jason Muzzatti	62	1

## NHL GAMES PLAYED

Rank	Name	GP	Min	W	L	T	SO
1	Trevor Kidd	387	21426	140	162	52	19
2	Jason Muzzatti	62	3014	13	25	10	1
3	Andrei Trefilov	54	2663	12	25	4	2
4	Steve Guenette	35	1958	19	16	0	1
5	Doug Dadswell	28	1346	8	8	3	0
6	Marc D'Amour	16	579	2	4	2	0
7	Wayne Cowley	1	57	0	1	0	0
8	Scott Sharples	1	65	0	0	1	0





# SAINT JOHN FLAMES (1993-03)

## AHL LEADERS - SKATERS

### AHL GOALS

Rank	Name	Pos	GP	G
1	Ladislav Kohn	R	250	89
2	Marty Murray	C	222	78
3	Hnat Domenichelli	C	112	65
	Sergei Varlamov	L	200	65
5	Cory Stillman	C	142	63
	Vesa Viitakoski	L	171	63
7	Jarrold Skalde	C	133	59
8	Martin St. Louis	R	95	58
9	David Roche	L	153	54
10	Rico Fata	R	146	52
11	Chris Clark	R	169	47
12	Todd Hlushko	L	114	46
13	Jeff Cowan	L	209	42
14	Jesper Mattsson	R	174	41
15	Daniel Tkaczuk	C	130	40
16	Blair Betts	C	161	39
17	Steve Begin	L	178	38
	Niklas Sundblad	R	222	38
19	Jason Botterill	L	152	37
20	Eric Landry	C	117	36

### AHL ASSISTS

Rank	Name	Pos	GP	A
1	Marty Murray	C	222	152
2	Ladislav Kohn	R	250	124
3	Cory Stillman	C	142	101
4	Vesa Viitakoski	L	171	94
5	Benoit Gratton	C	118	85
6	Sergei Varlamov	L	200	84
7	Jarrold Skalde	C	133	76
8	Micki DuPont	D	188	75
9	Darrel Scoville	D	201	64
10	Len Esau	D	129	63
11	Daniel Tkaczuk	C	130	62
12	Chris Clark	R	169	61
13	Jason Morgan	C	156	60
14	Rico Fata	R	146	58
15	Martin St. Louis	R	95	56
16	Jesper Mattsson	R	174	55
17	Ronald Petrovicky	R	145	54
18	Mark Freer	C	77	53
19	Blair Betts	C	161	51
	Travis Brigley	L	162	51

### AHL POINTS

Rank	Name	Pos	GP	P
1	Marty Murray	C	222	230
2	Ladislav Kohn	R	250	213
3	Cory Stillman	C	142	164
4	Vesa Viitakoski	L	171	157
5	Sergei Varlamov	L	200	149
6	Jarrold Skalde	C	133	135
7	Martin St. Louis	R	95	114
8	Benoit Gratton	C	118	112
9	Rico Fata	R	146	110
10	Chris Clark	R	169	108
11	Hnat Domenichelli	C	112	107
12	David Roche	L	153	104
13	Micki DuPont	D	188	102
	Daniel Tkaczuk	C	130	102
15	Jesper Mattsson	R	174	96
16	Darrel Scoville	D	201	91
17	Jason Morgan	C	156	90
	Blair Betts	C	161	90
19	Ronald Petrovicky	R	145	89
20	Len Esau	D	129	88

### AHL PIMS

Rank	Name	Pos	GP	PIM
1	Sami Helenius	D	272	851
2	Todd Simpson	D	146	598
3	Barry Nieckar	L	65	491
4	Rocky Thompson	R	135	453
5	Jamie Allison	D	138	434
6	Paxton Schulte	L	144	432
7	Chris Clark	R	169	388
8	Eric Charron	D	143	366
9	Steve Begin	L	178	364
10	Eric Landry	C	117	352
11	Matt O'Dette	D	169	351
12	Chris Dingman	L	121	335
13	Keith McCambridge	D	160	316
14	David Roche	L	153	315
15	Darcy Verot	L	73	299
16	Ladislav Kohn	R	250	298
17	Dale Kushner	R	111	296
18	Mike Stevens	L	79	293
19	Niklas Sundblad	R	222	292
20	Benoit Gratton	C	118	290

### AHL GAMES PLAYED

Rank	Name	Pos	GP	G	A	P	PIM
1	Sami Helenius	D	272	8	20	28	851
2	Ladislav Kohn	R	250	89	124	213	298
3	Niklas Sundblad	R	222	38	44	82	292
	Marty Murray	C	222	78	152	230	112
5	Jeff Cowan	L	209	42	40	82	225
6	Darrel Scoville	D	201	27	64	91	290
7	Sergei Varlamov	L	200	65	84	149	212
8	Rick Mrozik	D	199	9	26	35	99
9	Micki DuPont	D	188	27	75	102	178
10	Steve Begin	L	178	38	35	73	364
11	Jesper Mattsson	R	174	41	55	96	80
12	Vesa Viitakoski	L	171	63	94	157	80
13	Chris Clark	R	169	47	61	108	388
	Matt O'Dette	D	169	1	10	11	351
15	Denis Gauthier	D	162	9	51	60	267
	Travis Brigley	L	162	35	51	86	80
17	Blair Betts	C	161	39	51	90	44
18	Keith McCambridge	D	160	7	8	15	316
19	Jason Morgan	C	156	30	60	90	132
20	Joel Bouchard	D	155	16	51	67	173



# SAINT JOHN FLAMES (1993-03)

## AHL LEADERS - GOALTENDERS

To qualify to be included in the goalie leaders, a goaltender must have played 15 or more games with the only exception being Shutouts and Games Played.

### AHL WINS

Rank	Name	GP	Min	W
1	Dwayne Roloson	125	7486	58
2	J.S. Giguere	111	6146	51
3	Levente Szuper	112	6083	43
4	Jason Muzzatti	82	4680	36
5	Martin Brochu	55	3049	27
	Tyler Moss	57	3203	27
7	Dany Sabourin	52	2707	20
8	Darrin Madeley	46	2316	11
	Andrei Trefilov	35	2012	11
10	Kay Whitmore	36	2001	10

### AHL GOALS AGAINST AVG.

Rank	Name	GP	GA	GAA
1	Kay Whitmore	36	83	2.49
	Tyler Moss	57	133	2.49
3	Levente Szuper	112	253	2.50
4	Martin Brochu	55	132	2.60
5	Dany Sabourin	52	118	2.62
6	Dwayne Roloson	125	376	3.01
7	J.S. Giguere	111	309	3.02
	Igor Karpenko	27	72	3.02
9	Darrin Madeley	46	124	3.21
10	Andrei Trefilov	35	113	3.37

### AHL SAVE PERCENTAGE

Rank	Name	GP	Svs	Pct
1	Tyler Moss	57	1581	0.922
2	J.S. Giguere	111	3061	0.908
	Kay Whitmore	36	816	0.908
4	Dany Sabourin	52	1137	0.906
5	Igor Karpenko	27	689	0.905
6	Dwayne Roloson	125	3548	0.904
7	Levente Szuper	112	2351	0.903
8	Darrin Madeley	46	1114	0.900
9	Martin Brochu	55	1174	0.899
10	Andrei Trefilov	35	1000	0.898

### AHL SHUTOUTS

Rank	Name	GP	SO
1	Levente Szuper	112	8
2	J.S. Giguere	111	5
	Dany Sabourin	52	5
4	Jason Muzzatti	82	4
5	Dwayne Roloson	125	3
6	Igor Karpenko	27	2
	Martin Brochu	55	2
8	Mark Richards	6	1
	Sean Matile	14	1
	Frederic Deschenes	5	1

### AHL GAMES PLAYED

Rank	Name	GP	Min	W	L	T	SO
1	Dwayne Roloson	125	7486	58	45	20	3
2	Levente Szuper	112	6083	43	46	9	8
3	J.S. Giguere	111	6146	51	43	9	5
4	Jason Muzzatti	82	4680	36	35	7	4
5	Tyler Moss	57	3203	27	16	9	0
6	Martin Brochu	55	3049	27	19	5	2
7	Dany Sabourin	52	2707	20	21	4	5
8	Darrin Madeley	46	2316	11	18	11	0
9	Ian Gordon	40	1757	7	21	1	0
10	Kay Whitmore	36	2001	10	16	8	0



# SAINT JOHN FLAMES (1993-03)

## NHL LEADERS - SKATERS

### NHL GOALS

Rank	Name	Pos	GP	G
1	Martin St. Louis	R	1134	391
2	Cory Stillman	C	1025	278
3	Dave Lowry	L	1084	164
4	Claude Lapointe	C	879	127
5	Daniel Marois	R	350	117
6	Chuck Kobasew	RW	601	110
7	Wes Walz	C	607	109
8	Chris Clark	R	607	103
9	Matthew Lombardi	C	536	101
10	Derek Morris	D	1107	92
11	Jeff Shantz	C	642	72
12	Jim Dowd	C	728	71
13	Jordan Leopold	D	695	67
14	Nils Ekman†	R	264	60
15	Brett McLean	C	385	56
	Steve Begin	L	524	56
17	Marc Bureau	C	567	55
	Oleg Saprykin	L	325	55
19	Mike Sullivan	C	709	54
20	Hnat Domenichelli	C	267	52

### NHL ASSISTS

Rank	Name	Pos	GP	A
1	Martin St. Louis	R	1134	642
2	Cory Stillman	C	1025	449
3	Derek Morris	D	1107	332
4	Dave Lowry	L	1084	187
5	Claude Lapointe	C	879	178
6	Jim Dowd	C	728	168
7	Robyn Regehr	D	1090	163
8	Matthew Lombardi	C	536	161
9	Wes Walz	C	607	151
10	Jordan Leopold	D	695	147
11	Jeff Shantz	C	642	139
12	Chris Clark	R	607	111
13	Brett McLean	C	385	106
14	Chuck Kobasew	RW	601	100
15	Steve Montador	D	571	98
16	Daniel Marois	R	350	93
17	Nils Ekman†	R	264	91
18	Marc Bureau	C	567	83
	Mike Commodore	D	484	83
20	Oleg Saprykin	L	325	82

### NHL POINTS

Rank	Name	Pos	GP	P
1	Martin St. Louis	R	1134	1033
2	Cory Stillman	C	1025	727
3	Derek Morris	D	1107	424
4	Dave Lowry	L	1084	351
5	Claude Lapointe	C	879	305
6	Matthew Lombardi	C	536	262
7	Wes Walz	C	607	260
8	Jim Dowd	C	728	239
9	Jordan Leopold	D	695	214
	Chris Clark	R	607	214
11	Jeff Shantz	C	642	211
12	Chuck Kobasew	RW	601	210
	Daniel Marois	R	350	210
14	Robyn Regehr	D	1090	199
15	Brett McLean	C	385	162
16	Nils Ekman†	R	264	151
17	Marc Bureau	C	567	138
18	Oleg Saprykin	L	325	137
19	Mike Sullivan	C	709	136
20	Steve Montador	D	571	131

### NHL PIMS

Rank	Name	Pos	GP	PIM
1	Jody Shelley	L	627	1538
2	Krzysztof Oliwa	L	410	1447
3	Todd Simpson	D	580	1357
4	Wade Belak	D	549	1263
5	Dave Lowry	L	1084	1191
6	Derek Morris	D	1107	1004
7	Cale Hulse	D	619	1000
8	Robyn Regehr	D	1090	972
9	Steve Montador	D	571	807
10	Chris Dingman	L	385	769
11	Denis Gauthier	D	554	748
12	Claude Lapointe	C	879	721
13	Chris Clark	R	607	700
14	Jeff Cowan	L	413	695
15	Mike Commodore	D	484	683
16	Jamie Allison	D	372	639
17	Shane Hnidy	D	550	633
18	Steve Begin	L	524	561
19	Cory Stillman	C	1025	489
20	Ronald Petrovicky	R	342	429

### NHL GAMES PLAYED

Rank	Name	Pos	GP	G	A	P	PIM
1	Martin St. Louis	R	1134	391	642	1033	310
2	Derek Morris	D	1107	92	332	424	1004
3	Robyn Regehr	D	1090	36	163	199	972
4	Dave Lowry	L	1084	164	187	351	1191
5	Cory Stillman	C	1025	278	449	727	489
6	Claude Lapointe	C	879	127	178	305	721
7	Jim Dowd	C	728	71	168	239	390
8	Mike Sullivan	C	709	54	82	136	203
9	Jordan Leopold	D	695	67	147	214	293
10	Jeff Shantz	C	642	72	139	211	341
11	Jody Shelley	L	627	18	36	54	1538
12	Cale Hulse	D	619	16	79	95	1000
13	Chris Clark	R	607	103	111	214	700
	Wes Walz	C	607	109	151	260	343
15	Chuck Kobasew	RW	601	110	100	210	394
16	Todd Simpson	D	580	14	63	77	1357
17	Steve Montador	D	571	33	98	131	807
18	Marc Bureau	C	567	55	83	138	327
19	Denis Gauthier	D	554	17	60	77	748
20	Shane Hnidy	D	550	16	55	71	633



# SAINT JOHN FLAMES (1993-03)

## NHL LEADERS - GOALTENDERS

To qualify to be included in the goalie leaders, a goaltender must have played 15 or more games with the only exception being Shutouts and Games Played.

### NHL WINS

Rank	Name	GP	Min	W
1	Grant Fuhr	867	48945	403
2	J.S. Giguere	597	33717	262
3	Dwayne Roloson	606	34296	227
4	Rollie Melanson	291	16452	129
5	Fred Brathwaite	254	13840	81
6	Kay Whitmore	155	8596	60
7	Dany Sabourin	57	2900	18
8	Jason Muzzatti	62	3014	13
9	Andrei Trefilov	54	2663	12
10	Tyler Moss	30	1496	6

### NHL GOALS AGAINST AVG.

Rank	Name	GP	GA	GAA
1	J.S. Giguere	597	1423	2.53
2	Dwayne Roloson	606	1552	2.72
3	Fred Brathwaite	254	629	2.73
4	Dany Sabourin	57	139	2.88
5	Tyler Moss	30	81	3.25
6	Jason Muzzatti	62	167	3.32
7	Grant Fuhr	867	2756	3.38
8	Scott Bailey	19	55	3.42
9	Andrei Trefilov	54	153	3.45
10	Kay Whitmore	155	508	3.55

### NHL SAVE PERCENTAGE

Rank	Name	GP	Svs	Pct
1	J.S. Giguere	597	14902	0.913
2	Dwayne Roloson	606	15390	0.908
3	Fred Brathwaite	254	5715	0.901
4	Dany Sabourin	57	1224	0.898
5	Andrei Trefilov	54	1328	0.897
6	Jason Muzzatti	62	1411	0.894
7	Tyler Moss	30	665	0.891
8	Grant Fuhr	867	21630	0.887
9	Scott Bailey	19	390	0.876
10	Kay Whitmore	155	3542	0.875

### NHL SHUTOUTS

Rank	Name	GP	SO
1	J.S. Giguere	597	38
2	Dwayne Roloson	606	29
3	Grant Fuhr	867	25
4	Fred Brathwaite	254	15
5	Rollie Melanson	291	6
6	Kay Whitmore	155	4
7	Dany Sabourin	57	2
	Andrei Trefilov	54	2
9	Jason Muzzatti	62	1

### NHL GAMES PLAYED

Rank	Name	GP	Min	W	L	T	SO
1	Grant Fuhr	867	48945	403	295	114	25
2	Dwayne Roloson	606	34296	227	257	82	29
3	J.S. Giguere	597	33717	262	212	75	38
4	Rollie Melanson	291	16452	129	106	33	6
5	Fred Brathwaite	254	13840	81	99	37	15
6	Kay Whitmore	155	8596	60	64	16	4
7	Jason Muzzatti	62	3014	13	25	10	1
8	Dany Sabourin	57	2900	18	25	4	2
9	Andrei Trefilov	54	2663	12	25	4	2
10	Darrin Madeley	39	1928	4	23	5	0



# LOWELL LOCK MONSTERS (2003-05)

## AHL LEADERS - SKATERS

### AHL GOALS

Rank	Name	Pos	GP	G
1	Chuck Kobasew	R	79	38
2	Colin Forbes	F	76	27
3	Martin Sonnenberg	L	48	20
4	Matt Davidson	R	66	14
5	Lynn Loyns	F	95	13
6	David Inman	C	54	12
7	Mike Commodore	D	110	11
	Jim Henkel	C	63	11
9	Craig MacDonald	C	71	10
10	Richie Regehr	D	64	9
	Carsen Gernym	L	60	9
12	Justin Taylor	C	62	8
13	Mark Giordano	D	66	6
	Chris McNamara	F	56	6
	Josh Green	C	22	6
	Jason Morgan	C	21	6
17	Garett Bembridge	R	57	5
	Robert Dome	R	13	5
19	Justin Kelly	R	34	4
	Dustin Johner	C	23	4

### AHL ASSISTS

Rank	Name	Pos	GP	A
1	Mike Commodore	D	110	40
2	Chuck Kobasew	R	79	37
	Colin Forbes	F	76	37
4	Matt Davidson	R	66	28
5	Martin Sonnenberg	L	48	22
6	Craig MacDonald	C	71	18
7	Jim Henkel	C	63	16
	Richie Regehr	D	64	16
	Brennan Evans	D	115	16
10	Lynn Loyns	F	95	14
11	Jason Morgan	C	21	13
12	David Inman	C	54	12
13	Carsen Gernym	L	60	11
14	Mark Giordano	D	66	10
15	Josh Green	C	22	9
	Garett Bembridge	R	57	9
17	Dustin Johner	C	23	8
18	Robert Dome	R	13	7
	Gordie Dwyer	L	56	7
20	Justin Kelly	R	34	5

### AHL POINTS

Rank	Name	Pos	GP	P
1	Chuck Kobasew	R	79	75
2	Colin Forbes	F	76	64
3	Mike Commodore	D	110	51
4	Matt Davidson	R	66	42
	Martin Sonnenberg	L	48	42
6	Craig MacDonald	C	71	28
7	Jim Henkel	C	63	27
	Lynn Loyns	F	95	27
9	Richie Regehr	D	64	25
10	David Inman	C	54	24
11	Carsen Gernym	L	60	20
12	Jason Morgan	C	21	19
13	Brennan Evans	D	115	17
14	Mark Giordano	D	66	16
15	Josh Green	C	22	15
16	Garett Bembridge	R	57	14
17	Dustin Johner	C	23	12
	Robert Dome	R	13	12
19	Justin Taylor	C	62	11
20	Chris McNamara	F	56	10

### AHL PIMS

Rank	Name	Pos	GP	PIM
1	Mike Commodore	D	110	250
2	Gordie Dwyer	L	56	183
3	Brennan Evans	D	115	144
4	Carsen Gernym	L	60	115
5	Chuck Kobasew	R	79	110
6	Craig MacDonald	C	71	104
7	Mark Giordano	D	66	85
8	Colin Forbes	F	76	80
9	Brantt Myhres	L	29	77
10	Richie Regehr	D	64	60
11	Lynn Loyns	F	95	51
12	Chris McNamara	F	56	50
13	Martin Sonnenberg	L	48	46
	Josh Green	C	22	46
15	Garett Bembridge	R	57	44
16	Matt Davidson	R	66	36
17	Justin Taylor	C	62	35
18	Deryk Engelland	D	26	34
19	David Inman	C	54	30
20	Jim Henkel	C	63	21

### AHL GAMES PLAYED

Rank	Name	Pos	GP	G	A	P	PIM
1	Brennan Evans	D	115	1	16	17	144
2	Mike Commodore	D	110	11	40	51	250
3	Lynn Loyns	F	95	13	14	27	51
4	Chuck Kobasew	R	79	38	37	75	110
5	Colin Forbes	F	76	27	37	64	80
6	Craig MacDonald	C	71	10	18	28	104
7	Mark Giordano	D	66	6	10	16	85
	Matt Davidson	R	66	14	28	42	36
9	Richie Regehr	D	64	9	16	25	60
10	Jim Henkel	C	63	11	16	27	21
11	Justin Taylor	C	62	8	3	11	35
12	Carsen Gernym	L	60	9	11	20	115
13	Garett Bembridge	R	57	5	9	14	44
14	Gordie Dwyer	L	56	2	7	9	183
	Chris McNamara	F	56	6	4	10	50
16	David Inman	C	54	12	12	24	30
17	Martin Sonnenberg	L	48	20	22	42	46
18	Justin Kelly	R	34	4	5	9	10
19	Brantt Myhres	L	29	1	1	2	77
20	Derek Engelland	D	26	0	0	0	34



# LOWELL LOCK MONSTERS (2003-05) AHL LEADERS - GOALTENDERS

To qualify to be included in the goalie leaders, a goaltender must have played 15 or more games with the only exception being Shutouts and Games Played.

## AHL WINS

Rank	Name	GP	Min	W
1	Brent Krahn	42	2342	22

## AHL GOALS AGAINST AVG.

Rank	Name	GP	GA	GAA
1	Brent Krahn	42	98	2.51

## AHL SAVE PERCENTAGE

Rank	Name	GP	Svs	Pct
1	Brent Krahn	42	1172	0.923

## AHL SHUTOUTS

Rank	Name	GP	SO
1	Brent Krahn	42	6

## AHL GAMES PLAYED

Rank	Name	GP	Min	W	L	T	SO
1	Brent Krahn	42	2342	22	14	2	6
2	Dany Sabourin	14	821	5	7	2	0



# LOWELL LOCK MONSTERS (2003-05)

## NHL LEADERS - SKATERS

### NHL GOALS

Rank	Name	Pos	GP	G
1	Chuck Kobasew	RW	601	110
2	Matthew Lombardi	C	536	101
3	Mark Giordano	D	592	87
4	Josh Green	C	341	36
5	Colin Forbes	F	311	33
6	Mike Commodore	D	484	23
7	Deryk Engelland	D	388	18
8	Craig MacDonald	C	233	11
9	Robert Dome	R	53	7
10	Brantt Myhres	L	154	6
11	Matt Davidson	RW	56	5
12	Lynn Loyns	W	34	3
13	Jason Morgan	C	44	2
	Martin Sonnenberg	L	63	2
15	Richie Regehr	D	20	1

### NHL ASSISTS

Rank	Name	Pos	GP	A
1	Mark Giordano	D	592	214
2	Matthew Lombardi	C	536	161
3	Chuck Kobasew	RW	601	100
4	Mike Commodore	D	484	83
5	Deryk Engelland	D	388	52
6	Josh Green	C	341	40
7	Colin Forbes	F	311	28
8	Craig MacDonald	C	233	24
9	Robert Dome	R	53	7
	Matt Davidson	RW	56	7
11	Jason Morgan	C	44	5
	Gordie Dwyer	LW	108	5
13	Martin Sonnenberg	L	63	3
	Richie Regehr	D	20	3
15	Brantt Myhres	L	154	2
	Lynn Loyns	W	34	2
	Jesse Wallin	D	49	2

### NHL POINTS

Rank	Name	Pos	GP	P
1	Mark Giordano	D	592	301
2	Matthew Lombardi	C	536	262
3	Chuck Kobasew	RW	601	210
4	Mike Commodore	D	484	106
5	Josh Green	C	341	76
6	Deryk Engelland	D	388	70
7	Colin Forbes	F	311	61
8	Craig MacDonald	C	233	35
9	Robert Dome	R	53	14
10	Matt Davidson	RW	56	12
11	Brantt Myhres	L	154	8
12	Jason Morgan	C	44	7
13	Gordie Dwyer	LW	108	5
	Martin Sonnenberg	L	63	5
	Lynn Loyns	W	34	5
16	Richie Regehr	D	20	4
17	Jesse Wallin	D	49	2

### NHL PIMS

Rank	Name	Pos	GP	PIM
1	Brantt Myhres	L	154	687
2	Mike Commodore	D	484	683
3	Mark Giordano	D	592	520
4	Deryk Engelland	D	388	415
5	Chuck Kobasew	RW	601	394
	Gordie Dwyer	LW	108	394
7	Matthew Lombardi	C	536	293
8	Colin Forbes	F	311	213
9	Josh Green	C	341	206
10	Craig MacDonald	C	233	91
11	Jesse Wallin	D	49	34
12	Matt Davidson	RW	56	28
13	Martin Sonnenberg	L	63	21
	Lynn Loyns	W	34	21
15	Jason Morgan	C	44	18
16	Robert Dome	R	53	12
17	Richie Regehr	D	20	6

### NHL GAMES PLAYED

Rank	Name	Pos	GP	G	A	P	PIM
1	Chuck Kobasew	RW	601	110	100	210	394
2	Mark Giordano	D	592	87	214	301	520
3	Matthew Lombardi	C	536	101	161	262	293
4	Mike Commodore	D	484	23	83	106	683
5	Deryk Engelland	D	388	18	52	70	415
6	Josh Green	C	341	36	40	76	206
7	Colin Forbes	F	311	33	28	61	213
8	Craig MacDonald	C	233	11	24	35	91
9	Brantt Myhres	L	154	6	2	8	687
10	Gordie Dwyer	LW	108	0	5	5	394
11	Martin Sonnenberg	L	63	2	3	5	21
12	Matt Davidson	RW	56	5	7	12	28
13	Robert Dome	R	53	7	7	14	12
14	Jesse Wallin	D	49	0	2	2	34
15	Jason Morgan	C	44	2	5	7	18
16	Lynn Loyns	W	34	3	2	5	21
17	Richie Regehr	D	20	1	3	4	6
18	Carsen Gernym	L	4	0	0	0	0



# LOWELL LOCK MONSTERS (2003-05) NHL LEADERS - GOALTENDERS

To qualify to be included in the goalie leaders, a goaltender must have played 15 or more games with the only exception being Shutouts and Games Played.

## NHL WINS

Rank	Name	GP	Min	W
1	Dany Sabourin	57	2900	18

## NHL GOALS AGAINST AVG.

Rank	Name	GP	GA	GAA
1	Dany Sabourin	57	139	2.88

## NHL SAVE PERCENTAGE

Rank	Name	GP	Svs	Pct
1	Dany Sabourin	57	1224	0.898

## NHL SHUTOUTS

Rank	Name	GP	SO
1	Dany Sabourin	57	2

## NHL GAMES PLAYED

Rank	Name	GP	Min	W	L	T	SO
1	Dany Sabourin	57	2900	18	25	4	2
2	Brent Krahn	1	20	0	0	0	0





# OMAHA AK-SAR-BEN KNIGHTS (2005-07)

## AHL LEADERS - SKATERS

### AHL GOALS

Rank	Name	Pos	GP	G
1	Carsen Germyn	L	154	52
2	Warren Peters	C	156	32
3	David Moss	R	91	30
4	Brandon Prust	L	142	29
5	Dustin Boyd	C	66	27
6	Justin Taylor	C	124	24
7	Eric Nystrom	L	90	17
	Andrei Taratukhin	C	80	17
9	Mark Giordano	D	78	16
	Tomi Maki	R	147	16
	David Van Der Gulik	R	80	16
12	Kris Chucko	R	80	14
	Cam Cunning	L	90	14
14	Cam Severson	L	54	13
15	Richie Regehr	D	70	12
16	Derek Couture	R	112	10
17	Lynn Loyns	W	68	9
18	Ajay Baines	C	24	8
	Craig MacDonald	C	37	8
20	Zenith Komarniski	D	68	6

### AHL ASSISTS

Rank	Name	Pos	GP	A
1	Carsen Germyn	L	154	63
2	Mark Giordano	D	78	44
3	Andrei Taratukhin	C	80	43
4	David Moss	R	91	39
5	Dustin Boyd	C	66	33
6	Richie Regehr	D	70	32
7	Justin Taylor	C	124	31
	Tim Hambly	D	112	31
9	Tomi Maki	R	147	28
10	David Van Der Gulik	R	80	27
11	Warren Peters	C	156	26
12	Brandon Prust	L	142	24
13	Brad Ference	D	73	23
14	Craig MacDonald	C	37	19
15	Eric Nystrom	L	90	18
	Derek Couture	R	112	18
17	Steve Bancroft	D	75	16
18	Zenith Komarniski	D	68	15
19	Kris Chucko	R	80	14
	Brett Palin	D	142	14

### AHL POINTS

Rank	Name	Pos	GP	P
1	Carsen Germyn	L	154	115
2	David Moss	R	91	69
3	Mark Giordano	D	78	60
	Andrei Taratukhin	C	80	60
	Dustin Boyd	C	66	60
6	Warren Peters	C	156	58
7	Justin Taylor	C	124	55
8	Brandon Prust	L	142	53
9	Richie Regehr	D	70	44
	Tomi Maki	R	147	44
11	David Van Der Gulik	R	80	43
12	Tim Hambly	D	112	35
	Eric Nystrom	L	90	35
14	Derek Couture	R	112	28
	Kris Chucko	R	80	28
16	Craig MacDonald	C	37	27
17	Brad Ference	D	73	26
18	Cam Cunning	L	90	23
19	Zenith Komarniski	D	68	21
20	Cam Severson	L	54	20

### AHL PIMS

Rank	Name	Pos	GP	PIM
1	Brandon Prust	L	142	505
2	Carsen Germyn	L	154	251
3	Warren Peters	C	156	228
4	Brad Ference	D	73	210
5	Derek Couture	R	112	164
6	Mark Giordano	D	78	149
7	Cam Severson	L	54	146
8	Brett Palin	D	142	117
9	Steve Bancroft	D	75	114
10	Zenith Komarniski	D	68	99
11	Eric Godard	L	36	94
12	Richie Regehr	D	70	93
13	Andrei Taratukhin	C	80	80
14	Justin Taylor	C	124	78
	Adam Pardy	D	94	78
	Brantt Myhres	L	34	78
17	Kris Chucko	R	80	72
18	David Van Der Gulik	R	80	69
	Cam Cunning	L	90	69
20	Tim Hambly	D	112	61

### AHL GAMES PLAYED

Rank	Name	Pos	GP	G	A	P	PIM
1	Warren Peters	C	156	32	26	58	228
2	Carsen Germyn	L	154	52	63	115	251
3	Tomi Maki	R	147	16	28	44	53
4	Brandon Prust	L	142	29	24	53	505
	Brett Palin	D	142	1	14	15	117
6	Justin Taylor	C	124	24	31	55	78
7	Derek Couture	R	112	10	18	28	164
	Tim Hambly	D	112	4	31	35	61
9	Adam Pardy	D	94	2	6	8	78
10	David Moss	R	91	30	39	69	50
11	Cam Cunning	L	90	14	9	23	69
	Eric Nystrom	L	90	17	18	35	37
13	Andrei Taratukhin	C	80	17	43	60	80
	Kris Chucko	R	80	14	14	28	72
	David Van Der Gulik	R	80	16	27	43	69
16	Mark Giordano	D	78	16	44	60	149
17	Steve Bancroft	D	75	3	16	19	114
18	Brad Ference	D	73	3	23	26	210
19	Richie Regehr	D	70	12	32	44	93
20	Zenith Komarniski	D	68	6	15	21	99



# OMAHA AK-SAR-BEN KNIGHTS (2005-07) AHL LEADERS - GOALTENDERS

To qualify to be included in the goalie leaders, a goaltender must have played 15 or more games with the only exception being Shutouts and Games Played.

## AHL WINS

Rank	Name	GP	Min	W
1	Curtis McElhinney	90	4800	44
2	Brent Krahn	85	4805	40

## AHL GOALS AGAINST AVG.

Rank	Name	GP	GA	GAA
1	Curtis McElhinney	90	181	2.26
2	Brent Krahn	85	198	2.47

## AHL SAVE PERCENTAGE

Rank	Name	GP	Svs	Pct
1	Curtis McElhinney	90	1960	0.915
2	Brent Krahn	85	1996	0.910

## AHL SHUTOUTS

Rank	Name	GP	SO
1	Curtis McElhinney	90	10
2	Brent Krahn	85	5

## AHL GAMES PLAYED

Rank	Name	GP	Min	W	L	T	SO
1	Curtis McElhinney	90	4800	44	31	3	10
2	Brent Krahn	85	4805	40	32	9	5
3	Mike McKenna	2	96	0	1	0	0



# OMAHA AK-SAR-BEN KNIGHTS (2005-07)

## NHL LEADERS - SKATERS

### NHL GOALS

Rank	Name	Pos	GP	G
1	Matthew Lombardi	C	536	101
2	Mark Giordano	D	592	87
3	David Moss	R	501	78
4	Eric Nystrom	L	593	75
5	Brandon Prust	L	486	40
6	Dustin Boyd	C	220	32
7	Adam Cracknell	R	134	11
	Craig MacDonald	C	233	11
9	Eric Godard	L	335	6
	Brantt Myhres	L	154	6
11	Adam Parady	D	338	4
	Brad Ference	D	250	4
	Warren Peters	C	96	4
14	Lynn Loyns	W	34	3
	Cam Severson	L	37	3
16	David Van Der Gulik	R	49	2
17	Richie Regehr	D	20	1
	Zenith Komarniski	D	21	1

### NHL ASSISTS

Rank	Name	Pos	GP	A
1	Mark Giordano	D	592	214
2	Matthew Lombardi	C	536	161
3	David Moss	R	501	100
4	Brandon Prust	L	486	75
5	Eric Nystrom	L	593	48
	Adam Parady	D	338	48
7	Dustin Boyd	C	220	31
8	Brad Ference	D	250	30
9	Craig MacDonald	C	233	24
10	Adam Cracknell	R	134	16
11	Eric Godard	L	335	12
12	David Van Der Gulik	R	49	11
13	Warren Peters	C	96	4
14	Richie Regehr	D	20	3
15	Brantt Myhres	L	154	2
	Lynn Loyns	W	34	2
17	Zenith Komarniski	D	21	1
	Steve Bancroft	D	6	1

### NHL POINTS

Rank	Name	Pos	GP	P
1	Matthew Lombardi	C	536	262
2	Mark Giordano	D	592	301
3	David Moss	R	501	178
4	Eric Nystrom	L	593	123
5	Brandon Prust	L	486	115
6	Dustin Boyd	C	220	63
7	Adam Parady	D	338	52
8	Craig MacDonald	C	233	35
9	Brad Ference	D	250	34
10	Adam Cracknell	R	134	27
11	Eric Godard	L	335	18
12	David Van Der Gulik	R	49	13
13	Warren Peters	C	96	8
	Brantt Myhres	L	154	8
15	Lynn Loyns	W	34	5
16	Richie Regehr	D	20	4
17	Cam Severson	L	37	3
18	Zenith Komarniski	D	21	2
19	Steve Bancroft	D	6	1

### NHL PIMS

Rank	Name	Pos	GP	PIM
1	Brandon Prust	L	486	1036
2	Eric Godard	L	335	833
3	Brantt Myhres	L	154	687
4	Brad Ference	D	250	565
5	Mark Giordano	D	592	520
6	Eric Nystrom	L	593	401
7	Matthew Lombardi	C	536	293
8	Adam Parady	D	338	263
9	David Moss	R	501	157
10	Craig MacDonald	C	233	91
11	Warren Peters	C	96	72
12	Cam Severson	L	37	63
13	Dustin Boyd	C	220	41
14	Adam Cracknell	R	134	34
15	Lynn Loyns	W	34	21
16	David Van Der Gulik	R	49	10
	Zenith Komarniski	D	21	10
18	Richie Regehr	D	20	6
19	Brett Skinner	D	11	4
20	Steve Bancroft	D	6	2

### NHL GAMES PLAYED

Rank	Name	Pos	GP	G	A	P	PIM
1	Eric Nystrom	L	593	75	48	123	401
2	Mark Giordano	D	592	87	214	301	520
3	Matthew Lombardi	C	536	101	161	262	293
4	David Moss	R	501	78	100	178	157
	Brandon Prust	L	486	40	75	115	1036
6	Adam Parady	D	338	4	48	52	263
7	Eric Godard	L	335	6	12	18	833
	Brad Ference	D	250	4	30	34	565
9	Craig MacDonald	C	233	11	24	35	91
10	Dustin Boyd	C	220	32	31	63	41
11	Brantt Myhres	L	154	6	2	8	687
	Adam Cracknell	R	134	11	16	27	34
	Warren Peters	C	96	4	4	8	72
14	David Van Der Gulik	R	49	2	11	13	10
15	Cam Severson	L	37	3	0	3	63
	Lynn Loyns	W	34	3	2	5	21
	Zenith Komarniski	D	21	1	1	2	10
18	Richie Regehr	D	20	1	3	4	6
19	Brett Skinner	D	11	0	0	0	4
20	Steve Bancroft	D	6	0	1	1	2



# OMAHA AK-SAR-BEN KNIGHTS (2005-07) NHL LEADERS - GOALTENDERS

To qualify to be included in the goalie leaders, a goaltender must have played 15 or more games with the only exception being Shutouts and Games Played.

## NHL WINS

Rank	Name	GP	Min	W
1	Curtis McElhinney	147	7127	43
2	Mike McKenna	22	1173	5

## NHL GOALS AGAINST AVG.

Rank	Name	GP	GA	GAA
1	Curtis McElhinney	147	355	2.99
2	Mike McKenna	22	68	3.48

## NHL SAVE PERCENTAGE

Rank	Name	GP	Svs	Pct
1	Curtis McElhinney	147	3325	0.904
2	Mike McKenna	22	542	0.889

## NHL SHUTOUTS

Rank	Name	GP	SO
1	Curtis McElhinney	147	4
2	Mike McKenna	22	1

## NHL GAMES PLAYED

Rank	Name	GP	Min	W	L	T	SO
1	Curtis McElhinney	147	7127	43	58	10	4
2	Mike McKenna	22	1173	5	11	2	1
3	Brent Krahn	1	20	0	0	0	0



# QUAD CITY FLAMES (2007-09)

## AHL LEADERS - SKATERS

### AHL GOALS

Rank	Name	Pos	GP	G
1	Kris Chucko	R	154	43
2	Kyle Greentree	L	79	39
3	David Van Der Gulik	R	153	36
4	Carsen Germyn	L	152	32
5	Krys Kolanos	C	65	30
	Grant Stevenson	R	80	30
7	Warren Peters	C	137	22
8	Cam Cunning	L	131	18
9	Jamie Lundmark	C	54	15
10	Brett Sutter	C	146	14
11	Adam Cracknell	R	83	11
12	Derek Couture	R	76	10
	Brandon Prust	L	79	10
14	Tomi Maki	R	78	8
15	John Vigilante	L	24	7
16	Matt Pelech	R	136	6
17	John Armstrong	C	68	5
	Brett Palin	D	124	5
	Adam Parady	D	65	5
	Pete Vandermeer	L	80	5

### AHL ASSISTS

Rank	Name	Pos	GP	A
1	Carsen Germyn	L	152	76
2	Anders Eriksson	D	64	45
3	Grant Stevenson	R	80	43
4	David Van Der Gulik	R	153	42
5	Kris Chucko	R	154	38
6	Kyle Greentree	L	79	37
	Jamie Lundmark	C	54	37
8	Krys Kolanos	C	65	33
9	Brandon Prust	L	79	27
10	Tim Hambly	D	72	26
11	Brett Sutter	C	146	21
12	Brett Palin	D	124	20
	Tim Ramholt	D	77	20
14	Warren Peters	C	137	19
15	Cam Cunning	L	131	18
16	Adam Cracknell	R	83	16
	Ryan Wilson	D	60	16
18	John Armstrong	C	68	15
19	Adam Parady	D	65	13
20	Matt Pelech	R	136	12

### AHL POINTS

Rank	Name	Pos	GP	P
1	Carsen Germyn	L	152	108
2	Kris Chucko	R	154	81
3	David Van Der Gulik	R	153	78
4	Kyle Greentree	L	79	76
5	Grant Stevenson	R	80	73
6	Krys Kolanos	C	65	63
7	Jamie Lundmark	C	54	52
8	Anders Eriksson	D	64	49
9	Warren Peters	C	137	41
10	Brandon Prust	L	79	37
11	Cam Cunning	L	131	36
12	Brett Sutter	C	146	35
13	Tim Hambly	D	72	30
14	Adam Cracknell	R	83	27
15	Brett Palin	D	124	25
16	Tim Ramholt	D	77	24
17	Ryan Wilson	D	60	20
	John Armstrong	C	68	20
19	Adam Parady	D	65	18
	Matt Pelech	R	136	18

### AHL PIMS

Rank	Name	Pos	GP	PIM
1	Matt Pelech	R	136	271
2	Brandon Prust	L	79	248
3	Carsen Germyn	L	152	190
4	Pete Vandermeer	L	80	185
5	J.D. Watt	R	42	146
6	Derek Couture	R	76	129
7	Warren Peters	C	137	125
8	David Van Der Gulik	R	153	120
9	Cam Cunning	L	131	118
10	Brett Sutter	C	146	113
11	Brett Palin	D	124	108
12	Kris Chucko	R	154	97
13	Brad Brown	D	46	96
14	Krys Kolanos	C	65	84
15	Tim Ramholt	D	77	73
16	John Armstrong	C	68	72
17	Adam Parady	D	65	67
18	Brad Cole	D	98	66
19	Gord Baldwin	D	92	65
20	Kyle Greentree	L	79	63

### AHL GAMES PLAYED

Rank	Name	Pos	GP	G	A	P	PIM
1	Kris Chucko	R	154	43	38	81	97
2	David Van Der Gulik	R	153	36	42	78	120
3	Carsen Germyn	L	152	32	76	108	190
4	Brett Sutter	C	146	14	21	35	113
5	Warren Peters	C	137	22	19	41	125
6	Matt Pelech	R	136	6	12	18	271
7	Cam Cunning	L	131	18	18	36	118
8	Brett Palin	D	124	5	20	25	108
9	Brad Cole	D	98	4	12	16	66
10	Gord Baldwin	D	92	2	9	11	65
11	Adam Cracknell	R	83	11	16	27	36
12	Pete Vandermeer	L	80	5	1	6	185
	Grant Stevenson	R	80	30	43	73	58
14	Brandon Prust	L	79	10	27	37	248
	Kyle Greentree	L	79	39	37	76	63
16	Tomi Maki	R	78	8	5	13	38
17	Tim Ramholt	D	77	4	20	24	73
18	Derek Couture	R	76	10	8	18	129
19	Tim Hambly	D	72	4	26	30	40
20	John Armstrong	C	68	5	15	20	72



# QUAD CITY FLAMES (2007-09)

## AHL LEADERS - GOALTENDERS

To qualify to be included in the goalie leaders, a goaltender must have played 15 or more games with the only exception being Shutouts and Games Played.

### AHL WINS

Rank	Name	GP	Min	W
1	Leland Irving	47	2658	24
2	Curtis McElhinney	41	2320	20
3	Matt Keetley	59	3246	18

### AHL GOALS AGAINST AVG.

Rank	Name	GP	GA	GAA
1	Leland Irving	47	99	2.23
2	Curtis McElhinney	41	88	2.28
3	Matt Keetley	59	142	2.62

### AHL SAVE PERCENTAGE

Rank	Name	GP	Svs	Pct
1	Leland Irving	47	1020	0.912
2	Curtis McElhinney	41	899	0.911
3	Matt Keetley	59	1287	0.901

### AHL SHUTOUTS

Rank	Name	GP	SO
1	Matt Keetley	59	3
	Curtis McElhinney	41	3
3	Leland Irving	47	1
	Kevin Lalande	13	1

### AHL GAMES PLAYED

Rank	Name	GP	Min	W	L	T	SO
1	Matt Keetley	59	3246	18	26	7	3
2	Leland Irving	47	2658	24	18	2	1
3	Curtis McElhinney	41	2320	20	18	2	3
4	Brent Krahn	14	795	6	6	2	0
5	Kevin Lalande	13	700	6	4	1	1



# QUAD CITY FLAMES (2007-09)

## NHL LEADERS - SKATERS

### NHL GOALS

Rank	Name	Pos	GP	G
1	Eric Nystrom	L	593	75
2	Jamie Lundmark	C	295	40
	Brandon Prust	L	486	40
4	Dustin Boyd	C	220	32
5	Anders Eriksson	D	572	22
6	Krys Kolanos	C	149	20
7	Adam Cracknell	R	134	11
8	Grant Stevenson	R	47	10
9	Ryan Wilson	D	230	7
10	Adam Pardy	D	338	4
	Warren Peters	C	96	4
12	Brad Brown	D	330	2
	David Van Der Gulik	R	49	2
	Brett Sutter	C	60	2
15	Matt Pelech	R	13	1

### NHL ASSISTS

Rank	Name	Pos	GP	A
1	Anders Eriksson	D	572	154
2	Brandon Prust	L	486	75
3	Ryan Wilson	D	230	60
4	Jamie Lundmark	C	295	59
5	Eric Nystrom	L	593	48
	Adam Pardy	D	338	48
7	Dustin Boyd	C	220	31
8	Brad Brown	D	330	27
9	Krys Kolanos	C	149	22
10	Adam Cracknell	R	134	16
11	Grant Stevenson	R	47	12
12	David Van Der Gulik	R	49	11
13	Brett Sutter	C	60	8
14	Warren Peters	C	96	4
15	Matt Pelech	R	13	3

### NHL POINTS

Rank	Name	Pos	GP	P
1	Anders Eriksson	D	572	176
2	Eric Nystrom	L	593	123
3	Brandon Prust	L	486	115
4	Jamie Lundmark	C	295	99
5	Ryan Wilson	D	230	67
6	Dustin Boyd	C	220	63
7	Adam Pardy	D	338	52
8	Krys Kolanos	C	149	42
9	Brad Brown	D	330	29
10	Adam Cracknell	R	134	27
11	Grant Stevenson	R	47	22
12	David Van Der Gulik	R	49	13
13	Brett Sutter	C	60	10
14	Warren Peters	C	96	8
15	Matt Pelech	R	13	4

### NHL PIMS

Rank	Name	Pos	GP	PIM
1	Brandon Prust	L	486	1036
2	Brad Brown	D	330	747
3	Eric Nystrom	L	593	401
4	Adam Pardy	D	338	263
5	Anders Eriksson	D	572	242
6	Jamie Lundmark	C	295	204
7	Ryan Wilson	D	230	157
8	Krys Kolanos	C	149	94
9	Warren Peters	C	96	72
10	Dustin Boyd	C	220	41
11	Brett Sutter	C	60	40
12	Matt Pelech	R	13	38
13	Adam Cracknell	R	134	34
14	Grant Stevenson	R	47	14
15	David Van Der Gulik	R	49	10
16	Kris Chucko	R	2	2

### NHL GAMES PLAYED

Rank	Name	Pos	GP	G	A	P	PIM
1	Anders Eriksson	D	572	22	154	176	242
2	Eric Nystrom	L	593	75	48	123	401
3	Brandon Prust	L	486	40	75	115	1036
4	Adam Pardy	D	338	4	48	52	263
5	Brad Brown	D	330	2	27	29	747
6	Jamie Lundmark	C	295	40	59	99	204
7	Ryan Wilson	D	230	7	60	67	157
8	Dustin Boyd	C	220	32	31	63	41
9	Krys Kolanos	C	149	20	22	42	94
10	Adam Cracknell	R	134	11	16	27	34
11	Warren Peters	C	96	4	4	8	72
12	Brett Sutter	C	60	2	8	10	40
13	David Van Der Gulik	R	49	2	11	13	10
14	Grant Stevenson	R	47	10	12	22	14
	Matt Pelech	R	13	1	3	4	38
16	Kyle Greentree	L	4	0	0	0	0
	Carsen Gernyn	L	4	0	0	0	0
18	Kris Chucko	R	2	0	0	0	2
	Pete Vandermeer	L	2	0	0	0	0
20	Tim Ramholt	D	1	0	0	0	0



# QUAD CITY FLAMES (2007-09)

## NHL LEADERS - GOALTENDERS

To qualify to be included in the goalie leaders, a goaltender must have played 15 or more games with the only exception being Shutouts and Games Played.

### NHL WINS

Rank	Name	GP	Min	W
1	Curtis McElhinney	147	7127	43

### NHL GOALS AGAINST AVG.

Rank	Name	GP	GA	GAA
1	Curtis McElhinney	147	355	2.99

### NHL SAVE PERCENTAGE

Rank	Name	GP	Svs	Pct
1	Curtis McElhinney	147	3325	0.904

### NHL SHUTOUTS

Rank	Name	GP	SO
1	Curtis McElhinney	147	4

### NHL GAMES PLAYED

Rank	Name	GP	Min	W	L	T	SO
1	Curtis McElhinney	147	7127	43	58	10	4
2	Leland Irving	13	664	3	4	4	0
3	Brent Krahn	1	20	0	0	0	0
4	Matt Keetley	1	9	0	0	0	0





# ABBOTSFORD HEAT (2009-14)

## AHL LEADERS - SKATERS

### AHL GOALS

Rank	Name	Pos	GP	G
1	Krys Kolanos	C	100	48
2	Ben Street	C	127	43
3	Greg Nemisz	C	206	35
4	Ben Walter	C	143	34
5	Cam Cuning	L	121	33
6	Jon Rheault	R	131	31
7	Max Reinhart	C	134	30
8	Dustin Sylvester	C	126	26
9	Markus Granlund	C	52	25
	Jason Jaffray	L	72	25
	Brett Olson	C	145	25
12	Quintin Laing	L	180	24
13	Sven Baertschi	L	73	23
14	Roman Horak	C	86	20
	Blair Jones	C	59	20
	Matt Keith	C	77	20
17	Paul Byron	C	100	18
	Corban Knight	C	70	18
19	Colin Stuart	L	67	17
20	Lance Bouma	L	95	16

### AHL ASSISTS

Rank	Name	Pos	GP	A
1	Ben Walter	C	143	74
2	Max Reinhart	C	134	56
3	Ben Street	C	127	54
4	Krys Kolanos	C	100	53
5	T.J. Brodie	D	115	50
6	Greg Nemisz	C	206	46
7	Jon Rheault	R	131	41
8	Quintin Laing	L	180	40
9	Brett Olson	C	145	37
	Carter Bancks	L	224	37
11	Paul Byron	C	100	36
12	Keith Seabrook	D	126	34
	Joe Piskula	D	176	34
14	Sven Baertschi	L	73	32
	Chad Billins	D	65	32
16	Dustin Sylvester	C	126	31
	Gord Baldwin	D	142	31
18	Jason Jaffray	L	72	29
19	Cam Cuning	L	121	27
	Clay Wilson	D	66	27

### AHL POINTS

Rank	Name	Pos	GP	P
1	Ben Walter	C	143	108
2	Krys Kolanos	C	100	101
3	Ben Street	C	127	97
4	Max Reinhart	C	134	86
5	Greg Nemisz	C	206	81
6	Jon Rheault	R	131	72
7	Quintin Laing	L	180	64
8	Brett Olson	C	145	62
9	Cam Cuning	L	121	60
10	T.J. Brodie	D	115	57
	Dustin Sylvester	C	126	57
12	Sven Baertschi	L	73	55
13	Paul Byron	C	100	54
	Jason Jaffray	L	72	54
15	Carter Bancks	L	224	52
16	Keith Seabrook	D	126	48
17	Markus Granlund	C	52	46
18	Blair Jones	C	59	45
19	Corban Knight	C	70	44
20	Clay Wilson	D	66	43

### AHL PIMS

Rank	Name	Pos	GP	PIM
1	J.D. Watt	R	97	340
2	Matt Pelech	R	101	323
3	Ryley Grantham	C	89	202
4	Carter Bancks	L	224	179
5	Joe Piskula	D	176	172
	Christopher Breen	D	245	172
7	Akim Aliu	L	84	170
8	Garth Murray	C	80	169
9	Pierre-Luc Letourneau-Leblond	R	50	167
10	Gord Baldwin	D	142	142
11	John Armstrong	C	109	136
12	Zach McKelvie	D	65	126
13	Quintin Laing	L	180	116
14	Guillaume Desbiens	R	59	114
15	Krys Kolanos	C	100	110
	Cam Cuning	L	121	110
17	Lance Bouma	L	95	108
18	Greg Nemisz	C	206	100
19	Pete Vandermeer	L	20	91
20	Jordan Henry	D	52	87

### AHL GAMES PLAYED

Rank	Name	Pos	GP	G	A	P	PIM
1	Christopher Breen	D	245	9	21	30	172
2	Carter Bancks	L	224	15	37	52	179
3	Greg Nemisz	C	206	35	46	81	100
4	Quintin Laing	L	180	24	40	64	116
5	Joe Piskula	D	176	6	34	40	172
6	Brett Olson	C	145	25	37	62	69
7	Ben Walter	C	143	34	74	108	48
8	Gord Baldwin	D	142	6	31	37	142
9	Max Reinhart	C	134	30	56	86	79
10	Jon Rheault	R	131	31	41	72	75
11	Ben Street	C	127	43	54	97	46
12	Keith Seabrook	D	126	14	34	48	71
	Dustin Sylvester	C	126	26	31	57	30
14	Cam Cuning	L	121	33	27	60	110
15	Gaelan Patterson	C	117	8	19	27	29
16	T.J. Brodie	D	115	7	50	57	64
17	John Armstrong	C	109	11	13	24	136
18	Josh Meyers	D	103	6	23	29	67
19	Matt Pelech	R	101	5	10	15	323
20	Krys Kolanos	C	100	48	53	101	110



# ABBOTSFORD HEAT (2009-14)

## AHL LEADERS - GOALTENDERS

To qualify to be included in the goalie leaders, a goaltender must have played 15 or more games with the only exception being Shutouts and Games Played.

### AHL WINS

Rank	Name	GP	Min	W
1	Leland Irving	147	5287	69
2	Daniel Taylor	73	3923	35
3	Joni Ortio	47	2580	28
4	David Shantz	32	1813	15
5	Barry Brust	35	1894	13
6	Matt Keetley	32	1629	10
7	Jean-Philippe Lamoureux	19	953	8
8	Joey MacDonald	16	900	5

### AHL GOALS AGAINST AVG.

Rank	Name	GP	GA	GAA
1	Daniel Taylor	73	139	2.13
2	Jean-Philippe Lamoureux	19	35	2.20
3	Barry Brust	35	79	2.50
4	Joni Ortio	47	108	2.51
5	David Shantz	32	83	2.75
6	Matt Keetley	32	77	2.84
7	Joey MacDonald	16	45	3.00
8	Leland Irving	147	348	3.95

### AHL SAVE PERCENTAGE

Rank	Name	GP	Svs	Pct
1	Daniel Taylor	73	1704	0.925
2	Joni Ortio	47	1213	0.918
3	Jean-Philippe Lamoureux	19	378	0.915
4	Barry Brust	35	805	0.911
5	Joey MacDonald	16	447	0.909
6	David Shantz	32	816	0.908
7	Leland Irving	147	3345	0.906
8	Matt Keetley	32	690	0.900

### AHL SHUTOUTS

Rank	Name	GP	SO
1	Leland Irving	147	12
2	Daniel Taylor	73	8
3	Barry Brust	35	5
4	Joni Ortio	47	2
	Jean-Philippe Lamoureux	19	2
	Matt Keetley	32	2
7	Doug Carr	2	1
	David Shantz	32	1

### AHL GAMES PLAYED

Rank	Name	GP	Min	W	L	T	SO
1	Leland Irving	147	5287	69	61	8	12
2	Daniel Taylor	73	3923	35	20	5	8
3	Joni Ortio	47	2580	28	12	0	2
4	Barry Brust	35	1894	13	19	2	5
5	Matt Keetley	32	1629	10	14	2	2
	David Shantz	32	1813	15	10	4	1
7	Jean-Philippe Lamoureux	19	953	8	4	3	2
8	Joey MacDonald	16	900	5	10	0	0
9	Olivier Roy	12	615	5	6	1	0
10	Reto Berra	9	473	4	3	1	0



# ABBOTSFORD HEAT (2009-14)

## NHL LEADERS - SKATERS

### NHL GOALS

Rank	Name	Pos	GP	G
1	Ales Kotalik	R	542	136
2	Mikael Backlund	C	380	72
3	Andy Delmore	D	283	43
4	Jamie Lundmark	C	295	40
5	Paul Byron	C	200	28
6	Sven Baertschi	L	138	25
	T.J. Brodie	D	336	25
8	Lance Bouma	L	243	24
9	Krys Kolanos	C	149	20
10	Steve McCarthy	D	302	17
11	Markus Granlund	C	102	16
	Josh Jooris	F	119	16
13	Shane O'Brien	D	537	13
14	Raitis Ivanans	L	282	12
15	Colin Stuart	L	56	8
	Garth Murray	C	116	8
17	Blair Jones	C	132	7
18	Roman Horak	C	84	6
19	Keith Aulie	D	167	4
	Jason Jaffray	L	49	4

### NHL ASSISTS

Rank	Name	Pos	GP	A
1	Ales Kotalik	R	542	148
2	T.J. Brodie	D	336	120
3	Mikael Backlund	C	380	103
4	Shane O'Brien	D	537	79
5	Jamie Lundmark	C	295	59
6	Andy Delmore	D	283	58
7	Paul Byron	C	200	38
	Steve McCarthy	D	302	38
9	Lance Bouma	L	243	36
10	Sven Baertschi	L	138	33
11	Krys Kolanos	C	149	22
12	Josh Jooris	F	119	21
13	Markus Granlund	C	102	15
14	Roman Horak	C	84	13
15	Derek Smith	D	94	12
16	Brett Carson	L	90	11
	David Van Der Gulik	R	49	11
18	Blair Jones	C	132	10
	Keith Aulie	D	167	10
20	Brendan Mikkelson	D	131	9

### NHL POINTS

Rank	Name	Pos	GP	P
1	Ales Kotalik	R	542	284
2	Mikael Backlund	C	380	175
3	T.J. Brodie	D	336	145
4	Andy Delmore	D	283	101
5	Jamie Lundmark	C	295	99
6	Shane O'Brien	D	537	92
7	Paul Byron	C	200	66
8	Lance Bouma	L	243	60
9	Sven Baertschi	L	138	58
10	Steve McCarthy	D	302	55
11	Krys Kolanos	C	149	42
12	Josh Jooris	F	119	37
13	Markus Granlund	C	102	31
14	Roman Horak	C	84	19
15	Raitis Ivanans	L	282	18
16	Blair Jones	C	132	17
17	Derek Smith	D	94	14
	Keith Aulie	D	167	14
19	Brett Carson	L	90	13
	David Van Der Gulik	R	49	13

### NHL PIMS

Rank	Name	Pos	GP	PIM
1	Shane O'Brien	D	537	916
2	Raitis Ivanans	L	282	569
3	Ales Kotalik	R	542	348
4	Trevor Gillies	L	57	261
5	Jamie Lundmark	C	295	204
6	Keith Aulie	D	167	196
7	Steve McCarthy	D	302	168
8	Mikael Backlund	C	380	143
9	Lance Bouma	L	243	139
10	Garth Murray	C	116	131
11	Andy Delmore	D	283	105
12	Pierre-Luc Letourneau-Leblond	R	41	101
13	Krys Kolanos	C	149	94
14	T.J. Brodie	D	336	92
15	Blair Jones	C	132	65
16	Brendan Mikkelson	D	131	59
17	Josh Jooris	F	119	55
	Ryan Stone	C	35	55
19	Paul Byron	C	200	52
20	Dean Arsene	D	13	41

### NHL GAMES PLAYED

Rank	Name	Pos	GP	G	A	P	PIM
1	Ales Kotalik	R	542	136	148	284	348
2	Shane O'Brien	D	537	13	79	92	916
3	Mikael Backlund	C	380	72	103	175	143
4	T.J. Brodie	D	336	25	120	145	92
5	Steve McCarthy	D	302	17	38	55	168
6	Jamie Lundmark	C	295	40	59	99	204
7	Andy Delmore	D	283	43	58	101	105
8	Raitis Ivanans	L	282	12	6	18	569
9	Lance Bouma	L	243	22	31	53	108
10	Paul Byron	C	200	28	38	66	52
11	Keith Aulie	D	167	4	10	14	196
12	Krys Kolanos	C	149	20	22	42	94
13	Sven Baertschi	L	138	25	33	58	40
	Blair Jones	C	132	7	10	17	65
15	Brendan Mikkelson	D	131	1	9	10	59
16	Josh Jooris	F	119	16	21	37	55
17	Garth Murray	C	116	8	2	10	131
18	Markus Granlund	C	102	16	15	31	30
19	Derek Smith	D	94	2	12	14	24
20	Brett Carson	L	90	2	11	13	20



# ABBOTSFORD HEAT (2009-14)

## NHL LEADERS - GOALTENDERS

To qualify to be included in the goalie leaders, a goaltender must have played 15 or more games with the only exception being Shutouts and Games Played.

### NHL WINS

Rank	Name	GP	Min	W
1	Joey MacDonald	133	7331	44
2	Reto Berra	64	3190	19
3	Joni Ortio	37	2031	15
4	Henrik Karlsson	26	1292	5

### NHL GOALS AGAINST AVG.

Rank	Name	GP	GA	GAA
1	Joni Ortio	37	90	2.66
2	Henrik Karlsson	26	60	2.79
3	Reto Berra	64	150	2.82
4	Joey MacDonald	133	367	3.00

### NHL SAVE PERCENTAGE

Rank	Name	GP	Svs	Pct
1	Reto Berra	64	1147	0.906
2	Henrik Karlsson	26	570	0.905
3	Joey MacDonald	133	3381	0.902
4	Joni Ortio	37	820	0.901

### NHL SHUTOUTS

Rank	Name	GP	SO
1	Reto Berra	64	3
2	Joey MacDonald	133	2
	Joni Ortio	37	2

### NHL GAMES PLAYED

Rank	Name	GP	Min	W	L	T	SO
1	Joey MacDonald	133	7331	44	66	15	2
2	Reto Berra	64	3190	19	30	4	3
3	Joni Ortio	37	2031	15	15	5	2
4	Henrik Karlsson	26	1292	5	9	8	0
5	Leland Irving	13	664	3	4	4	0
6	Barry Brust	11	486	2	4	1	0
7	Laurent Brossoit	6	360	0	5	0	0
8	Daniel Taylor	3	140	1	1	0	0
9	Matt Keetley	1	9	0	0	0	0



# ADIRONDACK FLAMES (2014-15)

## AHL LEADERS - SKATERS

### AHL GOALS

Rank	Name	Pos	GP	G
1	David Wolf	L	59	20
2	Garnet Hathaway	F	72	19
	Emile Poirier	L	55	19
4	Turner Elson	L	59	17
5	Ben Hanowski	R	56	16
6	Kenny Agostino	L	67	15
	Bill Arnold	F	61	15
	Max Reinhart	C	69	15
9	Markus Granlund	C	21	9
10	Sven Baertschi	L	36	8
	Corban Knight	C	22	8
	Bryce Van Brabant	L	52	8
13	Mark Cundari	D	50	7
	Micheal Ferland	L	32	7
15	Sena Acolatse	D	38	6
	Taylor Vause	C	41	6
17	Mathieu Tousignant	C	70	5
18	Brett Kulak	D	26	4
19	John Ramage	D	57	3
	Brodie Reid	R	11	3

### AHL ASSISTS

Rank	Name	Pos	GP	A
1	Kenny Agostino	L	67	28
2	Max Reinhart	C	69	24
3	Emile Poirier	L	55	23
	Bill Arnold	F	61	23
5	Mark Cundari	D	50	22
	Tyler Wotherspoon	D	61	22
7	David Wolf	L	59	18
8	Garnet Hathaway	F	72	17
	Sven Baertschi	L	36	17
	Ryan Culkin	D	37	17
11	Mathieu Tousignant	C	70	14
12	Turner Elson	L	59	13
	Sena Acolatse	D	38	13
14	John Ramage	D	57	12
15	Nolan Yonkman	D	65	10
	Corey Potter	D	25	10
17	Ben Hanowski	R	56	9
	Brett Kulak	D	26	9
19	Markus Granlund	C	21	8
	Micheal Ferland	L	32	8

### AHL POINTS

Rank	Name	Pos	GP	P
1	Kenny Agostino	L	67	43
2	Emile Poirier	L	55	42
3	Max Reinhart	C	69	39
4	Bill Arnold	F	61	38
	David Wolf	L	59	38
6	Garnet Hathaway	F	72	36
7	Turner Elson	L	59	30
8	Mark Cundari	D	50	29
9	Sven Baertschi	L	36	25
	Ben Hanowski	R	56	25
11	Tyler Wotherspoon	D	61	24
12	Mathieu Tousignant	C	70	19
	Sena Acolatse	D	38	19
14	Ryan Culkin	D	37	18
15	Markus Granlund	C	21	17
16	John Ramage	D	57	15
	Micheal Ferland	L	32	15
	Bryce Van Brabant	L	52	15
19	Taylor Vause	C	41	14
20	Brett Kulak	D	26	13

### AHL PIMS

Rank	Name	Pos	GP	PIM
1	David Wolf	L	59	168
2	Mathieu Tousignant	C	70	136
3	Dustin Stevenson	D	45	94
4	John Ramage	D	57	81
5	Pat Sieloff	D	48	78
6	Garnet Hathaway	F	72	77
7	Sena Acolatse	D	38	68
8	Mark Cundari	D	50	64
9	Bryce Van Brabant	L	52	54
10	Kenny Agostino	L	67	52
	Turner Elson	L	59	52
	Nolan Yonkman	D	65	52
13	Emile Poirier	L	55	50
14	Trevor Gillies	L	20	45
15	Max Reinhart	C	69	38
16	Bill Arnold	F	61	30
	Micheal Ferland	L	32	30
18	Brett Kulak	D	26	27
19	Brian McGrattan	R	16	25
20	Ben Hanowski	R	56	21

### AHL GAMES PLAYED

Rank	Name	Pos	GP	G	A	P	PIM
1	Garnet Hathaway	F	72	19	17	36	77
2	Mathieu Tousignant	C	70	5	14	19	136
3	Max Reinhart	C	69	15	24	39	38
4	Kenny Agostino	L	67	15	28	43	52
5	Nolan Yonkman	D	65	2	10	12	52
6	Bill Arnold	F	61	15	23	38	30
	Tyler Wotherspoon	D	61	2	22	24	20
8	David Wolf	L	59	20	18	38	168
	Turner Elson	L	59	17	13	30	52
10	John Ramage	D	57	3	12	15	81
11	Ben Hanowski	R	56	16	9	25	21
12	Emile Poirier	L	55	19	23	42	50
13	Bryce Van Brabant	L	52	8	7	15	54
14	Mark Cundari	D	50	7	22	29	64
15	Pat Sieloff	D	48	2	3	5	78
16	Dustin Stevenson	D	45	3	8	11	94
17	Taylor Vause	C	41	6	8	14	4
18	Sena Acolatse	D	38	6	13	19	68
19	Ryan Culkin	D	37	1	17	18	18
20	Sven Baertschi	LW	36	8	17	25	6



# ADIRONDACK FLAMES (2014-15)

## AHL LEADERS - GOALTENDERS

To qualify to be included in the goalie leaders, a goaltender must have played 15 or more games with the only exception being Shutouts and Games Played.

### AHL WINS

Rank	Name	GP	Min	W
1	Joni Ortio	37	2095	21
2	Brad Thiessen	34	1908	10

### AHL GOALS AGAINST AVG.

Rank	Name	GP	GA	GAA
1	Joni Ortio	37	94	2.69
2	Brad Thiessen	34	99	3.11

### AHL SAVE PERCENTAGE

Rank	Name	GP	Svs	Pct
1	Joni Ortio	37	980	0.912
2	Brad Thiessen	34	911	0.902

### AHL SHUTOUTS

Rank	Name	GP	SO
1	Joni Ortio	37	4
2	Brad Thiessen	34	2

### AHL GAMES PLAYED

Rank	Name	GP	Min	W	L	T	SO
1	Joni Ortio	37	2095	21	13	1	4
2	Brad Thiessen	34	1908	10	16	7	2
3	Doug Carr	13	527	4	3	0	0
4	Jacob De Serres	1	39	0	1	0	0



# ADIRONDACK FLAMES (2014-15)

## NHL LEADERS - SKATERS

### NHL GOALS

Rank	Name	Pos	GP	G
1	Devin Setoguchi	R	471	127
2	Sven Baertschi	L	138	25
3	Josh Jooris	F	119	16
	Markus Granlund	C	102	16
5	Brian McGrattan	R	317	10
6	Drew Shore	C	80	9
7	Corey Potter	D	130	8
8	Corban Knight	C	29	3
9	Micheal Ferland	L	97	2
	Trevor Gillies	L	57	2
10	Max Reinhart	C	23	1
	Ben Hanowski	R	16	1
	Mark Cundari	D	8	1
	Kenny Agostino	L	10	1
	Pat Sieloff	D	1	1
	Nolan Yonkman	D	76	1

### NHL ASSISTS

Rank	Name	Pos	GP	A
1	Devin Setoguchi	R	471	122
2	Sven Baertschi	L	138	33
3	Corey Potter	D	130	24
4	Josh Jooris	F	119	21
5	Brian McGrattan	R	317	17
6	Micheal Ferland	L	97	17
7	Drew Shore	C	80	15
8	Markus Granlund	C	102	15
9	Nolan Yonkman	D	76	9
10	Tyler Wotherspoon	D	26	5
	Corban Knight	C	29	5
12	Max Reinhart	C	23	4
13	Garnet Hathaway	F	13	3
14	Ben Hanowski	R	16	2
	Mark Cundari	D	8	2
16	Trevor Gillies	L	57	1
	Kenny Agostino	L	10	1
	Emile Poirier	L	8	1
	Turner Elson	L	1	1

### NHL POINTS

Rank	Name	Pos	GP	P
1	Devin Setoguchi	R	471	249
2	Sven Baertschi	L	138	58
3	Josh Jooris	F	119	37
4	Corey Potter	D	130	32
5	Markus Granlund	C	102	31
6	Brian McGrattan	R	317	27
7	Drew Shore	C	80	24
	Micheal Ferland	L	97	23
9	Nolan Yonkman	D	76	10
10	Corban Knight	C	29	8
11	Max Reinhart	C	23	5
	Tyler Wotherspoon	D	26	5
13	Ben Hanowski	R	16	3
	Mark Cundari	D	8	3
	Trevor Gillies	L	57	3
	Garnet Hathaway	F	13	3
17	Kenny Agostino	L	10	2
18	Emile Poirier	L	8	1
	Turner Elson	L	1	1
	Pat Sieloff	D	1	1

### NHL PIMS

Rank	Name	Pos	GP	PIM
1	Brian McGrattan	R	317	609
2	Trevor Gillies	L	57	261
3	Devin Setoguchi	R	471	163
4	Nolan Yonkman	D	76	140
5	Micheal Ferland	L	97	61
6	Josh Jooris	F	119	55
7	Corey Potter	D	130	53
8	Sven Baertschi	L	138	40
9	Markus Granlund	C	102	30
10	Garnet Hathaway	F	13	27
11	Drew Shore	C	80	24
12	Max Reinhart	C	23	6
13	Tyler Wotherspoon	D	26	4
	Corban Knight	C	20	4
15	7 tied at 2	R	16	2

### NHL GAMES PLAYED

Rank	Name	Pos	GP	G	A	P	PIM
1	Devin Setoguchi	R	471	127	122	249	163
2	Brian McGrattan	R	317	10	17	27	609
3	Sven Baertschi	L	138	25	33	58	40
4	Corey Potter	D	130	8	24	32	53
5	Josh Jooris	F	119	16	21	37	55
6	Markus Granlund	C	102	16	15	31	30
7	Micheal Ferland	L	97	6	17	23	61
8	Drew Shore	C	80	9	15	24	24
9	Nolan Yonkman	D	76	1	9	10	140
10	Trevor Gillies	L	57	2	1	3	261
11	Corban Knight	C	29	3	5	8	4
12	Tyler Wotherspoon	D	26	0	5	5	4
13	Max Reinhart	C	23	1	4	5	6
14	Ben Hanowski	R	16	1	2	3	2
15	Garnet Hathaway	F	13	0	3	3	27
	Kenny Agostino	L	10	1	1	2	0
	Brett Kulak	D	9	0	0	0	2
18	Mark Cundari	D	8	1	2	3	2
	Emile Poirier	L	8	0	1	1	2
20	Bryce Van Brabant	L	6	0	0	0	2



# ADIRONDACK FLAMES (2014-15) NHL LEADERS - GOALTENDERS

To qualify to be included in the goalie leaders, a goaltender must have played 15 or more games with the only exception being Shutouts and Games Played.

## NHL WINS

Rank	Name	GP	Min	W
1	Joni Ortio	37	2031	15

## NHL GOALS AGAINST AVG.

Rank	Name	GP	GA	GAA
1	Joni Ortio	37	90	2.66

## NHL SAVE PERCENTAGE

Rank	Name	GP	Svs	Pct
1	Joni Ortio	37	820	0.901

## NHL SHUTOUTS

Rank	Name	GP	SO
1	Joni Ortio	37	2

## NHL GAMES PLAYED

Rank	Name	GP	Min	W	L	T	SO
1	Joni Ortio	37	2031	15	15	5	2
2	Brad Thiessen	5	258	3	1	0	0





# STOCKTON HEAT (2015-16)

## AHL LEADERS - SKATERS

### AHL GOALS

Rank	Name	Pos	GP	G
1	Derek Grant	C	36	27
2	Kenny Agostino	L	65	23
3	Freddie Hamilton	R	62	18
4	Turner Elson	C	63	14
5	Emile Poirier	R	60	12
6	Drew Shore	C	59	10
7	Bill Arnold	C	52	9
8	Garnet Hathaway	R	44	8
9	Bryce Van Brabant	L	62	7
10	Austin Carroll	R	53	6
	Hunter Shinkaruk	L	17	6
	Mason Raymond	L	15	6
13	Oliver Kylington	D	47	5
	Blair Riley	R	45	5
	Markus Granlund	C	12	5
16	Aaron Johnson	D	28	3
	Brett Kulak	D	59	3
	Kenney Morrison	D	44	3
	Morgan Klimchuk	L	55	3
	Mitchell Heard	C	22	3

### AHL ASSISTS

Rank	Name	Pos	GP	A
1	Kenny Agostino	L	65	34
2	Drew Shore	C	59	28
3	Freddie Hamilton	R	62	25
4	Derek Grant	C	36	18
5	Emile Poirier	R	60	17
6	Turner Elson	C	63	16
7	Aaron Johnson	D	28	15
8	Brett Kulak	D	59	14
9	Bill Arnold	C	52	13
	Garnet Hathaway	R	44	13
11	Jakub Nakladal	D	35	12
12	Kenney Morrison	D	44	10
13	Bryce Van Brabant	L	62	9
	Mason Raymond	L	15	9
	Pat Sieloff	D	52	9
16	Tyler Wotherspoon	D	53	8
17	Austin Carroll	R	53	7
	Oliver Kylington	D	47	7
19	3 tied at 6			

### AHL POINTS

Rank	Name	Pos	GP	P
1	Kenny Agostino	L	65	57
2	Derek Grant	C	36	45
3	Freddie Hamilton	R	62	43
4	Drew Shore	C	59	38
5	Turner Elson	C	63	30
6	Emile Poirier	R	60	29
7	Bill Arnold	C	52	22
8	Garnet Hathaway	R	44	21
9	Aaron Johnson	D	28	18
10	Brett Kulak	D	59	17
11	Bryce Van Brabant	L	62	16
12	Mason Raymond	L	15	15
13	Jakub Nakladal	D	35	14
14	Austin Carroll	R	53	13
	Kenney Morrison	D	44	13
16	Oliver Kylington	D	47	12
	Hunter Shinkaruk	L	17	12
18	Pat Sieloff	D	52	11
19	Blair Riley	R	45	10
	Tyler Wotherspoon	D	53	10

### AHL PIMS

Rank	Name	Pos	GP	PIM
1	Dustin Stevenson	D	45	104
2	Hunter Smith	R	54	90
3	Austin Carroll	R	53	74
4	Blair Riley	R	45	74
5	Mitchell Heard	C	22	71
6	Turner Elson	C	63	59
7	Pat Sieloff	D	52	54
8	Emile Poirier	R	60	51
9	Bryce Van Brabant	L	62	51
10	Ryan Lomberg	L	15	42
	Garnet Hathaway	R	44	39
	Derek Grant	C	36	36
13	Brett Kulak	D	59	36
14	Jakub Nakladal	D	35	30
15	Kenney Morrison	D	44	30
16	Freddie Hamilton	R	62	24
	Drew Shore	C	59	22
18	Bill Arnold	C	52	20
19	Aaron Johnson	D	28	20
20	Kenny agostino	L	65	18

### AHL GAMES PLAYED

Rank	Name	Pos	GP	G	A	P	PIM
1	Kenny Agostino	L	65	23	34	57	18
2	Turner Elson	C	63	14	16	30	59
3	Freddie Hamilton	R	62	18	25	43	24
4	Bryce Van Brabant	L	62	7	9	16	51
5	Emile Poirier	R	60	12	17	29	51
6	Drew Shore	C	59	10	28	38	22
	Brett Kulak	D	59	3	14	17	36
8	Morgan Klimchuk	L	55	3	6	9	10
	Hunter Smith	R	54	2	6	8	90
10	Austin Carroll	R	53	6	7	13	74
11	Tyler Wotherspoon	D	53	2	8	10	16
12	Bill Arnold	C	52	9	13	22	20
13	Pat Sieloff	D	52	2	9	11	54
14	Oliver Kylington	D	47	5	7	12	14
15	Blair Riley	R	45	5	5	10	74
16	Dustin Stevenson	D	45	2	6	8	104
17	Garnet Hathaway	R	44	8	13	21	39
18	Kenney Morrison	D	44	3	10	13	30
19	Derek Grant	C	36	27	18	45	36
20	Jakub Nakladal	D	35	2	12	14	30



# STOCKTON HEAT (2015-16)

## AHL LEADERS - GOALTENDERS

To qualify to be included in the goalie leaders, a goaltender must have played 15 or more games with the only exception being Shutouts and Games Played.

### AHL WINS

Rank	Name	GP	Min	W
1	Kevin Poulin	29	1701	14
2	Joni Ortio	20	1055	9

### AHL GOALS AGAINST AVG.

Rank	Name	GP	GA	GAA
1	Kevin Poulin	29	81	2.86
2	Joni Ortio	20	59	3.36

### AHL SAVE PERCENTAGE

Rank	Name	GP	Svs	Pct
1	Kevin Poulin	29	812	0.909
2	Joni Ortio	20	491	0.893

### AHL SHUTOUTS

Rank	Name	GP	SO
1	Jon Gillies	7	2
	Kevin Poulin	29	2

### AHL GAMES PLAYED

Rank	Name	GP	Min	W	L	T	SO
1	Kevin Poulin	29	1701	14	11	3	2
2	Joni Ortio	20	1055	9	9	0	0
3	Kent Simpson	11	381	3	4	0	0
4	Nick Schneider	9	536	4	5	0	0
5	Jon Gillies	7	363	2	3	1	2
6	Eric Hartzell	1	38	0	0	0	0
7	Karri Ramo	1	20	0	0	0	0



# STOCKTON HEAT (2015-16)

## NHL LEADERS - SKATERS

### NHL GOALS

Rank	Name	Pos	GP	G
1	Mason Raymond	L	542	115
2	Aaron Johnson	D	291	17
3	Markus Granlund	C	102	16
4	Ladislav Smid*	D	583	12
	Colton Orr	R	477	12
6	Drew Shore	C	80	9
7	Freddie Hamilton	R	33	2
	Jakub Nakladal	D	27	2
	Hunter Shinkaruk	L	8	2
10	Kenny Agostino	L	10	1
	Pat Sieloff	D	1	1

### NHL ASSISTS

Rank	Name	Pos	GP	A
1	Mason Raymond	L	542	136
2	Ladislav Smid*	D	583	60
3	Aaron Johnson	D	291	45
4	Markus Granlund	C	102	15
	Drew Shore	C	80	15
6	Colton Orr	R	477	12
7	Tyler Wotherspoon	D	26	5
8	Derek Grant	C	40	3
	Jakub Nakladal	D	27	3
	Garnet Hathaway	F	13	3
11	Freddie Hamilton	R	33	1
	Kenny Agostino	L	10	1
	Hunter Shinkaruk	L	8	1
	Emile Poirier	L	8	1
	Turner Elson	C	1	1

### NHL POINTS

Rank	Name	Pos	GP	P
1	Mason Raymond	L	542	251
2	Ladislav Smid*	D	583	72
3	Aaron Johnson	D	291	62
4	Markus Granlund	C	102	31
5	Colton Orr	R	477	24
6	Drew Shore	C	80	24
7	Jakub Nakladal	D	27	5
	Tyler Wotherspoon	D	26	5
9	Derek Grant	C	40	3
10	Freddie Hamilton	R	33	3
11	Garnet Hathaway	F	13	3
	Hunter Shinkaruk	L	8	3
13	Kenny Agostino	L	10	2
	Emile Poirier	L	8	1
	Turner Elson	C	1	1
	Pat Sieloff	D	1	1

### NHL PIMS

Rank	Name	Pos	GP	PIM
1	Colton Orr	R	477	1186
2	Ladislav Smid*	D	583	472
3	Aaron Johnson	D	291	227
4	Mason Raymond	L	542	156
5	Markus Granlund	C	102	30
6	Garnet Hathaway	F	13	27
7	Drew Shore	C	80	24
8	Derek Grant	C	40	6
	Jakub Nakladal	D	27	6
10	Tyler Wotherspoon	D	26	4
11	Freddie Hamilton	R	33	2
	Brett Kulak	D	9	2
	Hunter Shinkaruk	L	8	2
	Emile Poirier	L	8	2
	Bryce Van Brabant	L	6	2
	Pat Sieloff	D	1	2

### NHL GAMES PLAYED

Rank	Name	Pos	GP	G	A	P	PIM
1	Ladislav Smid*	D	583	12	60	72	472
2	Mason Raymond	L	542	115	136	251	156
3	Colton Orr	R	477	12	12	24	1186
4	Aaron Johnson	D	291	17	45	62	227
5	Markus Granlund	C	102	16	15	31	30
6	Drew Shore	C	80	9	15	24	24
7	Derek Grant	C	40	0	3	3	6
8	Freddie Hamilton	R	33	2	1	3	2
9	Jakub Nakladal	D	27	2	3	5	6
10	Tyler Wotherspoon	D	26	0	5	5	4
11	Garnet Hathaway	F	13	0	3	3	27
12	Kenny Agostino	L	10	1	1	2	0
13	Brett Kulak	D	9	0	0	0	2
14	Hunter Shinkaruk	L	8	2	1	3	2
	Emile Poirier	L	8	0	1	1	2
16	Bryce Van Brabant	L	6	0	0	0	2
17	Turner Elson	C	1	0	1	1	0
	Oliver Kylington	D	1	0	0	0	0
	Pat Sieloff	D	1	1	0	1	2
	Bill Arnold	C	1	0	0	0	0



# STOCKTON HEAT (2015-16)

## NHL LEADERS - GOALTENDERS

To qualify to be included in the goalie leaders, a goaltender must have played 15 or more games with the only exception being Shutouts and Games Played.

### NHL WINS

Rank	Name	GP	Min	W
1	Karri Ramo	159	8721	60
2	Kevin Poulin	50	2736	18
3	Joni Ortio	37	2031	15

### NHL GOALS AGAINST AVG.

Rank	Name	GP	GA	GAA
1	Joni Ortio	37	90	2.66
2	Karri Ramo	159	414	2.85
3	Kevin Poulin	50	140	3.07

### NHL SAVE PERCENTAGE

Rank	Name	GP	Svs	Pct
1	Karri Ramo	159	3974	0.906
2	Joni Ortio	37	820	0.901
3	Kevin Poulin	50	1252	0.899

### NHL SHUTOUTS

Rank	Name	GP	SO
1	Karri Ramo	159	5
2	Joni Ortio	37	2

### NHL GAMES PLAYED

Rank	Name	GP	Min	W	L	T	SO
1	Karri Ramo	159	8721	60	63	18	5
2	Kevin Poulin	50	2736	18	25	3	0
3	Joni Ortio	37	2031	15	15	5	2
4	Kent Simpson	1	20	0	0	0	0



# ALL-TIME CHL, IHL, AHL LEADERS - SKATERS

## C/I/AHL GOALS

Rank	Name	Pos	GP	G
1	Rich Chernomaz	R	442	205
2	Marc Bureau	C	283	122
3	Bob Francis	C	192	106
4	Carsen Germyn	L	387	98
5	Bruce Eakin	C	221	92
6	Randy Bucyk	C	239	91
7	Ladislav Kohn	R	250	89
8	Pierre Rioux	F	198	88
9	Marty Murray	C	222	78
	Krys Kolanos	C	165	78
11	Todd Harkins	C	242	73
12	Dan Bolduc	L	184	71
	Tim Harrer	R	174	71
14	Martin Simard	L	277	70
	Shawn Heaphy	C	154	70
16	David Van Der Gulik	R	297	68
	Paul Ranheim	L	75	68
18	Greg Meredith	F	209	66
	Kris Chucko	R	277	66
20	Sergei Varlamov	L	200	65

## C/I/AHL ASSISTS

Rank	Name	Pos	GP	A
1	Rich Chernomaz	R	442	296
2	Bruce Eakin	C	221	166
3	Carsen Germyn	L	387	160
4	Marc Bureau	C	283	159
5	Bob Francis	C	192	153
6	Marty Murray	C	222	152
7	Randy Bucyk	C	239	149
8	Pierre Rioux	F	198	148
9	Ladislav Kohn	R	250	124
10	Darryl Olsen	D	207	123
11	Kevin Wortman	D	236	116
12	Alex McKendry	F	162	106
13	Dale DeGray	D	265	104
14	Cory Stillman	C	142	101
15	Mark Lamb	D	159	99
16	Peter Bakovic	L	196	97
17	Vesa Viitakoski	L	171	94
18	Martin Simard	L	277	93
	David Van Der Gulik	R	297	93
20	Mike Dwyer	L	128	88

## C/I/AHL POINTS

Rank	Name	Pos	GP	P
1	Rich Chernomaz	R	442	501
2	Marc Bureau	C	283	281
3	Bob Francis	C	192	259
4	Bruce Eakin	C	221	258
	Carsen Germyn	L	387	258
6	Randy Bucyk	C	239	240
7	Pierre Rioux	F	198	236
8	Marty Murray	C	222	230
9	Ladislav Kohn	R	250	213
10	Dale DeGray	D	265	164
	Cory Stillman	C	142	164
	Krys Kolanos	C	165	164
13	Martin Simard	L	277	163
14	Darryl Olsen	D	207	161
	David Van Der Gulik	R	297	161
16	Todd Harkins	C	242	160
17	Alex McKendry	F	162	159
18	Kevin Wortman	D	236	158
19	Vesa Viitakoski	L	171	157
20	Sergei Varlamov	L	200	149

## C/I/AHL PIMS

Rank	Name	Pos	GP	PIM
1	Ken Sabourin	D	379	1102
2	Rich Chernomaz	R	442	1000
3	Stu Grimson	L	171	984
4	Kerry Clark	R	200	893
5	Rick Hayward	D	147	856
6	Sami Helenius	D	272	851
7	Peter Bakovic	L	196	850
8	Martin Simard	L	277	817
9	Paul Kruse	L	175	786
10	Brandon Prust	L	221	753
11	Tim Hunter	F	159	683
12	Rick Lessard	D	222	680
13	Darren Banks	L	115	600
14	Todd Simpson	D	146	598
15	Matt Pelech	R	237	594
16	Carsen Germyn	L	387	564
17	Kevin Grant	D	218	505
18	Marc Bureau	C	283	492
19	Barry Nieckar	L	65	491
20	J.D. Watt	R	139	486

## C/I/AHL GAMES PLAYED

Rank	Name	Pos	GP	G	A	P	PIM
1	Rich Chernomaz	R	442	205	296	501	1000
2	Carsen Germyn	L	387	98	160	258	564
3	Ken Sabourin	D	379	14	81	95	1102
4	Cam Cunning	L	342	65	54	119	297
5	David Van Der Gulik	R	297	68	93	161	247
6	Warren Peters	C	293	54	45	99	353
7	Brett Palin	D	287	6	37	43	242
8	Marc Bureau	C	283	122	159	281	492
9	Martin Simard	L	277	70	93	163	817
	Kris Chucko	R	277	66	61	127	227
11	Kevan Guy	D	273	16	83	99	282
12	Sami Helenius	D	272	8	20	28	851
13	Dale DeGray	D	265	60	104	164	315
14	Ladislav Kohn	R	250	89	124	213	298
15	Christopher Breen	D	245	9	21	30	172
16	Todd Harkins	C	242	73	87	160	334
17	Randy Bucyk	C	239	91	149	240	110
18	Matt Pelech	R	237	11	22	33	594
19	Kevin Wortman	D	236	42	116	158	90
20	Gord Baldwin	D	234	8	40	48	207



# ALL-TIME CHL, IHL, AHL LEADERS - GOALTENDERS

To qualify to be included in the goalie leaders, a goaltender must have played 25 or more games with the only exception being Shutouts and Games Played.

## C/I/AHL WINS

Rank	Name	GP	Min	W
1	Leland Irving	194	7945	93
2	Marc D'Amour	198	10715	84
3	Steve Guenette	120	7110	72
4	Brent Krahn	141	7942	68
5	Jason Muzzatti	147	8460	65
6	Curtis McElhinney	131	7120	64
7	Dwayne Roloson	125	7486	58
8	Joni Ortio	104	5730	58
9	J.S. Giguere	111	6146	51
10	Mike Vernon	93	5072	43
	Levente Szuper	112	6083	43
12	Doug Dadswell	74	3998	39
13	Daniel Taylor	73	3923	35
	Wayne Cowley	72	3809	35
15	Andrei Trefilov	79	4548	34
16	Tim Bernhardt	73	4020	31
17	Scott Sharples	75	4211	30
18	Matt Keetley	91	4875	28
19	Martin Brochu	55	3049	27
	Tyler Moss	57	3203	27

## C/I/AHL GOALS AGAINST AVG.

Rank	Name	GP	GA	GAA
1	Daniel Taylor	73	139	2.13
2	Curtis McElhinney	131	269	2.27
3	Brent Krahn	141	329	2.49
	Kay Whitmore	36	83	2.49
	Tyler Moss	57	133	2.49
6	Levente Szuper	112	253	2.50
	Barry Brust	35	79	2.50
8	Martin Brochu	55	132	2.60
9	Dany Sabourin	66	157	2.67
10	Matt Keetley	91	219	2.70
11	Joni Ortio	104	261	2.73
12	David Shantz	32	83	2.75
13	Kevin Poulin	29	81	2.86
14	Dwayne Roloson	125	376	3.01
15	J.S. Giguere	111	309	3.02
	Igor Karpenko	27	72	3.02
17	Brad Thiessen	34	99	3.11
18	Steve Guenette	120	379	3.20
19	Darrin Madeley	46	124	3.21
20	Andrei Trefilov	79	248	3.27

## C/I/AHL SAVE PERCENTAGE

Rank	Name	GP	Svs	Pct
1	Daniel Taylor	73	1704	0.925
2	Tyler Moss	57	1581	0.922
3	Curtis McElhinney	131	2859	0.914
	Brent Krahn	141	3481	0.914
5	Barry Brust	35	805	0.911
6	Kevin Poulin	29	812	0.909
7	J.S. Giguere	111	3061	0.908
	Kay Whitmore	36	816	0.908
	David Shantz	32	816	0.908
10	Leland Irving	194	4365	0.907
11	Dany Sabourin	66	1505	0.906
12	Igor Karpenko	27	689	0.905
13	Dwayne Roloson	125	3548	0.904
14	Joni Ortio	102	2684	0.903
	Levente Szuper	112	2351	0.903
16	Brad Thiessen	34	911	0.902
17	Matt Keetley	91	1977	0.900
	Darrin Madeley	46	1114	0.900
19	Martin Brochu	55	1174	0.899
20	Andrei Trefilov	79	2157	0.897

## C/I/AHL SHUTOUTS

Rank	Name	GP	SO
1	Curtis McElhinney	131	13
	Leland Irving	194	13
3	Brent Krahn	141	11
4	Daniel Taylor	73	8
	Levente Szuper	112	8
6	Jason Muzzatti	147	6
	Joni Ortio	102	6
8	Barry Brust	35	5
	J.S. Giguere	111	5
	Dany Sabourin	66	5
	Matt Keetley	91	5
12	Doug Dadswell	74	3
	Dwayne Roloson	125	3
14	Jean-Philippe Lamoureux	19	2
	Igor Karpenko	27	2
	Brad Thiessen	34	2
	Martin Brochu	55	2
	Jon Gillies	7	2
	Kevin Poulin	29	2
20	11 tied at 1		

## C/I/AHL GAMES PLAYED

Rank	Name	GP	Min	W	L	T	SO
1	Marc D'Amour	198	10715	84	75	13	1
2	Leland Irving	194	7945	93	79	10	13
3	Jason Muzzatti	147	8460	65	63	13	6
4	Brent Krahn	141	7942	68	52	13	11
5	Curtis McElhinney	131	7120	64	49	5	13
6	Dwayne Roloson	125	7486	58	45	20	3
7	Steve Guenette	120	7110	72	39	8	0
8	Levente Szuper	112	6083	43	46	9	8
9	J.S. Giguere	111	6146	51	43	9	5
10	Mike Vernon	93	5072	43	34	8	1
11	Matt Keetley	91	4875	28	40	9	5
12	Joni Ortio	102	5730	58	34	6	6
13	Andrei Trefilov	79	4548	34	32	11	0
14	Scott Sharples	75	4211	30	32	5	0
15	Doug Dadswell	74	3998	39	22	4	3
16	Daniel Taylor	73	3923	35	20	5	8
	Tim Bernhardt	73	4020	31	32	3	1
18	Wayne Cowley	72	3809	35	23	6	0
19	Dany Sabourin	66	3528	25	28	6	5
20	Tyler Moss	57	3203	27	16	9	0



# ALL-TIME NHL LEADERS - SKATERS

## NHL GOALS

Rank	Name	Pos	GP	G
1	Brett Hull	R	1269	741
2	Theoren Fleury	R	1084	455
3	Gary Roberts	L	1224	438
4	Martin St. Louis	R	1134	391
5	Al MacInnis	D	1416	340
6	Cory Stillman	C	1025	278
7	Paul Henderson	L	707	236
8	Eric Vail	F	591	216
9	Joel Otto	C	943	195
10	Brian Bradley	C	651	182
11	Dave Lowry	L	1084	164
12	Paul Ranheim	L	1013	161
13	Steve Tambellini	C	553	160
14	Bob Gould	F	697	145
15	Stephane Matteau	L	848	144
16	Ales Kotalik	R	542	136
17	Devin Setoguchi	R	471	127
	Claude Lapointe	C	879	127
19	Bobby Lalonde	C	641	124
20	Daniel Marois	R	350	117

## NHL ASSISTS

Rank	Name	Pos	GP	A
1	Al MacInnis	D	1416	934
2	Brett Hull	R	1269	650
3	Martin St. Louis	R	1134	642
4	Theoren Fleury	R	1084	633
5	Gary Roberts	L	1224	471
6	Cory Stillman	C	1025	449
7	Derek Morris	D	1107	332
8	Brian Bradley	C	651	321
9	Joel Otto	C	943	313
10	Eric Vail	F	591	260
11	Paul Henderson	L	707	241
12	Barry Gibbs	D	796	224
13	Mark Giordano	D	592	214
14	Bobby Lalonde	C	641	210
15	Paul Ranheim	L	1013	199
16	Steve Konroyd	D	895	195
17	Dave Lowry	L	1084	187
18	Claude Lapointe	C	879	178
19	Stephane Matteau	L	848	172
20	Jim Dowd	C	728	168

## NHL POINTS

Rank	Name	Pos	GP	P
1	Brett Hull	R	1269	1391
2	Al MacInnis	D	1416	1274
3	Theoren Fleury	R	1084	1088
4	Martin St. Louis	R	1134	1033
5	Gary Roberts	L	1224	909
6	Cory Stillman	C	1025	727
7	Joel Otto	C	943	508
8	Brian Bradley	C	651	503
9	Paul Henderson	L	707	477
10	Eric Vail	F	591	476
11	Derek Morris	D	1107	424
12	Paul Ranheim	L	1013	360
13	Dave Lowry	L	1084	351
14	Stephane Matteau	L	848	316
15	Steve Tambellini	C	553	310
16	Claude Lapointe	C	879	305
17	Bob Gould	F	697	304
18	Mark Giordano	D	592	301
19	Ales Kotalik	R	542	284
20	Barry Gibbs	D	796	282

## NHL PIMS

Rank	Name	Pos	GP	PIM
1	Tim Hunter	F	815	3146
2	Gary Roberts	L	1224	2560
3	Shane Churla	R	488	2301
4	Stu Grimson	L	729	2113
5	Joel Otto	C	943	1934
6	Theoren Fleury	R	1084	1840
7	Jody Shelley	L	627	1538
8	Sandy McCarthy	R	736	1534
9	Al MacInnis	D	1416	1501
10	Krzysztof Oliwa	L	410	1447
11	Todd Simpson	D	580	1357
12	Jim Kyte	D	598	1342
13	Neil Sheehy	D	379	1311
14	Rod Buskas	D	556	1294
15	Wade Belak	D	549	1263
16	Dave Lowry	L	1084	1191
17	Colton Orr	R	477	1186
18	Paul Kruse	L	423	1074
19	Gary Rissling	L	221	1008
20	Derek Morris	D	1107	1004

## NHL GAMES PLAYED

Rank	Name	Pos	GP	G	A	P	PIM
1	Al MacInnis	D	1416	340	934	1274	1501
2	Brett Hull	R	1269	741	650	1391	458
3	Gary Roberts	L	1224	438	471	909	2560
4	Martin St. Louis	R	1134	391	642	1033	310
5	Derek Morris	D	1107	92	332	424	1004
6	Robyn Regehr	D	1090	36	163	199	972
7	Theoren Fleury	R	1084	455	633	1088	1840
	Dave Lowry	L	1084	164	187	351	1191
9	Cory Stillman	C	1025	278	449	727	489
10	Paul Ranheim	L	1013	161	199	360	288
11	Joel Otto	C	943	195	313	508	1934
12	Steve Konroyd	D	895	41	195	236	863
13	Claude Lapointe	C	879	127	178	305	721
14	Stephane Matteau	L	848	144	172	316	742
15	Tim Hunter	F	815	62	76	138	3146
16	Barry Gibbs	D	796	58	224	282	945
17	Sandy McCarthy	R	736	72	76	148	1534
18	Stu Grimson	L	729	17	22	39	2113
19	Jim Dowd	C	728	71	168	239	390
20	Mike Sullivan	C	709	54	82	136	203



# ALL-TIME NHL LEADERS - GOALTENDERS

To qualify to be included in the goalie leaders, a goaltender must have played 25 or more games with the only exception being Shutouts and Games Played.

## NHL WINS

Rank	Name	GP	Min	W
1	Grant Fuhr	867	48945	403
2	Mike Vernon	781	44449	367
3	J.S. Giguere	597	33717	262
4	Reggie Lemelin	507	28016	236
5	Dwayne Roloson	606	34296	227
6	Trevor Kidd	387	21426	140
7	Rollie Melanson	291	16452	129
8	Fred Brathwaite	254	13840	81
9	Kay Whitmore	155	8596	60
10	Karri Ramo	159	8721	60
11	Joey MacDonald	133	7331	44
12	Curtis McElhinney	147	7127	43
13	Steve Guenette	35	1958	19
	Reto Berra	64	3190	19
15	Dany Sabourin	57	2900	18
	Kevin Poulin	50	2736	18
17	Hardy Astrom	83	4456	17
	Tim Bernhardt	67	3748	17
19	Joni Ortio	37	2031	15
20	Jason Muzzatti	62	3014	13

## NHL GOALS AGAINST AVG.

Rank	Name	GP	GA	GAA
1	J.S. Giguere	597	1423	2.53
2	Joni Ortio	37	90	2.66
3	Dwayne Roloson	606	1552	2.72
4	Fred Brathwaite	254	629	2.73
5	Henrik Karlsson	26	60	2.79
6	Reto Berra	64	150	2.82
7	Trevor Kidd	387	1014	2.84
8	Karri Ramo	159	414	2.85
9	Dany Sabourin	57	139	2.88
10	Mike Vernon	781	2206	2.98
11	Curtis McElhinney	147	355	2.99
12	Joey MacDonald	133	367	3.00
13	Kevin Poulin	50	140	3.07
14	Tyler Moss	30	81	3.25
15	Jason Muzzatti	62	167	3.32
16	Grant Fuhr	867	2756	3.38
17	Andrei Trefilov	54	153	3.45
	Reggie Lemelin	507	1612	3.45
19	Kay Whitmore	155	508	3.55
20	Rollie Melanson	291	995	3.63

## NHL SAVE PERCENTAGE

Rank	Name	GP	Svs	Pct
1	J.S. Giguere	597	14902	0.913
2	Dwayne Roloson	606	15390	0.908
3	Reto Berra	64	1147	0.906
	Karri Ramo	159	3947	0.906
5	Henrik Karlsson	26	570	0.905
6	Curtis McElhinney	147	3325	0.904
7	Joey MacDonald	133	3381	0.902
8	Trevor Kidd	387	9224	0.901
	Fred Brathwaite	254	5715	0.901
	Joni Ortio	37	820	0.901
11	Kevin Poulin	50	1252	0.899
12	Dany Sabourin	57	1224	0.898
13	Andrei Trefilov	54	1328	0.897
14	Jason Muzzatti	62	1411	0.894
15	Tyler Moss	30	665	0.891
16	Mike Vernon	781	17758	0.890
17	Grant Fuhr	867	21630	0.887
18	Steve Guenette	35	900	0.881
19	Kay Whitmore	155	3542	0.875
20	Darrin Madeley	39	919	0.868

## NHL SHUTOUTS

Rank	Name	GP	SO
1	J.S. Giguere	597	38
2	Dwayne Roloson	606	29
3	Mike Vernon	781	27
4	Grant Fuhr	867	25
5	Trevor Kidd	387	19
6	Fred Brathwaite	254	15
7	Reggie Lemelin	507	12
8	Rollie Melanson	291	6
9	Karri Ramo	159	5
10	Curtis McElhinney	147	4
	Kay Whitmore	155	4
12	Reto Berra	64	3
13	Joni Ortio	37	2
	Joey MacDonald	133	2
	Dany Sabourin	57	2
	Andrei Trefilov	54	2
17	Jim Pettie	21	1
	Jason Muzzatti	62	1
	Mike McKenna	22	1
	Steve Guenette	35	1

## NHL GAMES PLAYED

Rank	Name	GP	Min	W	L	T	SO
1	Grant Fuhr	867	48945	403	295	114	25
2	Mike Vernon	781	44449	367	273	92	27
3	Dwayne Roloson	606	34296	227	257	82	29
4	J.S. Giguere	597	33717	262	212	75	38
5	Reggie Lemelin	507	28016	236	162	63	12
6	Trevor Kidd	387	21426	140	162	52	19
7	Rollie Melanson	291	16452	129	106	33	6
8	Fred Brathwaite	254	13840	81	99	37	15
9	Karri Ramo	159	8721	60	63	18	5
10	Kay Whitmore	155	8596	60	64	16	4
12	Curtis McElhinney	147	7127	43	58	10	4
11	Joey MacDonald	133	7331	44	66	15	2
13	Hardy Astrom	83	4456	17	44	12	0
14	Tim Bernhardt	67	3748	17	36	7	0
15	Reto Berra	64	3190	19	30	4	3
16	Jason Muzzatti	62	3014	13	25	10	1
17	Dany Sabourin	57	2900	18	25	4	2
18	Andrei Trefilov	54	2663	12	25	4	2
19	Kevin Poulin	50	2736	18	25	3	0
20	Joni Ortio	37	2031	15	15	5	2





# ALL-TIME CALL-UP LIST

## CONFIRMED CALL-UPS

The following lists represent confirmed NHL call-ups for each respective year. These lists merely reflect that a player was called-up to the NHL sometime during that season and that it can be confirmed through press releases, player stat sheets, etc. Lists do not include players that began the season in the NHL, but were sent down and never called-up afterwards; therefore, never were called-up in the first place. It is important to mention that collecting data to confirm call-ups from decades past proved to be a difficult task. Some names are left off these lists because the information needed to confirm those call-ups no longer exists.

2015-16 (STOCKTON HEAT)																								
Name	NHL Debut?	Pos	AHL STATS						AHL PLAYOFF STATS					NHL STATS					NHL PLAYOFF STATS					
			GP	G	A	P	PIM	+/-	GP	G	A	P	PIM	GP	G	A	P	PIM	+/-	GP	G	A	P	PIM
Kenny Agostino	No	LW	65	23	34	57	18	-3	--	--	--	--	--	2	0	0	0	0	-2	--	--	--	--	--
Turner Elson	Yes	C	63	14	16	30	59	-12	--	--	--	--	--	1	0	1	1	0	1	--	--	--	--	--
Markus Granlund	No	LW	12	5	4	9	10	4	--	--	--	--	--	47	6	4	10	14	-4	--	--	--	--	--
Derek Grant	No	C	36	27	18	45	36	7	--	--	--	--	--	15	0	1	1	2	-7	--	--	--	--	--
Freddie Hamilton	No	C	62	18	25	43	24	-6	--	--	--	--	--	4	1	1	2	0	1	--	--	--	--	--
Garnet Hathaway	Yes	RW	44	8	13	21	39	-4	--	--	--	--	--	14	0	3	3	31	-1	--	--	--	--	--
Brett Kulak	No	D	59	3	14	17	36	-9	--	--	--	--	--	8	0	0	0	0	-2	--	--	--	--	--
Oliver Kylington	Yes	D	47	5	7	12	14	-15	--	--	--	--	--	1	0	0	0	0	0	--	--	--	--	--
Jakub Nakladal	Yes	D	35	2	12	14	30	-3	--	--	--	--	--	27	2	3	5	6	-5	--	--	--	--	--
Joni Ortio	No	G	20	0	0	0	2	0	--	--	--	--	--	22	0	0	0	2	0	--	--	--	--	--
Emile Poirier	No	RW	60	12	17	29	51	-14	--	--	--	--	--	2	0	0	0	2	-1	--	--	--	--	--
Karri Ramo	No	G	1	0	0	0	0	0	--	--	--	--	--	37	0	1	1	0	0	--	--	--	--	--
Hunter Shinkaruk	No	LW	17	6	6	12	2	-6	--	--	--	--	--	8	2	1	3	2	-4	--	--	--	--	--
Drew Shore	No	C	59	10	28	38	22	-17	--	--	--	--	--	2	0	1	1	2	0	--	--	--	--	--
Pat Sieloff	Yes	D	52	2	9	11	54	-16						1	1	0	1	2	1	--	--	--	--	--
Ladislav Smid*	No	D	1	0	0	0	0	-1						22	0	0	0	6	-7	--	--	--	--	--
Tyler Wotherspoon	No	D	53	2	8	10	16	1						11	0	1	1	0	0	--	--	--	--	--

2014-15 (ADIRONDACK FLAMES)																								
Name	NHL Debut?	Pos	AHL STATS						AHL PLAYOFF STATS					NHL STATS					NHL PLAYOFF STATS					
			GP	G	A	P	PIM	+/-	GP	G	A	P	PIM	GP	G	A	P	PIM	+/-	GP	G	A	P	PIM
Sven Baertschi	No	LW	36	8	17	25	6	0	--	--	--	--	--	15	0	4	4	6	-3	--	--	--	--	--
Micheal Ferland	Yes	LW	32	7	8	15	30	2	--	--	--	--	--	26	2	3	5	16	1	9	3	2	5	23
Markus Granlund	No	C	21	9	8	17	14	-2	--	--	--	--	--	48	8	10	18	16	-4	3	0	1	1	0
Josh Jooris	Yes	F	2	0	0	0	0	0	--	--	--	--	--	60	12	12	24	16	1	9	0	0	0	4
Corban Knight	No	C	22	8	4	12	12	-1	--	--	--	--	--	2	0	0	0	0	0	--	--	--	--	--
Brett Kulak	Yes	D	26	4	9	13	27	-2	--	--	--	--	--	1	0	0	0	2	0	--	--	--	--	--
Joni Ortio	No	G	37	0	0	0	0	--	--	--	--	--	--	6	0	0	0	0	--	--	--	--	--	--
Emile Poirier	Yes	LW	55	19	23	42	50	7	--	--	--	--	--	6	0	1	1	0	1	--	--	--	--	--
Corey Potter	No	D	25	0	10	10	18	10	--	--	--	--	--	6	0	0	0	0	-1	2	0	0	0	0
John Ramage	Yes	D	57	3	12	15	81	-3	--	--	--	--	--	1	0	0	0	0	-1	--	--	--	--	--
Max Reinhart	No	C	69	15	24	39	38	-11	--	--	--	--	--	4	0	0	0	0	-3	--	--	--	--	--
Drew Shore	No	C	12	3	4	7	8	0	--	--	--	--	--	11	1	2	3	0	-5	1	0	0	0	2
David Wolf	Yes	LW	59	20	18	38	168	8	--	--	--	--	--	3	0	0	0	2	0	1	0	0	0	0
Tyler Wotherspoon	No	D	61	2	22	24	20	-1	--	--	--	--	--	1	0	0	0	0	-3	6	0	0	0	0



# ALL-TIME CALL-UP LIST

## CONFIRMED CALL-UPS (CONTINUED)

2013-14 (ABBOTSFORD HEAT)																								
Name	NHL Debut?	Pos	AHL STATS							AHL PLAYOFF STATS					NHL STATS					NHL PLAYOFF STATS				
			GP	G	A	P	PIM	+/-	GP	G	A	P	PIM	GP	G	A	P	PIM	+/-	GP	G	A	P	PIM
Reto Berra	Yes	G	9	0	0	0	0	--	--	--	--	--	29	0	0	0	2	--	--	--	--	--	--	--
Chad Billins	Yes	D	65	10	32	42	40	6	4	0	2	2	2	10	0	3	3	0	-3	--	--	--	--	--
Christopher Breen	Yes	D	41	1	3	4	29	-10	4	0	2	2	2	9	0	2	2	5	1	--	--	--	--	--
Paul Byron	No	C	23	5	13	18	4	10	--	--	--	--	--	47	7	14	21	27	6	--	--	--	--	--
Mark Cundari	No	D	32	4	6	10	45	-1	--	--	--	--	--	4	0	0	0	0	-4	--	--	--	--	--
Markus Granlund	Yes	C	52	25	21	46	22	10	4	2	3	5	2	7	2	1	3	0	2	--	--	--	--	--
Ben Hanowski	No	RW	55	13	18	31	18	1	4	0	1	1	2	11	0	2	2	2	-2	--	--	--	--	--
Roman Horak	No	C	13	2	5	7	6	-4	--	--	--	--	--	1	0	0	0	0	0	--	--	--	--	--
Blair Jones	No	C	38	17	21	38	47	-8	4	0	1	1	6	14	2	0	2	21	0	--	--	--	--	--
Corban Knight	Yes	C	70	18	26	44	50	11	2	0	1	1	2	7	1	0	1	0	-1	--	--	--	--	--
Lane MacDermid	No	LW	25	1	1	2	24	-2	--	--	--	--	--	1	0	0	0	7	-1	--	--	--	--	--
Joey MacDonald	No	G	16	0	1	1	0	--	--	--	--	--	--	11	0	0	0	2	--	--	--	--	--	--
Joni Ortio	Yes	G	37	0	0	0	6	--	4	0	1	1	0	9	0	2	2	0	--	--	--	--	--	--
Max Reinhart	No	C	66	21	42	63	47	6	4	1	3	4	4	8	0	2	2	2	1	--	--	--	--	--
Derek Smith	No	D	32	7	17	24	22	9	1	0	0	0	0	14	0	1	1	2	-10	--	--	--	--	--
Ben Street	No	C	58	28	32	60	24	-10	4	0	1	1	2	13	0	1	1	4	-2	--	--	--	--	--
Tyler Wotherspoon	Yes	D	48	1	8	9	12	13	--	--	--	--	--	14	0	4	4	4	-3	--	--	--	--	--

2012-13 (ABBOTSFORD HEAT)																								
Name	NHL Debut?	Pos	AHL STATS							AHL PLAYOFF STATS					NHL STATS					NHL PLAYOFF STATS				
			GP	G	A	P	PIM	+/-	GP	G	A	P	PIM	GP	G	A	P	PIM	+/-	GP	G	A	P	PIM
Akim Aliu	No	LW	42	4	7	11	111	-7	--	--	--	--	--	5	0	0	0	14	-2	--	--	--	--	--
Sven Baertschi	No	LW	32	10	16	26	16	-1	--	--	--	--	--	20	3	7	10	6	0	--	--	--	--	--
Carter Bancks	Yes	LW	59	5	7	12	53	4	--	--	--	--	--	2	0	0	0	0	0	--	--	--	--	--
T.J. Brodie	No	D	35	1	19	20	22	5	--	--	--	--	--	47	2	12	14	8	-9	--	--	--	--	--
Paul Byron	No	C	38	6	9	15	38	-7	--	--	--	--	--	4	0	1	1	2	-2	--	--	--	--	--
Brett Carson	No	LW	26	6	5	11	16	-5	--	--	--	--	--	10	0	1	1	0	-1	--	--	--	--	--
Mark Cundari	Yes	D	2	0	3	3	13	3	--	--	--	--	--	4	1	2	3	2	-2	--	--	--	--	--
Roman Horak	No	C	59	16	14	30	24	-8	--	--	--	--	--	20	2	5	7	2	-5	--	--	--	--	--
Leland Irving	No	G	12	0	0	0	0	--	--	--	--	--	--	6	0	1	1	0	--	--	--	--	--	--
Blair Jones	No	C	21	3	4	7	23	0	--	--	--	--	--	15	0	1	1	10	-6	--	--	--	--	--
Max Reinhart	Yes	C	67	7	14	21	32	-26	--	--	--	--	--	11	1	2	3	4	-3	--	--	--	--	--
Ben Street	Yes	C	69	15	22	37	22	-8	--	--	--	--	--	6	0	1	1	0	-1	--	--	--	--	--
Daniel Taylor	No	G	40	0	1	1	2	--	--	--	--	--	--	2	0	0	0	0	--	--	--	--	--	--



# ALL-TIME CALL-UP LIST

## CONFIRMED CALL-UPS (CONTINUED)

2011-12 (ABBOTSFORD HEAT)																								
			AHL STATS						AHL PLAYOFF STATS					NHL STATS						NHL PLAYOFF STATS				
Name	NHL Debut?	Pos	GP	G	A	P	PIM	+/-	GP	G	A	P	PIM	GP	G	A	P	PIM	+/-	GP	G	A	P	PIM
Akim Aliu	Yes	LW	42	10	4	14	59	-13	5	0	1	1	28	2	2	1	3	12	3	--	--	--	--	--
Lance Bouma	No	LW	31	3	3	6	53	-9	--	--	--	--	--	27	1	2	3	11	-5	--	--	--	--	--
T.J. Brodie	No	D	12	1	2	3	10	4	--	--	--	--	--	54	2	12	14	14	3	--	--	--	--	--
Paul Byron	No	C	39	7	14	21	40	0	8	1	3	4	2	22	3	2	5	2	3	--	--	--	--	--
Brett Carson	No	LW	34	2	6	8	10	-6	3	0	0	0	2	2	0	0	0	0	-2	--	--	--	--	--
Guillaume Desbiens	No	RW	59	3	11	14	114	-18	7	1	0	1	21	10	0	0	0	25	-1	--	--	--	--	--
Roman Horak	No	C	14	2	2	4	6	-4	8	0	3	3	2	61	3	8	11	14	3	--	--	--	--	--
Leland Irving	Yes	G	39	0	1	1	17	--	1	0	0	0	0	7	0	0	0	0	--	--	--	--	--	--
Raitis Ivanans	No	LW	27	2	3	5	37	2	--	--	--	--	--	1	0	0	0	0	-1	--	--	--	--	--
Henrik Karlsson	No	G	4	0	0	0	0	--	--	--	--	--	--	9	0	0	0	0	--	--	--	--	--	--
Krys Kolanos	No	C	47	30	31	61	47	20	7	5	5	10	6	13	0	1	1	2	-1	--	--	--	--	--
Greg Nemisz	No	C	51	13	16	29	29	5	8	2	4	6	4	9	0	0	0	0	1	--	--	--	--	--
Joe Piskula	No	D	59	3	15	18	48	10	6	0	1	1	0	5	0	0	0	2	-5	--	--	--	--	--
Clay Wilson	No	D	66	16	27	43	41	9	8	2	4	6	12	5	0	0	0	4	0	--	--	--	--	--

2010-11 (ABBOTSFORD HEAT)																								
			AHL STATS						AHL PLAYOFF STATS					NHL STATS						NHL PLAYOFF STATS				
Name	NHL Debut?	Pos	GP	G	A	P	PIM	+/-	GP	G	A	P	PIM	GP	G	A	P	PIM	+/-	GP	G	A	P	PIM
Mikael Backlund	No	C	1	0	0	0	0	-1	--	--	--	--	--	73	10	15	25	18	4	--	--	--	--	--
Lance Bouma	Yes	LW	61	12	8	20	53	-12	--	--	--	--	--	16	0	1	1	2	-1	--	--	--	--	--
Ales Kotalik	No	RW	25	6	16	22	10	6	--	--	--	--	--	26	4	2	6	8	-7	--	--	--	--	--
Brendan Mikkelsen	No	D	4	0	1	1	4	1	--	--	--	--	--	19	0	1	1	2	-5	--	--	--	--	--
Greg Nemisz	Yes	C	68	14	19	33	28	-8	--	--	--	--	--	6	0	1	1	0	-1	--	--	--	--	--

2009-10 (ABBOTSFORD HEAT)																								
			AHL STATS						AHL PLAYOFF STATS					NHL STATS						NHL PLAYOFF STATS				
Name	NHL Debut?	Pos	GP	G	A	P	PIM	+/-	GP	G	A	P	PIM	GP	G	A	P	PIM	+/-	GP	G	A	P	PIM
Mikael Backlund	No	C	54	15	17	32	26	0	13	1	8	9	14	23	1	9	10	6	5	--	--	--	--	--
Jason Jaffray	No	LW	72	25	29	54	70	24	9	2	1	3	8	3	0	0	0	0	-1	--	--	--	--	--
Staffan Kronwall	No	D	44	5	23	28	24	1	9	0	2	2	0	11	1	2	3	2	-1	--	--	--	--	--
Jamie Lundmark	No	C	32	9	12	21	64	4	--	--	--	--	--	21	4	5	9	4	-6	--	--	--	--	--
Brett Sutter	No	C	66	9	15	24	69	-1	13	4	7	11	20	10	0	0	0	5	-1	--	--	--	--	--



# ALL-TIME CALL-UP LIST

## CONFIRMED CALL-UPS (CONTINUED)

2008-09 (QUAD CITY FLAMES)																									
Name	NHL Debut?	Pos	AHL STATS							AHL PLAYOFF STATS					NHL STATS						NHL PLAYOFF STATS				
			GP	G	A	P	PIM	+/-	GP	G	A	P	PIM	GP	G	A	P	PIM	+/-	GP	G	A	P	PIM	
Dustin Boyd	No	C	5	2	0	2	2	1	--	--	--	--	--	71	11	11	22	10	-11	5	1	0	1	0	
Kris Chucko	Yes	RW	74	28	23	51	59	-8	--	--	--	--	--	2	0	0	0	2	0	--	--	--	--	--	
Anders Eriksson	No	D	64	4	45	49	60	8	--	--	--	--	--	--	--	--	--	--	--	2	0	0	0	0	
Kyle Greentree	No	LW	79	39	37	76	63	-4	--	--	--	--	--	2	0	0	0	0	-1	--	--	--	--	--	
Jamie Lundmark	No	C	54	15	37	52	31	-13	--	--	--	--	--	27	8	8	16	17	2	2	0	0	0	0	
Matt Pelech	Yes	RW	59	3	6	9	130	-3	--	--	--	--	--	5	0	3	3	9	1	--	--	--	--	--	
Warren Peters	Yes	C	62	11	6	17	51	-8	--	--	--	--	--	16	1	0	1	12	-2	4	0	0	0	0	
Brett Sutter	Yes	C	71	10	15	25	50	-3	--	--	--	--	--	4	1	0	1	2	-2	--	--	--	--	--	
David Van Der Gulik	Yes	RW	73	17	19	36	58	5	--	--	--	--	--	6	0	2	2	0	-1	--	--	--	--	--	

2007-08 (QUAD CITY FLAMES)																									
Name	NHL Debut?	Pos	AHL STATS							AHL PLAYOFF STATS					NHL STATS						NHL PLAYOFF STATS				
			GP	G	A	P	PIM	+/-	GP	G	A	P	PIM	GP	G	A	P	PIM	+/-	GP	G	A	P	PIM	
Dustin Boyd	No	C	18	2	7	9	4	-6	--	--	--	--	--	48	7	5	12	6	-11	--	--	--	--	--	
Matt Keetley	Yes	G	26	0	0	0	4	--	--	--	--	--	1	0	0	0	0	--	--	--	--	--	--	--	
Curtis McElhinney	No	G	41	0	0	0	4	--	--	--	--	--	5	0	0	0	0	--	--	--	--	--	--	--	
Eric Nystrom	No	LW	18	4	3	7	15	-1	--	--	--	--	--	44	3	7	10	48	-5	7	0	0	0	2	
Tim Ramholt	Yes	D	77	4	20	24	73	-3	--	--	--	--	--	1	0	0	0	0	-1	--	--	--	--	--	

2006-07 (OMAHA AK-SAR-BEN KNIGHTS)																									
Name	NHL Debut?	Pos	AHL STATS							AHL PLAYOFF STATS					NHL STATS						NHL PLAYOFF STATS				
			GP	G	A	P	PIM	+/-	GP	G	A	P	PIM	GP	G	A	P	PIM	+/-	GP	G	A	P	PIM	
Dustin Boyd	Yes	C	66	27	33	60	34	-9	6	1	1	2	0	13	2	2	4	4	5	--	--	--	--	--	
Brad Ference	No	D	73	3	23	26	210	-4	6	0	0	0	6	5	0	0	0	2	-1	--	--	--	--	--	
Carsen Gernym	No	LW	77	28	32	60	124	-5	6	1	1	2	2	2	0	0	0	0	0	--	--	--	--	--	
Mark Giordano	No	D	5	0	2	2	8	4	3	0	1	1	2	48	7	8	15	36	7	4	1	0	1	0	
Eric Godard	No	LW	36	5	4	9	94	-2	--	--	--	--	--	19	0	1	1	50	0	--	--	--	--	--	
Tomi Maki	Yes	RW	67	4	11	15	20	-8	6	1	1	2	2	1	0	0	0	0	0	--	--	--	--	--	
David Moss	Yes	RW	28	9	12	21	22	1	--	--	--	--	--	41	10	8	18	12	5	6	0	1	1	0	
Brandon Prust	Yes	LW	63	17	10	27	211	5	6	0	3	3	20	10	0	0	0	25	1	--	--	--	--	--	
Richie Regehr	No	D	22	5	9	14	37	16	--	--	--	--	--	6	1	1	2	0	-1	--	--	--	--	--	



# ALL-TIME CALL-UP LIST

## CONFIRMED CALL-UPS (CONTINUED)

2005-06 (OMAHA AK-SAR-BEN KNIGHTS)																								
		AHL STATS							AHL PLAYOFF STATS					NHL STATS					NHL PLAYOFF STATS					
Name	NHL Debut?	Pos	GP	G	A	P	PIM	+/-	GP	G	A	P	PIM	GP	G	A	P	PIM	+/-	GP	G	A	P	PIM
Carsen Germyn	Yes	LW	77	24	31	55	127	-13	--	--	--	--	--	2	0	0	0	0	-1	--	--	--	--	--
Mark Giordano	Yes	D	73	16	42	58	141	-1	--	--	--	--	--	7	0	1	1	8	2	--	--	--	--	--
Matthew Lombardi	No	C	1	1	1	2	0	1	--	--	--	--	--	55	6	20	26	48	-1	7	0	2	2	2
Lynn Loyns	No	F	68	9	8	17	50	-4	--	--	--	--	--	1	0	0	0	0	0	--	--	--	--	--
Craig MacDonald	No	C	37	8	19	27	57	3	--	--	--	--	--	25	3	2	5	8	5	1	0	0	0	0
Eric Nystrom	Yes	LW	78	15	18	33	37	-2	--	--	--	--	--	2	0	0	0	0	-1	--	--	--	--	--
Richie Regehr	Yes	D	48	7	23	30	56	-4	--	--	--	--	--	14	0	2	2	6	0	--	--	--	--	--

LOCKOUT YEAR 2004-05 (LOWELL LOCK MONSTERS) LOCKOUT YEAR																								
2003-04 (LOWELL LOCK MONSTERS)																								
		AHL STATS							AHL PLAYOFF STATS					NHL STATS					NHL PLAYOFF STATS					
Name	NHL Debut?	Pos	GP	G	A	P	PIM	+/-	GP	G	A	P	PIM	GP	G	A	P	PIM	+/-	GP	G	A	P	PIM
Mike Commodore	No	D	7	0	3	3	18	1	--	--	--	--	--	12	0	0	0	25	-4	20	0	2	2	19
Brennan Evans	Yes (PO)	D	64	1	9	10	65	3	--	--	--	--	--	--	--	--	--	--	--	2	0	0	0	0
Josh Green	No	C	22	6	9	15	46	1	--	--	--	--	--	36	2	4	6	24	-3	--	--	--	--	--
Lynn Loyns	No	F	18	6	6	12	9	1	--	--	--	--	--	12	0	2	2	2	-2	--	--	--	--	--
Jason Morgan	No	C	21	6	13	19	16	2	--	--	--	--	--	13	0	2	2	2	1	--	--	--	--	--
Dany Sabourin	Yes	G	14	0	0	0	0	--	--	--	--	--	--	4	0	1	1	0	--	--	--	--	--	--
Martin Sonnenberg	No	LW	48	20	22	42	46	15	--	--	--	--	--	5	0	0	0	2	-2	--	--	--	--	--

2002-03 (SAINT JOHN FLAMES)																								
		AHL STATS							AHL PLAYOFF STATS					NHL STATS					NHL PLAYOFF STATS					
Name	NHL Debut?	Pos	GP	G	A	P	PIM	+/-	GP	G	A	P	PIM	GP	G	A	P	PIM	+/-	GP	G	A	P	PIM
Blair Betts	No	C	19	6	7	13	6	2	--	--	--	--	--	9	1	3	4	0	3	--	--	--	--	--
Robert Dome	No	RW	56	27	29	56	41	2	--	--	--	--	--	1	0	0	0	0	0	--	--	--	--	--
Micki DuPont	No	D	44	12	21	33	73	2	--	--	--	--	--	16	1	2	3	4	-5	--	--	--	--	--
Jordan Leopold	No	D	3	1	2	3	0	-3	--	--	--	--	--	58	4	10	14	12	-15	--	--	--	--	--
Dave Lowry	No	LW	22	3	6	9	16	3	--	--	--	--	--	34	5	14	19	22	4	--	--	--	--	--
Steve Montador	No	D	11	1	7	8	20	-4	--	--	--	--	--	11	1	7	8	20	-4	--	--	--	--	--
Rick Mrozik	Yes	D	68	2	10	12	46	9	--	--	--	--	--	2	0	0	0	0	0	--	--	--	--	--
Oleg Saprykin	No	LW	21	12	9	21	22	-2	--	--	--	--	--	52	8	15	23	46	5	--	--	--	--	--
Jamie Wright	No	LW	3	2	1	3	0	0	--	--	--	--	--	19	2	2	4	12	1	--	--	--	--	--



# ALL-TIME CALL-UP LIST CONFIRMED CALL-UPS (CONTINUED)

2001-02 (SAINT JOHN FLAMES)																								
		AHL STATS							AHL PLAYOFF STATS					NHL STATS					NHL PLAYOFF STATS					
Name	NHL Debut?	Pos	GP	G	A	P	PIM	+/-	GP	G	A	P	PIM	GP	G	A	P	PIM	+/-	GP	G	A	P	PIM
Blair Betts	Yes	C	67	20	29	49	10	-3	--	--	--	--	--	6	1	0	1	2	-1	--	--	--	--	--
Jason Botterill	No	LW	71	21	21	42	121	-11	--	--	--	--	--	4	1	0	1	2	-3	--	--	--	--	--
Ryan Christie	No	LW	77	21	18	39	61	-19	--	--	--	--	--	2	0	0	0	0	-1	--	--	--	--	--
Micki DuPont	Yes	D	77	7	33	40	77	-17	--	--	--	--	--	2	0	0	0	2	0	--	--	--	--	--
Jukka Hentunen	Yes	RW	9	3	3	6	0	1	--	--	--	--	--	28	2	3	5	4	-9	--	--	--	--	--
Alan Letang	No	D	61	4	24	28	33	-11	--	--	--	--	--	2	0	0	0	0	-2	--	--	--	--	--
Steve Montador	Yes	D	67	9	16	25	107	-11	--	--	--	--	--	11	1	2	3	26	-2	--	--	--	--	--
Oleg Saprykin	No	LW	52	5	19	24	53	-8	--	--	--	--	--	3	0	0	0	0	-2	--	--	--	--	--
Kay Whitmore	No	G	36	0	0	0	0	--	--	--	--	--	--	1	0	0	0	0	--	--	--	--	--	--
Jamie Wright	No	LW	34	11	13	24	34	7	--	--	--	--	--	44	4	12	16	20	6	--	--	--	--	--

2000-01 (SAINT JOHN FLAMES)																								
		AHL STATS							AHL PLAYOFF STATS					NHL STATS					NHL PLAYOFF STATS					
Name	NHL Debut?	Pos	GP	G	A	P	PIM	+/-	GP	G	A	P	PIM	GP	G	A	P	PIM	+/-	GP	G	A	P	PIM
Steve Begin	No	LW	58	14	14	28	109	16	19	10	7	17	18	4	0	0	0	21	0	--	--	--	--	--
Chris Clark	No	RW	48	18	17	35	131	22	18	4	10	14	49	29	5	1	6	38	0	--	--	--	--	--
Rico Fata	No	RW	70	23	29	52	129	10	19	2	3	5	22	5	0	0	0	6	-3	--	--	--	--	--
Benoit Gratton	No	C	53	10	36	46	153	23	--	--	--	--	--	14	1	3	4	14	0	--	--	--	--	--
Daniel Tkaczuk	Yes	C	50	15	21	36	48	5	14	10	9	19	4	19	4	7	11	14	1	--	--	--	--	--

1999-00 (SAINT JOHN FLAMES)																								
		AHL STATS							AHL PLAYOFF STATS					NHL STATS					NHL PLAYOFF STATS					
Name	NHL Debut?	Pos	GP	G	A	P	PIM	+/-	GP	G	A	P	PIM	GP	G	A	P	PIM	+/-	GP	G	A	P	PIM
Steve Begin	No	LW	47	13	12	25	99	10	--	--	--	--	--	13	1	1	2	18	-3	--	--	--	--	--
Fred Brathwaite	No	G	2	0	0	0	0	--	--	--	--	--	--	61	0	0	0	4	--	--	--	--	--	--
Eric Charron	No	D	37	2	15	17	82	-2	--	--	--	--	--	21	0	0	0	37	-3	--	--	--	--	--
Chris Clark	Yes	RW	48	16	17	33	134	11	--	--	--	--	--	22	0	1	1	14	-3	--	--	--	--	--
Jeff Cowan	Yes	LW	47	15	10	25	77	-5	--	--	--	--	--	13	4	1	5	16	2	--	--	--	--	--
Hnat Domenichelli	No	C	12	6	7	13	8	2	--	--	--	--	--	32	5	9	14	12	0	--	--	--	--	--
Grant Fuhr	No	G	2	0	0	0	0	--	--	--	--	--	--	23	0	0	0	2	--	--	--	--	--	--
J.S. Giguere	No	G	41	0	2	2	39	--	3	0	0	0	0	7	0	0	0	2	--	--	--	--	--	--
Benoit Gratton	No	C	65	17	49	66	137	-6	3	0	1	1	4	10	0	2	2	10	1	--	--	--	--	--
Robyn Regehr	Yes	D	5	0	0	0	0	-3	--	--	--	--	--	57	5	7	12	46	-2	--	--	--	--	--
David Roche	No	LW	67	22	21	43	130	-13	3	0	1	1	8	2	0	0	0	5	-1	--	--	--	--	--
Darrel Scoville	Yes	D	64	11	25	36	99	15	3	1	2	3	0	6	0	0	0	2	1	--	--	--	--	--
Lee Sorochan	No	D	60	4	37	41	124	1	3	2	1	3	12	1	0	0	0	0	0	--	--	--	--	--
Martin St. Louis	No	RW	17	15	11	26	14	5	--	--	--	--	--	56	3	15	18	22	-5	--	--	--	--	--
Sergei Varlamov	No	LW	68	20	21	41	88	-18	3	0	0	0	24	7	3	0	3	0	0	--	--	--	--	--



# ALL-TIME CALL-UP LIST CONFIRMED CALL-UPS (CONTINUED)

1998-99 (SAINTJOHN FLAMES)																								
		AHL STATS							AHL PLAYOFF STATS					NHL STATS					NHL PLAYOFF STATS					
Name	NHL Debut?	Pos	GP	G	A	P	PIM	+/-	GP	G	A	P	PIM	GP	G	A	P	PIM	+/-	GP	G	A	P	PIM
Wade Belak	No	D	12	0	2	2	43	-3	6	0	1	1	23	9	0	1	1	23	3	--	--	--	--	--
Eric Charron	No	D	50	10	12	22	148	-4	3	1	0	1	22	12	0	1	1	14	6	--	--	--	--	--
Chris Dingman	No	LW	50	5	7	12	140	-12	--	--	--	--	--	2	0	0	0	17	2	--	--	--	--	--
Hnat Domenichelli	No	C	51	25	21	46	26	-13	7	4	4	8	2	23	5	5	10	11	4	--	--	--	--	--
Denis Gauthier	No	D	16	0	3	3	31	-3	--	--	--	--	--	55	3	4	7	68	3	--	--	--	--	--
J.S. Giguere	No	G	39	0	1	1	10	--	7	0	0	0	0	15	0	1	1	4	--	--	--	--	--	--
Eric Landry	No	C	56	19	22	41	158	4	7	2	5	7	12	3	0	1	1	0	1	--	--	--	--	--
Tyler Moss	No	G	9	0	0	0	0	--	--	--	--	--	--	11	0	1	1	0	--	--	--	--	--	--
Chris O'Sullivan	No	D	41	7	29	36	24	-10	--	--	--	--	--	10	0	1	1	2	1	--	--	--	--	--
David Roche	Yes	LW	7	0	3	3	6	2	--	--	--	--	--	36	3	3	6	44	1	--	--	--	--	--
Martin St. Louis	No	RW	53	28	34	62	30	-2	7	4	4	8	2	13	1	1	2	10	2					
Rocky Thompson	No	RW	27	2	2	4	108	-5	--	--	--	--	--	3	0	0	0	25	0	--	--	--	--	--

1997-98 (SAINTJOHN FLAMES)																								
		AHL STATS							AHL PLAYOFF STATS					NHL STATS					NHL PLAYOFF STATS					
Name	NHL Debut?	Pos	GP	G	A	P	PIM	+/-	GP	G	A	P	PIM	GP	G	A	P	PIM	+/-	GP	G	A	P	PIM
Jamie Allison	No	D	16	0	5	5	49	3	--	--	--	--	--	43	3	8	11	104	3	--	--	--	--	--
Erik Andersson	Yes	LW	29	5	9	14	29	6	--	--	--	--	--	12	2	1	3	8	-4	--	--	--	--	--
Joel Bouchard	No	D	3	2	1	3	6	4	--	--	--	--	--	44	5	7	12	57	0	--	--	--	--	--
Travis Brigley	Yes	LW	79	17	15	32	28	-8	8	0	0	0	0	2	0	0	0	2	0	--	--	--	--	--
Eric Charron	No	D	56	8	20	28	136	10	20	1	7	8	55	2	0	0	0	4	0	--	--	--	--	--
Hnat Domenichelli	No	C	48	33	13	46	24	12	19	7	8	15	14	31	9	7	16	6	4	--	--	--	--	--
Jim Dowd	No	C	35	8	30	38	20	5	19	3	13	16	10	48	6	8	14	12	10	--	--	--	--	--
Denis Gauthier	Yes	D	68	4	20	24	154	-5	21	0	4	4	83	10	0	0	0	16	-5	--	--	--	--	--
Aaron Gavey	No	C	8	4	3	7	28	2	--	--	--	--	--	26	2	3	5	24	-5	--	--	--	--	--
Todd Hlushko	No	LW	33	10	14	24	48	-4	21	13	4	17	61	13	0	1	1	27	0	--	--	--	--	--
Ladislav Kohn	No	RW	65	25	31	56	90	10	21	14	6	20	20	4	0	1	1	0	2	--	--	--	--	--
Eric Landry	Yes	C	61	17	21	38	194	7	20	4	6	10	58	12	1	0	1	4	-2	--	--	--	--	--
Tyler Moss	Yes	G	39	0	0	0	16	--	15	0	0	0	2	6	0	0	0	0	--	--	--	--	--	--
Chris O'Sullivan	No	D	32	4	10	14	2	-11	21	2	17	19	18	12	0	2	2	10	4	--	--	--	--	--
Dwayne Roloson	No	G	4	0	1	1	2	--	--	--	--	--	--	39	0	4	4	10	--	--	--	--	--	--
Rocky Thompson	Yes	RW	51	3	0	3	187	-4	18	1	1	2	47	12	0	0	0	61	0	--	--	--	--	--



# ALL-TIME CALL-UP LIST

## CONFIRMED CALL-UPS (CONTINUED)

1996-97 (SAINT JOHN FLAMES)																								
		AHL STATS							AHL PLAYOFF STATS					NHL STATS					NHL PLAYOFF STATS					
Name	NHL Debut?	Pos	GP	G	A	P	PIM	+/-	GP	G	A	P	PIM	GP	G	A	P	PIM	+/-	GP	G	A	P	PIM
Jamie Allison	No	D	46	3	6	9	139	-10	5	0	1	1	4	20	0	0	0	35	-4	--	--	--	--	--
Sami Helenius	Yes	D	72	5	10	15	218	-8	2	0	0	0	0	3	0	1	1	0	1	--	--	--	--	--
Dale McTavish	Yes	C	53	16	21	37	65	2	3	0	1	1	0	9	1	2	3	2	-4	--	--	--	--	--
Marty Murray	No	C	67	19	39	58	40	-9	5	2	3	5	4	2	0	0	0	4	0	--	--	--	--	--
Chris O'Sullivan	No	D	29	3	8	11	17	-3	5	0	4	4	0	27	2	8	10	2	0	--	--	--	--	--
Dwayne Roloson	Yes	G	8	0	0	0	10	--	--	--	--	--	--	31	0	0	0	2	--	--	--	--	--	
Paxton Schulte	Yes	LW	71	14	23	37	274	-7	4	2	0	2	35	1	0	0	0	2	1	--	--	--	--	--
Ed Ward	No	RW	1	0	0	0	0	0	--	--	--	--	--	40	5	8	13	49	-3	--	--	--	--	--

1995-96 (SAINT JOHN FLAMES)																								
		AHL STATS							AHL PLAYOFF STATS					NHL STATS					NHL PLAYOFF STATS					
Name	NHL Debut?	Pos	GP	G	A	P	PIM	+/-	GP	G	A	P	PIM	GP	G	A	P	PIM	+/-	GP	G	A	P	PIM
Joel Bouchard	No	D	74	8	25	33	104	5	16	1	4	5	10	4	0	0	0	4	0	--	--	--	--	--
Kevin Dahl	No	D	23	4	11	15	37	2	--	--	--	--	--	32	1	1	2	26	-2	1	0	0	0	0
Cale Hulse	No	D	13	2	7	9	39	-1	--	--	--	--	--	3	0	0	0	5	3	1	0	0	0	0
Dan Kecmer	No	D	22	3	11	14	14	-2	--	--	--	--	--	13	0	0	0	14	-6	--	--	--	--	--
Sheldon Kennedy	No	RW	3	4	0	4	8	2	--	--	--	--	--	41	3	7	10	36	3	3	1	0	1	2
Ladislav Kohn	Yes	RW	73	28	45	73	97	3	16	6	5	11	12	5	1	0	1	2	-1	--	--	--	--	--
Claude Lapointe	No	C	12	5	3	8	10	4	--	--	--	--	--	32	4	5	9	20	2	2	0	0	0	0
Marty Murray	No	C	58	25	31	56	20	-4	14	2	4	6	4	15	3	3	6	0	-4	--	--	--	--	--
Jarrod Skalde	No	C	68	27	40	67	98	-1	16	4	9	13	6	1	0	0	0	0	0	--	--	--	--	--
Niklas Sundblad	Yes	RW	74	16	20	36	66	6	16	0	4	4	14	2	0	0	0	0	0	--	--	--	--	--
Pavel Torgayev	Yes	C	16	11	6	17	18	-3	--	--	--	--	--	41	6	10	16	14	2	1	0	0	0	0

1994-95 (SAINT JOHN FLAMES)																								
		AHL STATS							AHL PLAYOFF STATS					NHL STATS					NHL PLAYOFF STATS					
Name	NHL Debut?	Pos	GP	G	A	P	PIM	+/-	GP	G	A	P	PIM	GP	G	A	P	PIM	+/-	GP	G	A	P	PIM
Joel Bouchard	Yes	D	77	6	25	31	63	2	5	1	0	1	4	2	0	0	0	0	0	--	--	--	--	--
Neil Eisenhut	No	C	75	16	39	55	30	-5	5	1	1	2	6	3	0	0	0	0	0	--	--	--	--	--
Mark Greig	No	RW	67	31	50	81	82	-15	2	0	1	1	0	8	1	1	2	2	1	--	--	--	--	--
Todd Hlushko	No	LW	46	22	10	32	36	-15	4	2	2	4	22	2	0	1	1	2	1	1	0	0	0	2
Scott Morrow	Yes	LW	64	18	21	39	105	-1	5	2	0	2	4	4	0	0	0	0	0	--	--	--	--	--
Jason Muzzatti	No	G	31	0	1	1	37	--	--	--	--	--	--	1	0	0	0	0	--	--	--	--	--	--
Barry Nieckar	No	LW	65	8	7	15	491	9	4	0	0	0	22	3	0	0	0	12	0	--	--	--	--	--
Cory Stillman	Yes	C	63	28	53	81	70	-21	5	0	2	2	2	10	0	2	2	2	1	--	--	--	--	--
Andrei Trefilov	No	G	7	0	0	0	2	--	--	--	--	--	--	6	0	0	0	0	--	--	--	--	--	--
Vesa Viitakoski	No	LW	56	17	26	43	8	-22	4	0	1	1	2	10	1	2	3	6	-1	--	--	--	--	--
Ed Ward	No	RW	11	4	5	9	20	5	5	1	0	1	10	2	1	1	2	2	-2	--	--	--	--	--





# ALL-TIME CALL-UP LIST

## CONFIRMED CALL-UPS (CONTINUED)

1993-94 (SAINT JOHN FLAMES)																										
		AHL STATS							AHL PLAYOFF STATS					NHL STATS					NHL PLAYOFF STATS							
Name	NHL Debut?	Pos	GP	G	A	P	PIM	+/-	GP	G	A	P	PIM	GP	G	A	P	PIM	+/-	GP	G	A	P	PIM		
Peter Ahola	No	D	66	9	19	28	59	3	6	1	2	3	12	2	0	0	0	0	0	--	--	--	--	--		
Kevin Dahl	No	D	2	0	0	0	0	1	--	--	--	--	--	33	0	3	3	23	-2	6	0	0	0	4		
Len Esau	No	D	75	12	36	48	129	-15	7	2	2	4	6	6	0	3	3	7	-1	--	--	--	--	--		
Mark Freer	No	C	77	33	53	86	45	22	7	2	4	6	16	2	0	0	0	4	0	--	--	--	--	--		
David Haas	No	LW	37	11	17	28	108	-7	--	--	--	--	--	2	1	1	2	7	2	--	--	--	--	--		
Guy Larose	No	C	15	11	11	22	20	7	7	3	2	5	22	7	0	1	1	4	-3	--	--	--	--	--		
Brad Miller	No	D	36	3	12	15	174	12	6	1	0	1	21	8	0	1	1	14	-2	--	--	--	--	--		
Jason Muzzatti	Yes	G	51	0	4	4	24	--	7	0	0	0	0	1	0	0	0	0	--	--	--	--	--	--		
Brad Schlegel	No	D	21	2	8	10	6	16	7	0	1	1	6	26	1	6	7	4	-4	--	--	--	--	--		
David Struch	Yes	C	58	18	25	43	87	3	7	0	1	1	4	4	0	0	0	4	-2	--	--	--	--	--		
Mike Sullivan	No	C	5	2	0	2	4	-3	--	--	--	--	--	19	2	3	5	6	2	7	1	1	2	8		
Andrei Trefilov	No	G	28	0	0	0	22	--	--	--	--	--	--	11	0	0	0	4	--	--	--	--	--	--		
Vesa Viitakoski	No	LW	67	28	39	67	24	-3	5	1	2	3	2	8	1	2	3	0	0	--	--	--	--	--		
Wes Walz	No	C	15	6	6	12	14	6	--	--	--	--	--	53	11	27	38	16	20	6	3	0	3	2		
Kevin Wortman	Yes	D	72	17	32	49	32	16	7	1	5	6	16	5	0	0	0	2	1	--	--	--	--	--		

1992-93 (SALT LAKE GOLDEN EAGLES)																										
		AHL STATS							AHL PLAYOFF STATS					NHL STATS					NHL PLAYOFF STATS							
Name	NHL Debut?	Pos	GP	G	A	P	PIM	+/-	GP	G	A	P	PIM	GP	G	A	P	PIM	+/-	GP	G	A	P	PIM		
Tomas Forslund	No	RW	63	31	23	54	68	3	--	--	--	--	--	6	0	2	2	0	0	--	--	--	--	--		
Todd Harkins	No	C	53	13	21	34	90	2	--	--	--	--	--	15	2	3	5	22	-4	--	--	--	--	--		
Shawn Heaphy	Yes	C	78	29	36	65	63	-23	--	--	--	--	--	1	0	0	0	0	0	--	--	--	--	--		
Paul Kruse	No	LW	35	1	4	5	206	-11	--	--	--	--	--	27	2	3	5	41	2	--	--	--	--	--		
Patrick Lebeau	No	LW	75	40	60	100	65	-7	--	--	--	--	--	1	0	0	0	0	0	--	--	--	--	--		
Greg Smyth	No	D	5	0	1	1	31	1	--	--	--	--	--	35	1	2	3	95	2	--	--	--	--	--		
Andrei Trefilov	Yes	G	44	0	0	0	44	--	--	--	--	--	--	1	0	0	0	2	--	--	--	--	--	--		

1991-92 (SALT LAKE GOLDEN EAGLES)																										
		AHL STATS							AHL PLAYOFF STATS					NHL STATS					NHL PLAYOFF STATS							
Name	NHL Debut?	Pos	GP	G	A	P	PIM	+/-	GP	G	A	P	PIM	GP	G	A	P	PIM	+/-	GP	G	A	P	PIM		
Rich Chernomaz	No	RW	66	20	40	60	201	--	5	1	2	3	10	11	0	0	0	6	-9	--	--	--	--	--		
Alexander Godnynyuk	No	D	17	2	1	3	24	--	--	--	--	--	--	6	0	1	1	4	-2	--	--	--	--	--		
Kevan Guy	No	D	60	3	14	17	89	--	5	0	1	1	4	3	0	0	0	2	2	--	--	--	--	--		
Todd Harkins	Yes	C	72	32	30	62	67	--	5	1	1	2	6	5	0	0	0	7	-2	--	--	--	--	--		
Paul Kruse	No	LW	57	14	15	29	267	--	5	1	2	3	19	16	3	1	4	65	1	--	--	--	--	--		
Darryl Olsen	Yes	D	59	7	33	40	80	--	5	2	1	3	4	1	0	0	0	0	-2	--	--	--	--	--		
Mark Osiecki	No	D	1	0	0	0	0	--	--	--	--	--	--	50	2	7	9	24	-4	--	--	--	--	--		
Scott Sharples	Yes	G	35	0	0	0	4	--	1	0	0	0	2	1	0	0	0	0	--	--	--	--	--	--		
Neil Sheehy	No	D	6	0	0	0	34	--	--	--	--	--	--	35	1	2	3	119	-7	--	--	--	--	--		
Martin Simard	No	LW	11	3	7	10	51	--	--	--	--	--	--	21	1	3	4	119	-4	--	--	--	--	--		
Richard Zemlak	No	RW	60	5	14	19	204	--	3	0	0	0	0	5	0	1	1	42	-2	--	--	--	--	--		



# ALL-TIME CALL-UP LIST

## CONFIRMED CALL-UPS (CONTINUED)

1990-91 (SALT LAKE GOLDEN EAGLES)																							
Name	NHL Debut?	Pos	AHL STATS						AHL PLAYOFF STATS					NHL STATS					NHL PLAYOFF STATS				
			GP	G	A	P	PIM	+/-	GP	G	A	P	PIM	GP	G	A	P	PIM	+/-	GP	G	A	P
Marc Bureau	No	C	54	40	48	88	101	--	--	--	--	--	5	0	0	0	2	-4	--	--	--	--	--
Paul Kruse	Yes	LW	83	24	20	44	313	--	4	1	1	2	4	1	0	0	0	7	-1	--	--	--	--
Rick Lessard	No	D	80	8	27	35	272	--	4	0	1	1	12	1	0	1	1	0	-1	--	--	--	--
Sergei Pryakhin	No	RW	18	5	12	17	2	--	--	--	--	--	24	1	6	7	0	-3	--	--	--	--	
Ken Sabourin	No	D	28	2	15	17	77	--	--	--	--	--	16	1	3	4	36	9	--	--	--	--	
Martin Simard	Yes	LW	54	24	25	49	113	--	4	3	0	3	20	16	0	2	2	53	0	--	--	--	--

1989-90 (SALT LAKE GOLDEN EAGLES)																							
Name	NHL Debut?	Pos	AHL STATS						AHL PLAYOFF STATS					NHL STATS					NHL PLAYOFF STATS				
			GP	G	A	P	PIM	+/-	GP	G	A	P	PIM	GP	G	A	P	PIM	+/-	GP	G	A	P
Jonas Bergqvist	No	RW	13	6	10	16	4	--	--	--	--	--	22	2	5	7	10	10	--	--	--	--	--
Marc Bureau	Yes	C	67	43	48	91	173	--	11	4	8	12	45	5	0	0	0	4	-1	--	--	--	--
Stu Grimson	No	LW	62	8	8	16	319	--	4	0	0	0	8	3	0	0	0	17	-1	--	--	--	--
Steve Guenette	No	G	47	0	0	0	53	--	10	0	1	1	2	2	0	0	0	2	--	--	--	--	
Sergei Pryakhin	No	RW	3	1	0	1	0	--	--	--	--	--	20	2	2	4	0	-7	2	0	0	0	0
Ken Sabourin	No	D	76	5	19	24	336	--	11	0	2	2	40	5	0	0	0	10	1	--	--	--	--

1988-89 (SALT LAKE GOLDEN EAGLES)																							
Name	NHL Debut?	Pos	AHL STATS						AHL PLAYOFF STATS					NHL STATS					NHL PLAYOFF STATS				
			GP	G	A	P	PIM	+/-	GP	G	A	P	PIM	GP	G	A	P	PIM	+/-	GP	G	A	P
Rich Chernomaz	No	RW	81	33	68	101	122	--	14	7	5	12	47	1	0	0	0	0	-1	--	--	--	--
Theoren Fleury	Yes	RW	40	37	37	74	81	--	--	--	--	--	36	14	20	34	46	5	22	5	6	11	24
Brian Glynn	No	D	31	3	10	13	105	--	14	3	7	10	31	1	0	0	0	0	-1	--	--	--	--
Stu Grimson	Yes	LW	72	9	18	27	397	--	14	2	3	5	86	1	0	0	0	5	0	--	--	--	--
Rick Lessard	Yes	D	76	10	42	52	239	--	14	1	6	7	35	6	0	1	1	2	-2	--	--	--	--
Paul Ranheim	Yes	LW	75	68	29	97	16	--	14	5	5	10	8	5	0	0	0	0	-3	--	--	--	--
Dave Reierson	Yes	D	76	7	46	53	70	--	13	1	8	9	12	2	0	0	0	2	1	--	--	--	--
Ken Sabourin	Yes	D	74	2	18	20	197	--	11	0	1	1	26	6	0	1	1	26	3	1	0	0	0

1987-88 (SALT LAKE GOLDEN EAGLES)																							
Name	NHL Debut?	Pos	AHL STATS						AHL PLAYOFF STATS					NHL STATS					NHL PLAYOFF STATS				
			GP	G	A	P	PIM	+/-	GP	G	A	P	PIM	GP	G	A	P	PIM	+/-	GP	G	A	P
Bob Bodak	Yes	LW	44	12	10	22	117	--	18	1	3	4	74	3	0	0	0	22	-2	--	--	--	--
Randy Bucyk	No	C	75	37	45	82	68	--	19	7	8	15	12	2	0	0	0	0	-1	--	--	--	--
Rich Chernomaz	No	RW	73	48	47	95	122	--	18	4	14	18	30	2	1	0	1	0	1	--	--	--	--
Kevan Guy	No	D	61	6	30	36	49	--	19	1	6	7	26	11	0	3	3	8	1	--	--	--	--



# ALL-TIME CALL-UP LIST CONFIRMED CALL-UPS (CONTINUED)

## 1986-87 (MONCTON GOLDEN FLAMES)

Name	NHL Debut?	Pos	AHL STATS							AHL PLAYOFF STATS					NHL STATS							NHL PLAYOFF STATS				
			GP	G	A	P	PIM	+/-	GP	G	A	P	PIM	GP	G	A	P	PIM	+/-	GP	G	A	P	PIM		
Doug Dadswell	Yes	G	42	0	0	0	14	--	6	0	0	0	2	3	0	0	0	0	--	--	--	--	--			
Kevan Guy	Yes	D	46	2	10	12	38	--	--	--	--	--	24	0	4	4	19	8	4	0	1	1	23			
Brett Hull	No	RW	67	50	42	92	16	--	3	2	2	4	2	5	1	0	1	0	-1	4	2	1	3	0		
Gary Roberts	Yes	LW	38	20	18	38	72	--	--	--	--	--	32	5	9	14	85	6	2	0	0	0	4			

## 1985-86 (MONCTON GOLDEN FLAMES - CGY & BOS)

Name	NHL Debut?	Pos	AHL STATS							AHL PLAYOFF STATS					NHL STATS							NHL PLAYOFF STATS				
			GP	G	A	P	PIM	+/-	GP	G	A	P	PIM	GP	G	A	P	PIM	+/-	GP	G	A	P	PIM		
Robin Bartell	Yes	D	74	4	21	25	100	--	3	0	0	0	0	1	0	0	0	0	-1	6	0	0	0	16		
Brian Bradley	Yes	C	59	23	42	65	40	--	10	6	9	15	4	5	0	1	1	0	-3	1	0	0	0	0		
Yves Courteau	No	RW	70	26	22	48	19	--	10	4	2	6	5	4	1	1	2	0	1	1	0	0	0	0		
Dale DeGray	Yes	D	76	10	31	41	128	--	6	0	1	1	0	1	0	0	0	0	-1	--	--	--	--	--		
Neil Sheehy	No	D	4	1	1	2	21	--	--	--	--	--	65	2	16	18	271	-1	22	0	2	2	79			

## 1984-85 (MONCTON GOLDEN FLAMES)

Name	NHL Debut?	Pos	AHL STATS							AHL PLAYOFF STATS					NHL STATS							NHL PLAYOFF STATS				
			GP	G	A	P	PIM	+/-	GP	G	A	P	PIM	GP	G	A	P	PIM	+/-	GP	G	A	P	PIM		
Gino Cavallini	Yes	LW	51	29	19	48	28	--	--	--	--	--	27	6	10	16	14	11	3	0	0	0	4			
Joel Otto	Yes	C	56	27	36	63	89	--	--	--	--	--	17	4	8	12	30	3	3	2	1	3	10			

## 1983-84 (COLORADO FLAMES)

Name	NHL Debut?	Pos	AHL STATS							AHL PLAYOFF STATS					NHL STATS							NHL PLAYOFF STATS				
			GP	G	A	P	PIM	+/-	GP	G	A	P	PIM	GP	G	A	P	PIM	+/-	GP	G	A	P	PIM		
Dan Bolduc	No	LW	60	37	17	54	34	--	6	2	1	3	4	2	0	1	1	0	1	1	0	0	0	0		
Al MacInnis	No	D	19	5	14	19	22	--	--	--	--	--	51	11	34	45	42	0	11	2	12	14	13			
Brian Glynn	No	F	6	2	3	5	9	--	--	--	--	--	56	13	14	27	15	17	11	1	1	2	6			
Neil Sheehy	Yes	D	74	5	18	23	151	--	--	--	--	--	1	1	0	1	2	0	4	0	0	0	4			

## 1982-83 (COLORADO FLAMES)

Name	NHL Debut?	Pos	AHL STATS							AHL PLAYOFF STATS					NHL STATS							NHL PLAYOFF STATS				
			GP	G	A	P	PIM	+/-	GP	G	A	P	PIM	GP	G	A	P	PIM	+/-	GP	G	A	P	PIM		
Ed Beers	No	F	29	12	17	29	52	--	--	--	--	--	41	11	15	26	21	11	8	1	1	2	27			
Tim Harrer	Yes	RW	69	33	29	62	28	--	6	3	3	6	4	3	0	0	0	2	0	--	--	--	--			
Tim Hunter	No	F	46	5	12	17	225	--	--	--	--	--	16	1	0	1	54	-2	9	1	0	1	70			
Jim Jackson	Yes	RW	30	10	16	26	4	--	--	--	--	--	48	8	12	20	7	9	8	2	1	3	2			
Kari Jalonen	Yes	C	33	12	32	44	8	--	--	--	--	--	25	9	3	12	4	8	5	1	0	1	0			
Kevin LaVallee	No	F	5	5	4	9	0	--	--	--	--	--	60	19	16	35	17	-10	8	1	3	4	4			
Greg Meredith	No	F	36	16	10	26	14	--	--	--	--	--	35	5	4	9	8	-5	5	3	1	4	4			



# ALL-TIME CALL-UP LIST

## CONFIRMED CALL-UPS (CONTINUED)

1981-82 (OKLAHOMA CITY STARS)																								
Name	NHL Debut?	Pos	AHL STATS							AHL PLAYOFF STATS					NHL STATS					NHL PLAYOFF STATS				
			GP	G	A	P	PIM	+/-	GP	G	A	P	PIM	GP	G	A	P	PIM	+/-	GP	G	A	P	PIM
Charlie Bourgeois	Yes	D	13	2	2	4	17	--	--	--	--	--	54	2	13	15	112	5	3	0	0	0	7	
Steve Konroyd	No	D	14	2	3	5	15	--	--	--	--	--	63	3	14	17	78	-6	3	0	0	0	12	

1980-81 (BIRMINGHAM BULLS)																								
Name	NHL Debut?	Pos	AHL STATS							AHL PLAYOFF STATS					NHL STATS					NHL PLAYOFF STATS				
			GP	G	A	P	PIM	+/-	GP	G	A	P	PIM	GP	G	A	P	PIM	+/-	GP	G	A	P	PIM
Mike Dwyer	No	LW	49	16	34	50	135	--	--	--	--	--	4	0	1	1	4	-1	1	1	0	1	0	
Bob Gould	No	F	58	25	25	50	43	--	--	--	--	--	3	0	0	0	0	0	11	3	1	4	4	
Dave Hindmarch	Yes	F	48	15	14	29	18	--	--	--	--	--	1	1	0	1	0	0	6	0	0	0	2	

\* Player was recalled after conditioning assignment



# ALL-TIME NHL DEBUT LIST

## CONFIRMED DEBUTS

The following lists represent confirmed NHL debuts for each respective year. These lists merely reflect that a player debuted in the NHL on that particular date and that it can be confirmed through press releases, player stat sheets, etc. It is important to mention that collecting data to confirm NHL debuts from decades past proved to be a difficult task. Some names are left off these lists because the information needed to confirm those dates no longer exists.

2015-16 (STOCKTON HEAT)																		
							SKATER STATS							GOALIE STATS				
Name	Pos	Debut Date	Age	H/A	Score	W/L	G	A	P	PIM	+/-	SHFT	TOI	GW	GA	SA	SV	SV%
Jakub Nakladal	D	2/9/16 v TOR	28-041	H	4-3	W	0	0	0	0	0	2	1:45	--	--	--	--	--
Garnet Hathaway	RW	2/29/16 @ PHI	24-098	A	3-5	L	0	0	0	0	1	18	12:51	--	--	--	--	--
Turner Elson	C	4/9/16 @ MIN	23-209	A	2-1	W	0	1	1	0	1	20	14:54	--	--	--	--	--
Oliver Kyllington	D	4/9/16 @ MIN	18-326	A	2-1	W	0	0	0	0	0	20	17:22	--	--	--	--	--
Pat Sieloff	D	4/9/16 @ MIN	21-330	A	2-1	W	1	0	1	2	1	25	17:59	1	--	--	--	--

2014-15 (ADIRONDACK FLAMES)																		
							SKATER STATS							GOALIE STATS				
Name	Pos	Debut Date	Age	H/A	Score	W/L	G	A	P	PIM	+/-	SHFT	TOI	GW	GA	SA	SV	SV%
Josh Jooris	F	10/17/14 @ CBJ	24-095	A	2-3	L	1	0	1	0	1	25	15:29	--	--	--	--	--
Micheal Ferland	LW	10/31/14 @ NSH	22-194	A	4-3	W	0	0	0	0	0	15	9:43	--	--	--	--	--
David Wolf	LW	1/31/15 v EDM	25-108	H	4-2	W	0	0	0	0	0	16	7:27	--	--	--	--	--
Emile Poirier	LW	2/24/15 @ NYR	20-072	A	0-1	L	0	0	0	0	0	16	8:10	--	--	--	--	--
Brett Kulak	D	4/11/15 @ WPG	21-095	A	1-5	L	0	0	0	2	0	29	19:31	--	--	--	--	--
John Ramage	D	4/11/15 @ WPG	24-063	A	1-5	L	0	0	0	0	-1	25	18:10	--	--	--	--	--

2013-14 (ABBOTSFORD HEAT)																		
							SKATER STATS							GOALIE STATS				
Name	Pos	Debut Date	Age	H/A	Score	W/L	G	A	P	PIM	+/-	SHFT	TOI	GW	GA	SA	SV	SV%
Christopher Breen	D	10/22/13 @ PHX	24-115	A	2-4	L	0	0	0	0	0	15	7:02	--	--	--	--	--
Reto Berra	G	11/3/13 @ CHI	26-304	A	3-2	W	--	--	--	--	--	--	61:32	--	2	44	42	0.955
Chad Billins	D	11/5/13 @ MIN	24-163	A	1-5	L	0	1	1	0	-1	17	11:00	--	--	--	--	--
Markus Granlund	C	2/27/14 v LA	20-317	H	0-2	L	0	0	0	0	0	13	7:14	--	--	--	--	--
Joni Ortio	G	2/27/14 v LA	22-317	H	0-2	L	--	--	--	--	--	--	58:07	--	2	24	22	0.917
Corban Knight	C	3/5/14 v OTT	23-176	H	4-1	W	0	0	0	0	0	18	10:03	--	--	--	--	--
Tyler Wotherspoon	D	3/7/14 v NYI	20-360	H	4-3	W	0	0	0	0	1	18	11:15	--	--	--	--	--

2012-13 (ABBOTSFORD HEAT)																		
							SKATER STATS							GOALIE STATS				
Name	Pos	Debut Date	Age	H/A	Score	W/L	G	A	P	PIM	+/-	SHFT	TOI	GW	GA	SA	SV	SV%
Ben Street	C	2/9/13 @ VAN	25-362	A	1-5	L	0	0	0	0	-2	18	12:24	--	--	--	--	--
Max Reinhart	C	4/6/13 @ VAN	21-061	A	2-5	L	0	0	0	0	-2	23	16:08	--	--	--	--	--
Mark Cundari	D	4/21/13 @ MIN	22-363	A	4-1	W	1	1	2	0	1	27	24:54	--	--	--	--	--
Carter Bancks	LW	4/23/13 @ NSH	23-257	A	3-4	L	0	0	0	0	0	20	12:33	--	--	--	--	--



# ALL-TIME NHL DEBUT LIST CONFIRMED DEBUTS (CONTINUED)

## 2011-12 (ABBOTSFORD HEAT)

							SKATER STATS							GOALIE STATS				
Name	Pos	Debut Date	Age	H/A	Score	W/L	G	A	P	PIM	+/-	SHFT	TOI	GW	GA	SA	SV	SV%
Leland Irving	G	12/16/11 @ FLA	23-249	A	2-3	SOL	--	--	--	--	--	--	64:58	--	2	41	39	0.951
Akim Aliu	LW	4/5/12 v VAN	22-347	H	3-2	W	0	1	1	2	1	15	10:34	--	--	--	--	--

## 2010-11 (ABBOTSFORD HEAT)

							SKATER STATS							GOALIE STATS				
Name	Pos	Debut Date	Age	H/A	Score	W/L	G	A	P	PIM	+/-	SHFT	TOI	GW	GA	SA	SV	SV%
Lance Bouma	LW	2/5/11 v LA	20-317	H	3-4	SOL	0	0	0	0	0	7	4:34	--	--	--	--	--
Greg Nemisz	C	3/23/11 @ SJ	20-291	A	3-6	L	0	0	0	0	-2	11	6:38	--	--	--	--	--

## 2009-10 (ABBOTSFORD HEAT) NO DEBUTS

## 2008-09 (QUAD CITY FLAMES)

							SKATER STATS							GOALIE STATS				
Name	Pos	Debut Date	Age	H/A	Score	W/L	G	A	P	PIM	+/-	SHFT	TOI	GW	GA	SA	SV	SV%
Warren Peters	C	12/7/08 @ NYR	26-150	A	3-0	W	0	0	0	0	0	9	5:08	--	--	--	--	--
Brett Sutter	C	12/23/08 v ANA	21-204	H	4-3	W	1	0	1	0	0	17	11:45	--	--	--	--	--
David Van Der Gulik	RW	2/27/09 v MIN	25-313	H	4-1	W	0	0	0	0	0	13	9:19	--	--	--	--	--
Kris Chucko	RW	3/5/09 @ PHI	22-357	A	5-1	W	0	0	0	2	0	12	6:39	--	--	--	--	--
Matt Pelech	RW	4/3/09 @ MIN	21-211	A	0-4	L	0	0	0	0	-2	28	17:49	--	--	--	--	--

## 2007-08 (QUAD CITY FLAMES)

							SKATER STATS							GOALIE STATS				
Name	Pos	Debut Date	Age	H/A	Score	W/L	G	A	P	PIM	+/-	SHFT	TOI	GW	GA	SA	SV	SV%
Matt Keetley	G	11/5/07 @ COL	21-192	A	1-4	L	--	--	--	--	--	--	9:22	--	0	2	2	1.000
Tim Ramholt	D	11/29/07 v ANA	23-027	H	1-4	L	0	0	0	0	-1	2	0:45	--	--	--	--	--

## 2006-07 (OMAHA AK-SAR-BEN KNIGHTS)

							SKATER STATS							GOALIE STATS				
Name	Pos	Debut Date	Age	H/A	Score	W/L	G	A	P	PIM	+/-	SHFT	TOI	GW	GA	SA	SV	SV%
Dustin Boyd	C	11/1/06 @ DET	20-108	A	2-3	L	0	0	0	0	-2	19	13:19	--	--	--	--	--
Brandon Prust	LW	11/1/06 @ DET	22-230	A	2-3	L	0	0	0	0	0	13	8:15	--	--	--	--	--
Tomi Maki	RW	12/12/06 v MIN	23-115	H	5-2	W	0	0	0	0	0	18	10:56	--	--	--	--	--
David Moss	RW	12/19/06 @ LA	24-356	A	5-3	W	1	0	1	0	1	20	11:31	1	--	--	--	--

## 2005-06 (OMAHA AK-SAR-BEN KNIGHTS)

							SKATER STATS							GOALIE STATS				
Name	Pos	Debut Date	Age	H/A	Score	W/L	G	A	P	PIM	+/-	SHFT	TOI	GW	GA	SA	SV	SV%
Eric Nystrom	LW	10/10/05 @ COL	22-238	A	3-7	L	0	0	0	0	-1	21	14:18	--	--	--	--	--
Richie Regehr	D	12/29/05 v MIN	22-346	H	4-2	W	0	1	1	0	2	21	12:38	--	--	--	--	--
Mark Giordano	D	1/30/06 @ STL	22-119	A	2-3	SOL	0	0	0	2	1	18	14:01	--	--	--	--	--
Carsen Germyn	LW	4/1/06 @ EDM	24-038	A	4-1	W	0	0	0	0	-1	11	8:01	--	--	--	--	--



# ALL-TIME NHL DEBUT LIST CONFIRMED DEBUTS (CONTINUED)

LOCKOUT YEAR 2004-05 (LOWELL LOCK MONSTERS) LOCKOUT YEAR

## 2003-04 (LOWELL LOCK MONSTERS)

							SKATER STATS							GOALIE STATS				
Name	Pos	Debut Date	Age	H/A	Score	W/L	G	A	P	PIM	+/-	SHFT	TOI	GW	GA	SA	SV	SV%
Dany Sabourin	G	10/29/03 @ DAL	23-057	A	3-4	OTL	--	--	--	--	--	--	60:05		4	24	28	0.857
Brennan Evans	D	4/29/04 v DET	22-114	H	2-4	L	0	0	0	0	0	8	5:11	--	--	--	--	--

## 2002-03 (SAINT JOHN FLAMES)

							SKATER STATS							GOALIE STATS				
Name	Pos	Debut Date	Age	H/A	Score	W/L	G	A	P	PIM	+/-	SHFT	TOI	GW	GA	SA	SV	SV%
Rick Mrozik	D	4/4/03 v LA	28-092	H	2-1	W	0	0	0	0	0	18	11:02	--	--	--	--	--

## 2001-02 (SAINT JOHN FLAMES)

							SKATER STATS							GOALIE STATS				
Name	Pos	Debut Date	Age	H/A	Score	W/L	G	A	P	PIM	+/-	SHFT	TOI	GW	GA	SA	SV	SV%
Jukka Hentunen	RW	10/13/01 @ DAL	27-163	A	4-3	W	0	0	0	0	-1	16	9:49	--	--	--	--	--
Steve Montador	D	11/23/01 @ BUF	21-337	A	2-5	L	0	1	1	5	0	19	14:48	--	--	--	--	--
Blair Betts	C	4/4/02 v MIN	22-047	H	4-3	W	1	0	1	0	1	12	6:38	1	--	--	--	--
Micki DuPont	D	4/12/02 @ EDM	21-362	A	2-0	W	0	0	0	0	0	13	7:24	--	--	--	--	--

## 2000-01 (SAINT JOHN FLAMES)

							SKATER STATS							GOALIE STATS				
Name	Pos	Debut Date	Age	H/A	Score	W/L	G	A	P	PIM	+/-	SHFT	TOI	GW	GA	SA	SV	SV%
Daniel Tkaczuk	C	11/24/00 v MDA	21-167	H	2-2	T	0	0	0	0	1	25	13:28	--	--	--	--	--

## 1999-00 (SAINT JOHN FLAMES)

							SKATER STATS							GOALIE STATS				
Name	Pos	Debut Date	Age	H/A	Score	W/L	G	A	P	PIM	+/-	SHFT	TOI	GW	GA	SA	SV	SV%
Robyn Regehr	D	10/28/99 @ OTT	19-192	A	4-3	W	0	0	0	0	1	14	14:06	--	--	--	--	--
Darrel Scoville	D	11/10/99 v SJ	24-028	H	4-3	W	0	0	0	0	0	13	9:35	--	--	--	--	--
Chris Clark	RW	1/12/00 v DAL	23-310	H	2-1	W	0	0	0	0	-1	14	9:21	--	--	--	--	--
Jeff Cowan	LW	2/25/00 v PHX	23-151	H	3-3	T	0	0	0	0	0	16	13:02	--	--	--	--	--

## 1998-99 (SAINT JOHN FLAMES) NO DEBUTS

## 1997-98 (SAINT JOHN FLAMES)

							SKATER STATS							GOALIE STATS				
Name	Pos	Debut Date	Age	H/A	Score	W/L	G	A	P	PIM	+/-	SHFT	TOI	GW	GA	SA	SV	SV%
Denis Gauthier	D	10/9/97 v NYR	21-008	H	1-1	T	0	0	0	2	0	17	--	--	--	--	--	--
Erik Andersson	LW	10/17/97 v COL	26-059	H	6-5	W	0	0	0	0	0	18	--	--	--	--	--	--
Tyler Moss	G	10/28/97 v PIT	22-121	H	6-3	W	--	--	--	--	--	--	60:00	--	3	29	26	0.897
Eric Landry	C	11/15/97 @ EDM	22-299	A	2-2	T	0	0	0	0	-1	14	--	--	--	--	--	--
Rocky Thompson	RW	1/28/98 @ MDA	20-173	A	5-2	W	0	0	0	10	0	9	--	--	--	--	--	--
Travis Brigley	LW	4/11/98 v EDM	20-299	H	4-5	L	0	0	0	2	0	15	--	--	--	--	--	--



# ALL-TIME NHL DEBUT LIST CONFIRMED DEBUTS (CONTINUED)

1996-97 (SAINT JOHN FLAMES)																		
							SKATER STATS							GOALIE STATS				
Name	Pos	Debut Date	Age	H/A	Score	W/L	G	A	P	PIM	+/-	SHFT	TOI	GW	GA	SA	SV	SV%
Dwayne Roloson	G	11/13/96 @ DAL	27-032	A	3-3	T	--	--	--	--	--	--	65:00	--	3	38	35	0.921
Sami Helenius	D	12/14/96 v COL	22-327	H	4-1	W	0	0	0	0	0	--	--	--	--	--	--	--
Dale McTavish	C	12/31/96 v SJ	24-307	H	5-1	L	0	1	1	0	1	--	--	--	--	--	--	--

1995-96 (SAINT JOHN FLAMES)																		
							SKATER STATS							GOALIE STATS				
Name	Pos	Debut Date	Age	H/A	Score	W/L	G	A	P	PIM	+/-	SHFT	TOI	GW	GA	SA	SV	SV%
Pavel Torgayev	C	10/25/95 v COL	29-273	H	2-3	L	0	1	1	0	1	--	--	--	--	--	--	--
Ladislav Kohn	RW	10/25/95 v COL	20-235	H	2-3	L	1	0	1	0	1	--	--	--	--	--	--	--
Niklas Sundblad	RW	11/26/95 v CHI	22-327	H	2-2	T	0	0	0	0	0	--	--	--	--	--	--	--

1994-95 (SAINT JOHN FLAMES)																		
							SKATER STATS							GOALIE STATS				
Name	Pos	Debut Date	Age	H/A	Score	W/L	G	A	P	PIM	+/-	SHFT	TOI	GW	GA	SA	SV	SV%
Joel Bouchard	D	2/13/95 @ STL	21-021	A	2-4	L	0	0	0	0	0	--	--	--	--	--	--	--
Scott Morrow	LW	2/13/95 @ STL	25-240	A	2-4	L	0	0	0	0	0	--	--	--	--	--	--	--
Cory Stillman	C	2/6/95 v WIN	21-048	H	4-5	L	0	1	1	0	0	--	--	--	--	--	--	--

1993-94 (SAINT JOHN FLAMES)																		
							SKATER STATS							GOALIE STATS				
Name	Pos	Debut Date	Age	H/A	Score	W/L	G	A	P	PIM	+/-	SHFT	TOI	GW	GA	SA	SV	SV%
Jason Muzzatti	G	10/16/93 @ LA	23-255	A	4-8	L	--	--	--	--	--	--	60:00	--	8	27	35	0.771
Kevin Wortman	D	11/9/93 v LA	24-260	H	3-2	W	0	0	0	0	2	--	--	--	--	--	--	--
David Struch	C	1/5/94 @ NYR	22-328	A	4-1	W	0	0	0	0	0	--	--	--	--	--	--	--

1992-93 (SALT LAKE GOLDEN EAGLES)																		
							SKATER STATS							GOALIE STATS				
Name	Pos	Debut Date	Age	H/A	Score	W/L	G	A	P	PIM	+/-	SHFT	TOI	GW	GA	SA	SV	SV%
Andrei Trefilov	G	11/4/92 @ VAN	23-065	A	5-5	T	--	--	--	--	--	--	64:53	--	5	39	34	0.872
Shawn Heaphy	C	11/14/92 @ TBL	23-353	A	5-3	W	0	0	0	0	0	--	--	--	--	--	--	--

1991-92 (SALT LAKE GOLDEN EAGLES)																		
							SKATER STATS							GOALIE STATS				
Name	Pos	Debut Date	Age	H/A	Score	W/L	G	A	P	PIM	+/-	SHFT	TOI	GW	GA	SA	SV	SV%
Todd Harkins	C	11/25/91 v WIN	23-048	H	3-3	T	0	0	0	0	0	--	--	--	--	--	--	--
Darryl Olsen	D	12/14/91 v DET	25-068	H	3-4	OTL	0	0	0	0	-2	--	--	--	--	--	--	--
Scott Sharples	G	4/16/92 @ VAN	24-046	A	4-4	T	--	--	--	--	--	--	65:00	--	4	40	36	0.900

1990-91 (SALT LAKE GOLDEN EAGLES)																		
							SKATER STATS							GOALIE STATS				
Name	Pos	Debut Date	Age	H/A	Score	W/L	G	A	P	PIM	+/-	SHFT	TOI	GW	GA	SA	SV	SV%
Martin Simard	LW	12/9/90 @ EDM	24-167	A	3-2	W	0	0	0	17	0	--	--	--	--	--	--	--
Paul Kruse	LW	3/31/91 v LA	21-016	H	5-3	W	0	0	0	7	-1	--	--	--	--	--	--	--





# ALL-TIME NHL DEBUT LIST

## CONFIRMED DEBUTS (CONTINUED)

### 1989-90 (SALT LAKE GOLDEN EAGLES)

							SKATER STATS							GOALIE STATS				
Name	Pos	Debut Date	Age	H/A	Score	W/L	G	A	P	PIM	+/-	SHFT	TOI	GW	GA	SA	SV	SV%
Marc Bureau	C	1/5/90 v HAR	23-231	H	6-4	W	0	0	0	2	-1	--	--	--	--	--	--	--

### 1988-89 (SALT LAKE GOLDEN EAGLES)

							SKATER STATS							GOALIE STATS				
Name	Pos	Debut Date	Age	H/A	Score	W/L	G	A	P	PIM	+/-	SHFT	TOI	GW	GA	SA	SV	SV%
Stu Grimson	LW	11/9/88 @ BUF	23-173	A	2-3	L	0	0	0	5	0	--	--	--	--	--	--	--
Paul Ranheim	LW	12/29/88 v MTL	22-339	H	3-4	L	0	0	0	0	-1	--	--	--	--	--	--	--
Theoren Fleury	RW	1/3/89 v QUE	20-188	H	5-1	W	0	0	0	0	0	--	--	--	--	--	--	--
Rick Lessard	D	1/28/89 v CHI	21-019	H	5-4	W	0	0	0	0	-2	--	--	--	--	--	--	--
Dave Reiersen	D	2/18/89 v BOS	24-172	H	3-4	L	0	0	0	0	1	--	--	--	--	--	--	--
Ken Sabourin	D	3/18/89 @ LA	22-324	H	9-3	W	0	0	0	15	0	--	--	--	--	--	--	--

### 1987-88 (SALT LAKE GOLDEN EAGLES)

							SKATER STATS							GOALIE STATS				
Name	Pos	Debut Date	Age	H/A	Score	W/L	G	A	P	PIM	+/-	SHFT	TOI	GW	GA	SA	SV	SV%
Bob Bodak	LW	10/26/87 @ MTL	26-151	A	5-3	W	0	0	0	2	-1	--	--	--	--	--	--	--

### 1986-87 (MONCTON GOLDEN FLAMES)

							SKATER STATS							GOALIE STATS				
Name	Pos	Debut Date	Age	H/A	Score	W/L	G	A	P	PIM	+/-	SHFT	TOI	GW	GA	SA	SV	SV%
Gary Roberts	LW	11/11/86 v VAN	20-172	H	5-3	W	1	0	1	0	--	--	--	--	--	--	--	--
Doug Dadswell	G	1/22/87 @ NJ	22-349	A	5-7	L	--	--	--	--	--	--	60:00	--	7	24	31	0.774

### 1985-86 (MONCTON GOLDEN FLAMES)

							SKATER STATS							GOALIE STATS				
Name	Pos	Debut Date	Age	H/A	Score	W/L	G	A	P	PIM	+/-	SHFT	TOI	GW	GA	SA	SV	SV%
Dale DeGray	D	3/6/86 v NYR	22-184	H	2-5	L	0	0	0	0	--	--	--	--	--	--	--	--

### 1984-85 (MONCTON GOLDEN FLAMES) NO DEBUTS

### 1983-84 (COLORADO FLAMES)

							SKATER STATS							GOALIE STATS				
Name	Pos	Debut Date	Age	H/A	Score	W/L	G	A	P	PIM	+/-	SHFT	TOI	GW	GA	SA	SV	SV%
Colin Patterson	F	10/22/83 @ DET	23-164	A	1-4	L	0	0	0	0	--	--	--	--	--	--	--	--

### 1982-83 (COLORADO FLAMES)

							SKATER STATS							GOALIE STATS				
Name	Pos	Debut Date	Age	H/A	Score	W/L	G	A	P	PIM	+/-	SHFT	TOI	GW	GA	SA	SV	SV%
Tim Harrer	RW	2/22/83 v EDM	25-288	H	4-1	W	0	0	0	2	--	--	--	--	--	--	--	--

### 1981-82 (OKLAHOMA CITY STARS) NO DEBUTS

### 1980-81 (BIRMINGHAM BULLS) NO DEBUTS



# ALL-TIME CALL-UPS & NHL DEBUT FACT SHEET (MOST RECENT LISTED)

## ALL-TIME CALL-UPS/DEBUTS - TEAM

MOST TEAM CALL-UPS, SEASON: 17  
2013-14 ABBOTSFORD HEAT

LEAST TEAM CALL-UPS, SEASON: 2 (2X)  
1984-85 MONCTON GOLDEN FLAMES

MOST DEBUTS, SEASON: 7  
2013-14 ABBOTSFORD HEAT

LEAST DEBUTS, SEASON: 0 (6X)  
2009-10 ABBOTSFORD HEAT

MOST GAMES PLAYED BY CALL-UPS, SEASON: 331  
1999-00 SAINT JOHN FLAMES

LEAST GAMES PLAYED BY CALL-UPS: 51  
1994-95 SAINT JOHN FLAMES

## ALL-TIME DEBUTS - SKATER

YOUNGEST DEBUT: D OLIVER KYLINGTON  
18 YEARS, 326 DAYS

OLDEST DEBUT: F PAVEL TORGAYEV  
29 YEARS 273 DAYS

MOST GOALS IN DEBUT: 1 (8X)  
D PAT SIELOFF, 4/9/16 @ MIN

MOST ASSISTS IN DEBUT: 1 (9X)  
F TURNER ELSON, 4/9/16 @ MIN

MOST POINTS IN DEBUT: 2  
D MARK CUNDARI, 4/21/13 @ MIN

MOST PENALTY MINUTES IN DEBUT: 17  
F MARTIN SIMARD, 12/9/90 @ EDM

MOST TIME ON ICE IN DEBUT: 24 MINUTES 54 SECONDS  
D MARK CUNDARI, 4/21/13 @ MIN

GAME-WINNING GOAL IN DEBUT: 1 (3X)  
D PAT SIELOFF, 4/9/16 @ MIN

## ALL-TIME DEBUTS - GOALTENDER

YOUNGEST DEBUT: G MATT KEETLEY  
21 YEARS 192 DAYS

OLDEST DEBUT: G DWAYNE ROLOSON  
27 YEARS 32 DAYS

MOST SHOTS AGAINST IN DEBUT: 44  
G RETO BERRA, 11/3/13 @ CHI

MOST SAVES IN DEBUT: 42  
G RETO BERRA, 11/3/13 @ CHI

SHUTOUT IN DEBUT: NONE

MOST GOALS AGAINST IN DEBUT: 8  
G JASON MUZZATTI, 10/16/93 @ LA

TOTAL WIN-LOSS-TIE RECORD IN DEBUTS:  
2-4-5

MOST RECENT WIN IN DEBUT:  
G RETO BERRA, 11/3/13 @ CHI (3-2 FINAL)



# YEAR-BY-YEAR RECORD

YEAR	TEAM	LEAGUE	GP	W	L	T/ OTL/ SOL	POINTS	WIN %	GF	GA	GOAL DIFF	PIM	AVG. ATT.	RESULT	DIVISION RECORD	COACH
1980-81	Birmingham	CHL	58	17	37	4	38	0.328	204	277	-73	1593	n/a	<i>Out of Playoffs</i>	8 of 9 (League)*	John Brophy
1981-82	Oklahoma City	CHL	80	25	54	1	51	0.319	300	397	-97	1282	n/a	Lost in Round 1	4 of 5 (South Div)	Tom McVie
1982-83	Colorado	CHL	80	41	36	3	85	0.531	322	322	0	1711	n/a	Lost in Round 1	2 of 6 (League)	Pierre Page
1983-84	Colorado	CHL	76	48	25	3	99	0.651	343	287	56	1258	n/a	Lost in Round 1	1 of 5 (League)	Pierre Page
1984-85	Moncton	AHL	80	32	40	8	72	0.450	291	300	-9	1622	3638	<i>Out of Playoffs</i>	6 of 6 (Northern Div)	Pierre Page
1985-86	Moncton	AHL	80	34	34	12	80	0.500	294	307	-13	1826	3952	Lost in Round 1	2 of 6 (Northern Div)	Terry Crisp
1986-87	Moncton	AHL	80	43	31	6	92	0.575	338	315	23	1809	3537	Lost in Round 1	3 of 6 (Northern Div)	Terry Crisp
1987-88	Salt Lake	IHL	82	40	34	8	88	0.537	308	303	5	2572	n/a	<b>Won Championship</b>	2 of 4 (West Div)	Paul Baxter
1988-89	Salt Lake	IHL	82	56	22	4	116	0.707	369	294	75	2680	n/a	Lost in Finals	1 of 5 (West Div)	Paul Baxter
1989-90	Salt Lake	IHL	82	37	36	9	83	0.506	326	311	15	2662	n/a	Lost in Round 2	2 of 5 (West Div)	Bob Francis
1990-91	Salt Lake	IHL	83	50	28	5	105	0.633	353	296	57	2828	n/a	Lost in Round 1	2 of 6 (IHLW Div)	Bob Francis
1991-92	Salt Lake	IHL	82	33	40	9	75	0.457	252	304	-52	2591	6192	Lost in Round 1	4 of 5 (West Div)	Bob Francis
1992-93	Salt Lake	IHL	82	38	39	5	81	0.494	269	305	-36	2482	5520	<i>Out of Playoffs</i>	2 of 3 (Pacific Div)	Bob Francis
1993-94	Saint John	AHL	80	37	33	10	84	0.525	304	305	-1	2000	5205	Lost in Round 1	2 of 6 (Atlantic Div)	Bob Francis
1994-95	Saint John	AHL	80	27	40	13	67	0.419	250	286	-36	2343	5824	Lost in Round 1	4 of 5 (Atlantic Div)	Bob Francis
1995-96	Saint John	AHL	80	35	30	15	85	0.531	272	264	8	2511	5596	Lost in Round 3	2 of 5 (Atlantic Div)	Paul Baxter
1996-97	Saint John	AHL	80	28	36	16	72	0.450	237	269	-32	2256	5305	Lost in Round 1	2 of 4 (Atlantic Div)	Paul Baxter
1997-98	Saint John	AHL	80	43	24	13	99	0.619	231	201	30	2200	4806	Lost in Finals	1 of 4 (Atlantic Div)	Bill Stewart
1998-99	Saint John	AHL	80	31	40	9	71	0.444	238	296	-58	2217	4364	Lost in Round 2	4 of 5 (Atlantic Div)	Rick Vaive
1999-00	Saint John	AHL	80	32	32	16	80	0.500	267	283	-16	2257	4116	Lost in Round 1	2 of 4 (Atlantic Div)	Rick Vaive
2000-01	Saint John	AHL	80	44	24	12	100	0.625	269	210	59	1931	3763	<b>Won Championship</b>	1 of 4 (Atlantic Div)	Jim Playfair
2001-02	Saint John	AHL	80	29	34	17	75	0.469	182	202	-20	1347	5085	<i>Out of Playoffs</i>	5 of 5 (AHLCa Div)	Jim Playfair
2002-03	Saint John	AHL	80	32	41	7	71	0.444	203	223	-20	1704	3938	<i>Out of Playoffs</i>	4 of 4 (Canadian Div)	Playfair / Ron Wilson
2003-04	Lowell	AHL	80	32	36	12	76	0.475	208	242	-34	1319	4029	<i>Out of Playoffs</i>	6 of 7 (Atlantic Div)	Ron Smith
2004-05	Lowell	AHL	80	47	27	6	100	0.625	242	190	52	1946	4001	Lost in Round 2	3 of 7 (Atlantic Div)	Tom Rowe
2005-06	Omaha	AHL	80	35	31	14	84	0.525	206	221	-15	1801	3271	<i>Out of Playoffs</i>	6 of 7 (West Div)	Ryan McGill
2006-07	Omaha	AHL	80	49	25	6	104	0.650	214	189	25	1600	3543	Lost in Round 1	1 of 7 (West Div)	Ryan McGill
2007-08	Quad City	AHL	80	38	32	10	86	0.538	203	214	-11	1581	3523	<i>Out of Playoffs</i>	6 of 8 (West Div)	Ryan McGill
2008-09	Quad City	AHL	80	36	31	13	85	0.531	212	216	-4	1417	3035	<i>Out of Playoffs</i>	5 of 8 (West Div)	Ryan McGill
2009-10	Abbotsford	AHL	80	39	29	12	90	0.563	217	231	-14	1796	3897	Lost in Round 2	3 of 7 (North Div)	Jim Playfair
2010-11	Abbotsford	AHL	80	38	32	10	86	0.538	186	212	-26	1294	3807	<i>Out of Playoffs</i>	4 of 7 (North Div)	Jim Playfair
2011-12	Abbotsford	AHL	76	42	26	8	92	0.605	200	201	-1	1251	3545	Lost in Round 2	2 of 5 (West Div)	Troy Ward
2012-13	Abbotsford	AHL	76	34	32	10	78	0.513	171	198	-27	1070	3778	<i>Out of Playoffs</i>	4 of 5 (North Div)	Troy Ward
2013-14	Abbotsford	AHL	76	43	25	8	94	0.618	237	215	22	966	3007	Lost in Round 1	2 of 5 (West Div)	Troy Ward
2014-15	Adirondack	AHL	76	35	33	8	78	0.513	233	240	-7	1396	3642	<i>Out of Playoffs</i>	4 of 5 (North Div)	Ryan Huska
2015-16	Stockton	AHL	68	32	32	4	68	0.500	194	224	-30	1055	4647	<i>Out of Playoffs</i>	6 of 7 (Pacific Div)	Ryan Huska



# ALL-TIME COACHING RECORD

COACH	GP	W	L	T/ OTL/ SOL	WIN %	BEST RESULT	# OF YEARS	LEAGUE	TEAM	TEAM
Bob Francis	489	222	216	51	0.506	Lost in Round 2 (1989-90)	6	IHL, AHL	Saint John	Salt Lake
Jim Playfair	352	160	138	54	0.531	Won Championship ( 2000-01)	5	AHL	Abbotsford	Saint John
Paul Baxter	324	159	122	43	0.557	Won Championship (1987-88)	4	IHL, AHL	Saint John	Salt Lake
Ryan McGill	320	158	119	43	0.561	Lost in Round 1 (2006-07)	4	AHL	Quad City	Omaha
Pierre Page	236	121	101	14	0.542	Lost in Round 1 (82-83, 83-84)	3	CHL, AHL	Moncton	Colorado
Troy Ward	228	119	83	26	0.579	Lost in Round 2 (2011-12)	3	AHL	Abbotsford	
Rick Vaive	160	63	72	25	0.472	Lost in Round 2 (1998-99)	2	AHL	Saint John	
Terry Crisp	160	77	65	18	0.538	Lost in Round 1 (85-86, 86-87)	2	AHL	Moncton	
<b>Ryan Huska</b>	<b>144</b>	<b>67</b>	<b>65</b>	<b>12</b>	<b>0.507</b>	<b>Out of Playoffs</b>	<b>2</b>	<b>AHL</b>	<b>Adirondack</b>	<b>Stockton</b>
Bill Stewart	80	43	24	13	0.619	Lost in Finals	1	AHL	Saint John	
Ron Smith	80	32	36	12	0.475	Out of Playoffs	1	AHL	Lowell	
Tom McVie	80	25	54	1	0.319	Lost in Round 1	1	CHL	Oklahoma City	
Tom Rowe	80	47	27	6	0.625	Lost in Round 2	1	AHL	Lowell	
John Brophy	58	17	37	4	0.328	Out of Playoffs	1	CHL	Birmingham	
Ron Wilson	48	22	22	4	0.500	Out of Playoffs	1	AHL	Saint John	



# YEAR-BY-YEAR LEADERS SKATERS

STOCKTON (2015-16)				
CATEGORY	LEADER(S)	STAT	SECOND	STAT
GOALS	Derek Grant	27	Kenny Agostino	23
ASSISTS	Kenny Agostino	34	Drew Shore	28
POINTS	Kenny Agostino	57	Derek Grant	45
PENALTY MINUTES	Dustin Stevenson	104	Hunter Smith	90

ADIRONDACK (2014-15)				
CATEGORY	LEADER(S)	STAT	SECOND	STAT
GOALS	David Wolf	20	Emile Poirier & Garnet Hathaway	19
ASSISTS	Kenneth Agostino	28	Max Reinhart	24
POINTS	Kenneth Agostino	43	Emile Poirier	42
PENALTY MINUTES	David Wolf	168	Mathieu Tousignant	136

ABBOTSFORD (2013-14)				
CATEGORY	LEADER(S)	STAT	SECOND	STAT
GOALS	Ben Street	28	Markus Granlund	25
ASSISTS	Max Reinhart	42	Chad Billins & Ben Street	32
POINTS	Max Reinhart	63	Ben Street	60
PENALTY MINUTES	Josh Jooris	67	Shane O'Brien	58

ABBOTSFORD (2012-13)				
CATEGORY	LEADER(S)	STAT	SECOND	STAT
GOALS	Krys Kolanos	18	Roman Horak	16
ASSISTS	Ben Walter	34	Krys Kolanos & Ben Street	22
POINTS	Ben Walter	49	Krys Kolanos	40
PENALTY MINUTES	Zack McKelvie	112	Akim Aliu	111

ABBOTSFORD (2011-12)				
CATEGORY	LEADER(S)	STAT	SECOND	STAT
GOALS	Krys Kolanos	30	Ben Walter	19
ASSISTS	Ben Walter	40	Krys Kolanos	31
POINTS	Krys Kolanos	61	Ben Walter	59
PENALTY MINUTES	Pierre-Luc Letourneau-Leblond	167	Guillaume Desbiens	114



# YEAR-BY-YEAR LEADERS SKATERS (CONTINUED)

ABBOTSFORD (2010-11)				
CATEGORY	LEADER(S)	STAT	SECOND	STAT
GOALS	Matt Keith	20	Cam Cunning & Greg Nemisz	14
ASSISTS	T. J. Brodie	29	Jon Rheault	22
POINTS	Matt Keith	35	TJ. Brodie & Jon Rheault	34
PENALTY MINUTES	Matt Pelech	198	John Armstrong	91

ABBOTSFORD (2009-10)				
CATEGORY	LEADER(S)	STAT	SECOND	STAT
GOALS	Jason Jaffray	25	Cam Cunning	19
ASSISTS	Jason Jaffray	29	David Van Der Gulik	40
POINTS	Jason Jaffray	54	David Van Der Gulik	40
PENALTY MINUTES	J.D. Watt	267	Garth Murray	169

QUAD CITY (2008-09)				
CATEGORY	LEADER(S)	STAT	SECOND	STAT
GOALS	Kyle Greentree	39	Kris Chucko	28
ASSISTS	Carsen Germyn	47	Anders Eriksson	45
POINTS	Kyle Greentree	76	Carsen Germyn	60
PENALTY MINUTES	Pete Vandermeer	185	J.D. Watt	146

QUAD CITY (2007-08)				
CATEGORY	LEADER(S)	STAT	SECOND	STAT
GOALS	Grant Stevenson & Krys Kolanos	30	Carsen Germyn & David Van Der Gulik	19
ASSISTS	Grant Stevenson	43	Krys Kolanos	33
POINTS	Grant Stevenson	73	Krys Kolanos	63
PENALTY MINUTES	Brandon Prust	248	Matt Pelech	141

OMAHA (2006-07)				
CATEGORY	LEADER(S)	STAT	SECOND	STAT
GOALS	Carsen Germyn	28	Dustin Boyd	27
ASSISTS	Andrei Taratukhin	43	Dustin Boyd	33
POINTS	Andrei Taratukhin & Carsen Germyn & Dustin Boyd	60	David Van Der Gulik	43
PENALTY MINUTES	Brandon Prust	211	Brad Ference	210



# YEAR-BY-YEAR LEADERS SKATERS (CONTINUED)

<b>OMAHA (2005-06)</b>				
<b>CATEGORY</b>	<b>LEADER(S)</b>	<b>STAT</b>	<b>SECOND</b>	<b>STAT</b>
<b>GOALS</b>	Carsen Germyn	24	David Moss	21
<b>ASSISTS</b>	Mark Giordano	42	Carsen Germyn	31
<b>POINTS</b>	Mark Giordano	58	Carsen Germyn	55
<b>PENALTY MINUTES</b>	Brandon Prust	294	Cam Severson	146

<b>LOWELL (2004-05) - SHARED AFFILIATE WITH CAROLINA HURRICANES</b>				
<b>CATEGORY</b>	<b>LEADER(S)</b>	<b>STAT</b>	<b>SECOND</b>	<b>STAT</b>
<b>GOALS</b>	Chuck Kobasew	38	Mike Zigomanis (CAR)	29
<b>ASSISTS</b>	Eric Staal (CAR)	51	Chuck Kobasew & Colin Forbes	37
<b>POINTS</b>	Eric Staal (CAR)	77	Chuck Kobasew	75
<b>PENALTY MINUTES</b>	Gordie Dwyer	183	Mike Commodore	175

<b>LOWELL (2003-04) - SHARED AFFILIATE WITH CAROLINA HURRICANES</b>				
<b>CATEGORY</b>	<b>LEADER(S)</b>	<b>STAT</b>	<b>SECOND</b>	<b>STAT</b>
<b>GOALS</b>	Martin Sonnenberg	20	Pavel Brendl & Brett Lysak & Mike Zigomanis (All CAR)	17
<b>ASSISTS</b>	Mike Zigomanis (CAR)	35	Matt Davidson	28
<b>POINTS</b>	Mike Zigomanis (CAR)	52	Martin Sonnenberg & Matt Davidson	42
<b>PENALTY MINUTES</b>	Joey Tetarenko (CAR)	167	Brett Lysak (CAR)	104

<b>SAINT JOHN (2002-03)</b>				
<b>CATEGORY</b>	<b>LEADER(S)</b>	<b>STAT</b>	<b>SECOND</b>	<b>STAT</b>
<b>GOALS</b>	Robert Dome	27	Matthew Lombardi	25
<b>ASSISTS</b>	Jason Morgan	40	Robert Dome	29
<b>POINTS</b>	Robert Dome	56	Jason Morgan	53
<b>PENALTY MINUTES</b>	Darcy Verot	299	Jan Vodrazka	169

<b>SAINT JOHN (2001-02)</b>				
<b>CATEGORY</b>	<b>LEADER(S)</b>	<b>STAT</b>	<b>SECOND</b>	<b>STAT</b>
<b>GOALS</b>	Jason Botterill & Ryan Christie	21	Blair Betts	20
<b>ASSISTS</b>	Micki DuPont	33	Blair Betts	29
<b>POINTS</b>	Blair Betts	49	Jason Botterill	42
<b>PENALTY MINUTES</b>	Jason Botterill	121	Steve Montador	107



# YEAR-BY-YEAR LEADERS SKATERS (CONTINUED)

SAINT JOHN (2000-01)				
CATEGORY	LEADER(S)	STAT	SECOND	STAT
GOALS	David Roche	32	Marty Murray	24
ASSISTS	Marty Murray	52	Derrick Walser & Benoit Gratton	36
POINTS	Marty Murray	76	David Roche	58
PENALTY MINUTES	David Roche	179	Doug Doull	167

SAINT JOHN (1999-00)				
CATEGORY	LEADER(S)	STAT	SECOND	STAT
GOALS	Rico Fata	29	Daniel Tkaczuk	25
ASSISTS	Benoit Gratton	49	Daniel Tkaczuk	41
POINTS	Benoit Gratton & Daniel Tkaczuk	66	Rico Fata	58
PENALTY MINUTES	Matt O'Dette	177	Benoit Gratton	137

SAINT JOHN (1998-99)				
CATEGORY	LEADER(S)	STAT	SECOND	STAT
GOALS	Marty St. Louis	28	Hnat Domenichelli	25
ASSISTS	Travis Brigley	35	Marty St. Louis	34
POINTS	Marty St. Louis	62	Sergei Varlamov	57
PENALTY MINUTES	Eric Landry (1975)	158	Steve Begin	156

SAINT JOHN (1997-98)				
CATEGORY	LEADER(S)	STAT	SECOND	STAT
GOALS	Hnat Domenichelli	33	Ladislav Kohn	25
ASSISTS	Ladislav Kohn	31	Jim Dowd & Marty Murray	30
POINTS	Ladislav Kohn	56	Hnat Domenichelli	46
PENALTY MINUTES	Eric Landry (1975)	194	Ryan Bast & Rocky Thompson	187

SAINT JOHN (1996-97)				
CATEGORY	LEADER(S)	STAT	SECOND	STAT
GOALS	Jarrold Skalde	32	Ladislav Kohn	28
ASSISTS	Marty Murray	39	Jarrold Skalde	36
POINTS	Jarrold Skalde	68	Marty Murray	58
PENALTY MINUTES	Paxton Schulte	274	Sami Helenius	218





# YEAR-BY-YEAR LEADERS SKATERS (CONTINUED)

SAINT JOHN (1995-96)				
CATEGORY	LEADER(S)	STAT	SECOND	STAT
GOALS	Ladislav Kohn	28	Jarrold Skalde	27
ASSISTS	Ladislav Kohn	45	Jarrold Skalde	40
POINTS	Ladislav Kohn	73	Jarrold Skalde	67
PENALTY MINUTES	Todd Simpson	277	Sami Helenius	231

SAINT JOHN (1994-95)				
CATEGORY	LEADER(S)	STAT	SECOND	STAT
GOALS	Mark Greig	31	Cory Stillman	28
ASSISTS	Cory Stillman	53	Mark Greig	50
POINTS	Cory Stillman & Mark Greig	81	Neil Eisenhunt	55
PENALTY MINUTES	Barry Nieckar	491	Todd Simpson	321

SAINT JOHN (1993-94)				
CATEGORY	LEADER(S)	STAT	SECOND	STAT
GOALS	Cory Stillman	35	Mark Freer	33
ASSISTS	Mark Freer	53	Cory Stillman	48
POINTS	Mark Freer	86	Cory Stillman	83
PENALTY MINUTES	Mike Stevens	239	Alex Nikolic	285

SALT LAKE (1992-93)				
CATEGORY	LEADER(S)	STAT	SECOND	STAT
GOALS	Patrick Lebeau	40	Tomas Forslund	31
ASSISTS	Patrick Lebeau	60	Kevin Wortman	50
POINTS	Patrick Lebeau	100	Rich Chernomaz	74
PENALTY MINUTES	Todd Gillingham	267	Kerry Clark	255

SALT LAKE (1991-92)				
CATEGORY	LEADER(S)	STAT	SECOND	STAT
GOALS	Shawn Heaphy	41	Todd Harkins	32
ASSISTS	Rich Chernomaz	40	Shawn Heaphy	36
POINTS	Shawn Heaphy	77	Todd Harkins	62
PENALTY MINUTES	Darren Banks	303	Paul Kruse	267



# YEAR-BY-YEAR LEADERS SKATERS (CONTINUED)

SALT LAKE (1990-91)				
CATEGORY	LEADER(S)	STAT	SECOND	STAT
GOALS	Marc Bureau	40	Rich Chernomaz	39
ASSISTS	Rich Chernomaz	58	Scott McCrady	49
POINTS	Rich Chernomaz	97	Marc Bureau	88
PENALTY MINUTES	Kerry Clark	372	Paul Kruse	313

SALT LAKE (1989-90)				
CATEGORY	LEADER(S)	STAT	SECOND	STAT
GOALS	Tim Sweeney	46	Marc Bureau	43
ASSISTS	Tim Sweeney	51	Darryl Olsen	50
POINTS	Tim Sweeney	97	Marc Bureau	91
PENALTY MINUTES	Rick Hayward	419	Ken Sabourin	336

SALT LAKE (1988-89)				
CATEGORY	LEADER(S)	STAT	SECOND	STAT
GOALS	Paul Ranheim	68	Peter Lappin	48
ASSISTS	Rich Chernomaz	68	Randy Bucyk	59
POINTS	Rich Chernomaz	101	Paul Ranheim	97
PENALTY MINUTES	Stu Grimson	397	Rick Hayward	313

SALT LAKE (1987-88)				
CATEGORY	LEADER(S)	STAT	SECOND	STAT
GOALS	Rich Chernomaz	48	Randy Bucyk	37
ASSISTS	Rich Chernomaz	47	Randy Bucyk	45
POINTS	Rich Chernomaz	95	Randy Bucyk	82
PENALTY MINUTES	Martin Simard	281	Stu Grimson	268

MONCTON (1986-87) - SHARED AFFILIATE WITH BOSTON BRUINS				
CATEGORY	LEADER(S)	STAT	SECOND	STAT
GOALS	Brett Hull	50	Bob Sweeney (BOS)	29
ASSISTS	Doug Kostynski (BOS)	45	Brett Hull	42
POINTS	Brett Hull	92	Randy Burrige (BOS)	67
PENALTY MINUTES	Peter Bakovic	280	Darwin McCutcheon	187



# YEAR-BY-YEAR LEADERS SKATERS (CONTINUED)

<b>MONCTON (1985-86) - SHARED AFFILIATE WITH BOSTON BRUINS</b>				
<b>CATEGORY</b>	<b>LEADER(S)</b>	<b>STAT</b>	<b>SECOND</b>	<b>STAT</b>
<b>GOALS</b>	Bob Bodak	27	Mark Lamb & Benoit Doucet & Yves Courteau	26
<b>ASSISTS</b>	Mark Lamb	50	Brian Bradley	42
<b>POINTS</b>	Mark Lamb	76	Brian Bradley	65
<b>PENALTY MINUTES</b>	Peter Bakovic	349	Peter Dineen	136

<b>MONCTON (1984-85)</b>				
<b>CATEGORY</b>	<b>LEADER(S)</b>	<b>STAT</b>	<b>SECOND</b>	<b>STAT</b>
<b>GOALS</b>	Bruce Eakin	35	Gino Cavallini	29
<b>ASSISTS</b>	Pierre Rioux	66	Mark Lamb	49
<b>POINTS</b>	Pierre Rioux	91	Bruce Eakin	83
<b>PENALTY MINUTES</b>	Ed Kastelic	187	Keith Hanson	145

<b>COLORADO (1983-84)</b>				
<b>CATEGORY</b>	<b>LEADER(S)</b>	<b>STAT</b>	<b>SECOND</b>	<b>STAT</b>
<b>GOALS</b>	Pierre Rioux & Dan Bolduc	37	Bruce Eakin	33
<b>ASSISTS</b>	Bruce Eakin	69	Bob Francis	50
<b>POINTS</b>	Bruce Eakin	102	Pierre Rioux	83
<b>PENALTY MINUTES</b>	Jeff Brubaker	218	Neil Sheehy	151

<b>COLORADO (1982-83)</b>				
<b>CATEGORY</b>	<b>LEADER(S)</b>	<b>STAT</b>	<b>SECOND</b>	<b>STAT</b>
<b>GOALS</b>	Tim Harrer	33	Dan Bolduc	27
<b>ASSISTS</b>	Bruce Eakin	46	Dan Bolduc	45
<b>POINTS</b>	Dan Bolduc	72	Bruce Eakin	70
<b>PENALTY MINUTES</b>	Randy Turnbull	292	Tim Hunter	225

<b>OKLAHOMA CITY (1981-82)</b>				
<b>CATEGORY</b>	<b>LEADER(S)</b>	<b>STAT</b>	<b>SECOND</b>	<b>STAT</b>
<b>GOALS</b>	Bob Francis	48	Tim Harrer	29
<b>ASSISTS</b>	Bob Francis	66	Alex McKendry	59
<b>POINTS</b>	Bob Francis	114	Alex McKendry	86
<b>PENALTY MINUTES</b>	Tim Hunter	222	Alex McKendry	163



# YEAR-BY-YEAR LEADERS SKATERS (CONTINUED)

BIRMINGHAM (1980-81)				
CATEGORY	LEADER(S)	STAT	SECOND	STAT
GOALS	Bob Gould	25	John Stewart	22
ASSISTS	Mike Dwyer	34	John Stewart	33
POINTS	John Stewart	55	Mike Dwyer	50
PENALTY MINUTES	Tim Hunter	236	Gary Rissling	161



# YEAR-BY-YEAR LEADERS

## DEFENSEMAN (CONTINUED)

STOCKTON (2015-16)				
CATEGORY	LEADER(S)	STAT	SECOND	STAT
GOALS	Oliver Kylington	5	Aaron Johnson & Brett Kulak & Kenney Morrison	3
ASSISTS	Aaron Johnson	15	Brett Kulak	14
POINTS	Aaron Johnson	18	Brett Kulak	17
PENALTY MINUTES	Dustin Stevenson	104	Pat Sieloff	54

ADIRONDACK (2014-15)				
CATEGORY	LEADER(S)	STAT	SECOND	STAT
GOALS	Mark Cundari	7	Sena Acolatse	6
ASSISTS	Mark Cundari & Tyler Wotherspoon	22	Ryan Culkin	17
POINTS	Mark Cundari	29	Tyler Wotherspoon	24
PENALTY MINUTES	Dustin Stevenson	94	John Ramage	81

ABBOTSFORD (2013-14)				
CATEGORY	LEADER(S)	STAT	SECOND	STAT
GOALS	Chad Billins	10	Derek Smith	7
ASSISTS	Chad Billins	32	Derek Smith	17
POINTS	Chad Billins	42	Derek Smith	24
PENALTY MINUTES	Shane O'Brien	58	John Ramage	46

ABBOTSFORD (2012-13)				
CATEGORY	LEADER(S)	STAT	SECOND	STAT
GOALS	Christopher Breen	3	Steve McCarthy & Joe Piskula & Brady Lamb & Mike Matczak	2
ASSISTS	T.J. Brodie	19	Joe Callahan	10
POINTS	T.J. Brodie	20	Steve McCarthy & Joe Piskula & Joe Callahan	10
PENALTY MINUTES	Zach McKelvie*	112	Christopher Breen	55

ABBOTSFORD (2011-12)				
CATEGORY	LEADER(S)	STAT	SECOND	STAT
GOALS	Clay Wilson	16	Brendan Mikkelson & Joe Piskula & Nick Tuzzolino	3
ASSISTS	Clay Wilson	27	Brian Connely & Joe Piskula	15
POINTS	Clay Wilson	43	Joe Piskula	18
PENALTY MINUTES	Jordan Henry	87	Joe Piskula	48



# YEAR-BY-YEAR LEADERS

## DEFENSEMAN (CONTINUED)

ABBOTSFORD (2010-11)				
CATEGORY	LEADER(S)	STAT	SECOND	STAT
GOALS	T.J. Brodie	5	Keith Seabrook & Christopher Breen	4
ASSISTS	T.J. Brodie	29	Keith Seabrook	16
POINTS	T.J. Brodie	34	Keith Seabrook	20
PENALTY MINUTES	Joe Piskula	73	Gord Baldwin	58

ABBOTSFORD (2009-10)				
CATEGORY	LEADER(S)	STAT	SECOND	STAT
GOALS	Keith Seabrook	10	Staffan Kronwall & John Negrin	5
ASSISTS	Staffan Kronwall	23	Gord Baldwin	20
POINTS	Keith Seabrook & Steffan Kronwall	28	Gord Baldwin	24
PENALTY MINUTES	Gord Baldwin	84	Keith Seabrook	53

QUAD CITY (2008-09)				
CATEGORY	LEADER(S)	STAT	SECOND	STAT
GOALS	Brett Palin	5	Ryan Wilson & Anders Eriksson	4
ASSISTS	Anders Eriksson	45	Ryan Wilson	16
POINTS	Anders Eriksson	49	Ryan Wilson	20
PENALTY MINUTES	Brad Brown	96	Anders Eriksson	60

QUAD CITY (2007-08)				
CATEGORY	LEADER(S)	STAT	SECOND	STAT
GOALS	Adam Pardy	5	Tim Ramholt & Tim Hambly	4
ASSISTS	Tim Hambly	26	Tim Ramholt	20
POINTS	Tim Hambly	30	Tim Ramholt	24
PENALTY MINUTES	Tim Ramholt	73	Brett Palin	68

OMAHA (2006-07)				
CATEGORY	LEADER(S)	STAT	SECOND	STAT
GOALS	Rickie Regehr	5	Chris Lee	4
ASSISTS	Brad Ference	23	Tim Hambly	15
POINTS	Brad Ference	26	Tim Hambly	18
PENALTY MINUTES	Brad Ference	210	Brett Palin	71



# YEAR-BY-YEAR LEADERS

## DEFENSEMAN (CONTINUED)

OMAHA (2005-06)				
CATEGORY	LEADER(S)	STAT	SECOND	STAT
GOALS	Mark Giordano	16	Richie Regehr	7
ASSISTS	Mark Giordano*	42	Richie Regehr	23
POINTS	Mark Giordano*	58	Richie Regehr	30
PENALTY MINUTES	Mark Giordano	141	Steve Bancroft	114

LOWELL (2004-05) - SHARED AFFILIATE WITH CAROLINA HURRICANES				
CATEGORY	LEADER(S)	STAT	SECOND	STAT
GOALS	Richie Regehr	9	Allan Rourke (CAR)	7
ASSISTS	Mike Commodore	29	Richie Regehr	16
POINTS	Mike Commodore	35	Richie Regehr	25
PENALTY MINUTES	Mike Commodore	175	Danny Richmond (CAR)	139

LOWELL (2003-04) - SHARED AFFILIATE WITH CAROLINA HURRICANES				
CATEGORY	LEADER(S)	STAT	SECOND	STAT
GOALS	Brad Fast (CAR)	10	Tomas Malec (CAR)	7
ASSISTS	Brad Fast (CAR)	25	Tomas Malec (CAR)	13
POINTS	Brad Fast (CAR)	35	Tomas Malec (CAR)	20
PENALTY MINUTES	Tomas Malec (CAR)	101	Mike Commodore	75

SAINT JOHN (2002-03)				
CATEGORY	LEADER(S)	STAT	SECOND	STAT
GOALS	Micki DuPont	12	Mike Mottau	5
ASSISTS	Micki DuPont	21	Mike Martin	18
POINTS	Micki DuPont	33	Mike Martin	20
PENALTY MINUTES	Jan Vodrazka	169	Jayme Filipowicz	106

SAINT JOHN (2001-02)				
CATEGORY	LEADER(S)	STAT	SECOND	STAT
GOALS	Steve Montador	9	Micki DuPont	7
ASSISTS	Micki DuPont	33	Alan Letang	24
POINTS	Micki DuPont	40	Alan Letang	28
PENALTY MINUTES	Steve Montador	107	Jeffrey Sullivan	96



# YEAR-BY-YEAR LEADERS

## DEFENSEMAN (CONTINUED)

SAINT JOHN (2000-01)				
CATEGORY	LEADER(S)	STAT	SECOND	STAT
GOALS	Derrick Walser	19	Darrel Scoville	15
ASSISTS	Derrick Walser	36	Darrel Scoville	32
POINTS	Derrick Walser	55	Darrel Scoville	47
PENALTY MINUTES	Darrel Scoville	125	Steve Montador	95

SAINT JOHN (1999-00)				
CATEGORY	LEADER(S)	STAT	SECOND	STAT
GOALS	Darrel Scoville	11	Chris St. Croix	5
ASSISTS	Lee Sorochan	37	Darrel Scoville	25
POINTS	Lee Sorochan	41	Darrel Scoville	36
PENALTY MINUTES	Matt O'Dette*	177	Lee Sorochan	124

SAINT JOHN (1998-99)				
CATEGORY	LEADER(S)	STAT	SECOND	STAT
GOALS	David Cooper	18	Eric Charron	10
ASSISTS	Chris O'Sullivan	29	David Cooper	24
POINTS	David Cooper	42	Chris O'Sullivan	36
PENALTY MINUTES	Eric Charron	148	David Cooper	121

SAINT JOHN (1997-98)				
CATEGORY	LEADER(S)	STAT	SECOND	STAT
GOALS	Eric Charron	8	Denis Gauthier & Keith McCambridge & Chris O'Sullivan	4
ASSISTS	Denis Gauthier & Eric Charron	20	Chris O'Sullivan	10
POINTS	Eric Charron	28	Denis Gauthier	24
PENALTY MINUTES	Ryan Bast	187	Sami Helenius	185

SAINT JOHN (1996-97)				
CATEGORY	LEADER(S)	STAT	SECOND	STAT
GOALS	Marc Hussey	6	Sami Helenius	5
ASSISTS	Denis Gauthier	28	Marc Hussey	24
POINTS	Denis Gauthier	31	Marc Hussey	24
PENALTY MINUTES	Sami Helenius	218	Jamie Allison	139





# YEAR-BY-YEAR LEADERS DEFENSEMAN (CONTINUED)

SAINT JOHN (1995-96)				
CATEGORY	LEADER(S)	STAT	SECOND	STAT
GOALS	Marc Hussey	10	Joel Bouchard	8
ASSISTS	Joel Bouchard	25	Marc Hussey	21
POINTS	Joel Bouchard	33	Marc Hussey	31
PENALTY MINUTES	Todd Simpson*	277	Sami Helenius	231

SAINT JOHN (1994-95)				
CATEGORY	LEADER(S)	STAT	SECOND	STAT
GOALS	Len Esau	13	Bobby Marshall	7
ASSISTS	Francois Groleau	34	Len Esau	27
POINTS	Len Esau & Francois Groleau	40	Joel Bouchard & Bobby Marshall	31
PENALTY MINUTES	Todd Simpson	321	Sami Helenius	217

SAINT JOHN (1993-94)				
CATEGORY	LEADER(S)	STAT	SECOND	STAT
GOALS	Kevin Wortman	17	Len Esau	12
ASSISTS	Len Esau	36	Kevin Wortman	32
POINTS	Kevin Wortman	49	Len Esau	48
PENALTY MINUTES	Brad Miller	174	Len Esau	129

SALT LAKE (1992-93)				
CATEGORY	LEADER(S)	STAT	SECOND	STAT
GOALS	Kevin Wortman	17	Paul Holden	5
ASSISTS	Kevin Wortman	50	Kris Miller	21
POINTS	Kevin Wortman	63	Kris Miller	25
PENALTY MINUTES	Ken Sabourin	140	Paul Holden	86

SALT LAKE (1991-92)				
CATEGORY	LEADER(S)	STAT	SECOND	STAT
GOALS	Kevin Wortman	12	Darryl Olsen & Kevin Grant	7
ASSISTS	Kevin Wortman	34	Darryl Olsen	33
POINTS	Kevin Wortman	46	Darryl Olsen	40
PENALTY MINUTES	Kevan Melrose	187	Kevin Grant	181



# YEAR-BY-YEAR LEADERS

## DEFENSEMAN (CONTINUED)

<b>SALT LAKE (1990-91)</b>				
<b>CATEGORY</b>	<b>LEADER(S)</b>	<b>STAT</b>	<b>SECOND</b>	<b>STAT</b>
<b>GOALS</b>	Darryl Olsen	15	Rick Lessard	8
<b>ASSISTS</b>	Scott McCrady	49	Darryl Olsen	40
<b>POINTS</b>	Darryl Olsen	55	Scott McCrady	53
<b>PENALTY MINUTES</b>	Rick Lessard	272	Kevin Grant	200

<b>SALT LAKE (1989-90)</b>				
<b>CATEGORY</b>	<b>LEADER(S)</b>	<b>STAT</b>	<b>SECOND</b>	<b>STAT</b>
<b>GOALS</b>	Brian Glynn	17	Darryl Olsen	16
<b>ASSISTS</b>	Darryl Olsen	50	Brian Glynn	44
<b>POINTS</b>	Darryl Olsen	66	Brian Glynn	61
<b>PENALTY MINUTES</b>	Rick Hayward*	419	Ken Sabourin	336

<b>SALT LAKE (1988-89)</b>				
<b>CATEGORY</b>	<b>LEADER(S)</b>	<b>STAT</b>	<b>SECOND</b>	<b>STAT</b>
<b>GOALS</b>	Rick Lessard	10	Jim Leavins	8
<b>ASSISTS</b>	Dave Reierson	46	Rick Lessard	42
<b>POINTS</b>	Dave Reierson	53	Rick Lessard	52
<b>PENALTY MINUTES</b>	Rick Hayward	313	Rick Lessard	239

<b>SALT LAKE (1987-88)</b>				
<b>CATEGORY</b>	<b>LEADER(S)</b>	<b>STAT</b>	<b>SECOND</b>	<b>STAT</b>
<b>GOALS</b>	Jim Leavins	12	Doug Clarke	11
<b>ASSISTS</b>	Jim Leavins	45	Kevan Guy	30
<b>POINTS</b>	Jim Leavins	57	Doug Clarke	37
<b>PENALTY MINUTES</b>	Ken Sabourin	186	Darwin McCutcheon	150

<b>MONCTON (1986-87) - SHARED AFFILIATE WITH BOSTON BRUINS</b>				
<b>CATEGORY</b>	<b>LEADER(S)</b>	<b>STAT</b>	<b>SECOND</b>	<b>STAT</b>
<b>GOALS</b>	Wade Campbell (BOS)	12	Dale DeGray	10
<b>ASSISTS</b>	Wade Campbell (BOS)	23	Dale DeGray	22
<b>POINTS</b>	Wade Campbell (BOS)	35	Dale DeGray	32
<b>PENALTY MINUTES</b>	Darwin McCutcheon	187	Ken Sabourin	166



# YEAR-BY-YEAR LEADERS

## DEFENSEMAN (CONTINUED)

MONCTON (1985-86) - SHARED AFFILIATE WITH BOSTON BRUINS				
CATEGORY	LEADER(S)	STAT	SECOND	STAT
GOALS	Mark Lamb	26	Dale DeGray	10
ASSISTS	Mark Lamb*	50	Dale DeGray	31
POINTS	Mark Lamb*	76	Dale DeGray	41
PENALTY MINUTES	Peter Dineen	136	Dale DeGray	128

MONCTON (1984-85)				
CATEGORY	LEADER(S)	STAT	SECOND	STAT
GOALS	Dale DeGray	24	Mark Lamb	23
ASSISTS	Mark Lamb	49	Dale DeGray	37
POINTS	Mark Lamb	72	Dale DeGray	61
PENALTY MINUTES	Keith Hanson	145	Neil Sheehy	101

COLORADO (1983-84)				
CATEGORY	LEADER(S)	STAT	SECOND	STAT
GOALS	Dale DeGray	16	Charlie Bourgeois	12
ASSISTS	Charlie Bourgeois	32	Pat Ribble	27
POINTS	Charlie Bourgeois	44	Pat Ribble	31
PENALTY MINUTES	Neil Sheehy	151	Charlie Bourgeois	133

COLORADO (1982-83)				
CATEGORY	LEADER(S)	STAT	SECOND	STAT
GOALS	Gord Wappel & Charlie Bourgeois	10	Tony Curtale	7
ASSISTS	Gord Wappel & Charlie Bourgeois	34	Tony Curtale	22
POINTS	Gord Wappel & Charlie Bourgeois	44	Tony Curtale	29
PENALTY MINUTES	Randy Turnbull*	292	Howard Walker	172

OKLAHOMA CITY (1981-82)				
CATEGORY	LEADER(S)	STAT	SECOND	STAT
GOALS	Rick Vasko	9	Gord Wappel	6
ASSISTS	Rick Vasko	32	Gord Wappel & Ralph Andreesen	13
POINTS	Rick Vasko	41	Kari Eloranta	30
PENALTY MINUTES	Rick Vasko	92	Ralph Andreesen	61



# YEAR-BY-YEAR LEADERS

## DEFENSEMAN (CONTINUED)

<b>BIRMINGHAM (1980-81)</b>				
<b>CATEGORY</b>	<b>LEADER(S)</b>	<b>STAT</b>	<b>SECOND</b>	<b>STAT</b>
<b>GOALS</b>	Mike Perovich & Gord Wappel & John Gibson	6	Barry Gibbs & Paul Terbenche	2
<b>ASSISTS</b>	Mike Perovich & Gord Wappel & John Gibson	26	Gord Wappel	19
<b>POINTS</b>	Mike Perovich	32	Gord Wappel	25
<b>PENALTY MINUTES</b>	Mike Perovich	116	Gord Wappel	89



# YEAR-BY-YEAR LEADERS

## GOALTENDING

STOCKTON (2015-16)				
CATEGORY	LEADER(S)	STAT	SECOND	STAT
GAMES PLAYED	Kevin Poulin	29	Joni Ortio	20
WINS	Kevin Poulin	14	Joni Ortio	9
GOALS AGAINST AVG.	Kevin Poulin	2.86	Joni Ortio	3.36
SAVE PERCENTAGE	Kevin Poulin	0.909	Joni Ortio	0.893
SHUTOUTS	Kevin Poulin & Jon Gillies	2		

ADIRONDACK (2014-15)				
CATEGORY	LEADER(S)	STAT	SECOND	STAT
GAMES PLAYED	Joni Ortio	37	Brad Thiessen	34
WINS	Joni Ortio	21	Brad Thiessen	10
GOALS AGAINST AVG.	Joni Ortio	2.69	Brad Thiessen	3.11
SAVE PERCENTAGE	Joni Ortio	0.912	Brad Thiessen	0.902
SHUTOUTS	Joni Ortio	4	Brad Thiessen	2

ABBOTSFORD (2013-14)				
CATEGORY	LEADER(S)	STAT	SECOND	STAT
GAMES PLAYED	Joni Ortio	37	Joey MacDonald	16
WINS	Joni Ortio	27	Joey MacDonald	5
GOALS AGAINST AVG.	Joni Ortio	2.33	Joey MacDonald	3.00
SAVE PERCENTAGE	Joni Ortio	0.926	Joey MacDonald	0.909
SHUTOUTS	Joni Ortio	2	Doug Carr	1

ABBOTSFORD (2012-13)				
CATEGORY	LEADER(S)	STAT	SECOND	STAT
GAMES PLAYED	Daniel Taylor	40	Barry Brust	35
WINS	Daniel Taylor	18	Barry Brust	13
GOALS AGAINST AVG.	Daniel Taylor	2.05	Barry Brust	2.50
SAVE PERCENTAGE	Daniel Taylor	0.922	Barry Brust	0.911
SHUTOUTS	Barry Brust	5	Daniel Taylor	3



# YEAR-BY-YEAR LEADERS

## GOALTENDING (CONTINUED)

ABBOTSFORD (2011-12)				
CATEGORY	LEADER(S)	STAT	SECOND	STAT
GAMES PLAYED	Leland Irving	39	Daniel Taylor	33
WINS	Leland Irving	22	Daniel Taylor	17
GOALS AGAINST AVG.	Daniel Taylor	2.21	Leland Irving	2.67
SAVE PERCENTAGE	Daniel Taylor	0.927	Leland Irving	0.902
SHUTOUTS	Daniel Taylor	5	Leland Irving	3

ABBOTSFORD (2010-11)				
CATEGORY	LEADER(S)	STAT	SECOND	STAT
GAMES PLAYED	Leland Irving	61	JP Lamoureux	19
WINS	Leland Irving	30	JP Lamoureux	8
GOALS AGAINST AVG.	JP Lamoureux	2.20	Leland Irving	2.30
SAVE PERCENTAGE	JP Lamoureux	0.915	Leland Irving	0.913
SHUTOUTS	Leland Irving	8	JP Lamoureux	2

ABBOTSFORD (2009-10)				
CATEGORY	LEADER(S)	STAT	SECOND	STAT
GAMES PLAYED	Leland Irving	35	David Shantz	32
WINS	David Schantz	15	Leland Irving	14
GOALS AGAINST AVG.	Matt Keetley	2.59	David Shantz	2.75
SAVE PERCENTAGE	Matt Keetley	0.912	David Shantz	0.908
SHUTOUTS	Matt Keetley	2	Leland Irving & David Shantz	1

QUAD CITY (2008-09)				
CATEGORY	LEADER(S)	STAT	SECOND	STAT
GAMES PLAYED	Leland Irving	47	Matt Keetley	33
WINS	Leland Irving	24	Matt Keetley	8
GOALS AGAINST AVG.	Leland Irving	2.23	Matt Keetley	2.85
SAVE PERCENTAGE	Leland Irving	0.912	Matt Keetley	0.892
SHUTOUTS	Matt Keetley	2	Leland Irving & Kevin Lalonde	1



# YEAR-BY-YEAR LEADERS

## GOALTENDER (CONTINUED)

QUAD CITY (2007-08)				
CATEGORY	LEADER(S)	STAT	SECOND	STAT
GAMES PLAYED	Curtis McElhinney	41	Matt Keetley	26
WINS	Curtis McElhinney	20	Matt Keetley	10
GOALS AGAINST AVG.	Curtis McElhinney	2.28	Matt Keetley	2.33
SAVE PERCENTAGE	Matt Keetley	0.912	Curtis McElhinney	0.911
SHUTOUTS	Curtis McElhinney	3	Matt Keetley	1

OMAHA (2006-07)				
CATEGORY	LEADER(S)	STAT	SECOND	STAT
GAMES PLAYED	Curtis McElhinney	57	Brent Krahn	28
WINS	Curtis McElhinney	35	Brent Krahn	14
GOALS AGAINST AVG.	Curtis McElhinney	2.13	Brent Krahn	2.42
SAVE PERCENTAGE	Curtis McElhinney	0.917	Brent Krahn	0.905
SHUTOUTS	Curtis McElhinney	7	Brent Krahn	2

OMAHA (2005-06)				
CATEGORY	LEADER(S)	STAT	SECOND	STAT
GAMES PLAYED	Brent Krahn	57	Curtis McElhinney	33
WINS	Brent Krahn	26	Curtis McElhinney	9
GOALS AGAINST AVG.	Brent Krahn	2.50	Curtis McElhinney	2.52
SAVE PERCENTAGE	Brent Krahn & Curtis McElhinney	0.912		
SHUTOUTS	Brent Krahn & Curtis McElhinney	3		

LOWELL (2004-05) - SHARED AFFILIATE WITH CAROLINA HURRICANES				
CATEGORY	LEADER(S)	STAT	SECOND	STAT
GAMES PLAYED	Cam Ward (CAR)	50	Brent Krahn	35
WINS	Cam Ward (CAR)	27	Brent Krahn	20
GOALS AGAINST AVG.	Cam Ward (CAR)	1.99	Brent Krahn	2.49
SAVE PERCENTAGE	Cam Ward (CAR)	0.937	Brent Krahn	0.923
SHUTOUTS	Cam Ward (CAR) & Brent Krahn	6		



# YEAR-BY-YEAR LEADERS

## GOALTENDER (CONTINUED)

LOWELL (2003-04) - SHARED AFFILIATE WITH CAROLINA HURRICANES				
CATEGORY	LEADER(S)	STAT	SECOND	STAT
GAMES PLAYED	Patrick DesRochers (CAR)	50	Four below 15 GP	
WINS	Patrick DesRochers (CAR)	23	Four below 15 GP	
GOALS AGAINST AVG.	Patrick DesRochers (CAR)	2.92	Four below 15 GP	
SAVE PERCENTAGE	Patrick DesRochers (CAR)	0.907	Four below 15 GP	
SHUTOUTS	Five tied at Zero	0		

SAINT JOHN (2002-03)				
CATEGORY	LEADER(S)	STAT	SECOND	STAT
GAMES PLAYED	Dany Sabourin	41	Levente Szuper	35
WINS	Dany Sabourin	15	Levente Szuper	12
GOALS AGAINST AVG.	Levente Szuper	2.58	Dany Sabourin	2.70
SAVE PERCENTAGE	Dany Sabourin	0.905	Levente Szuper	0.903
SHUTOUTS	Dany Sabourin	4	Levente Szuper	1

SAINT JOHN (2001-02)				
CATEGORY	LEADER(S)	STAT	SECOND	STAT
GAMES PLAYED	Levente Szuper	43	Kay Whitmore	36
WINS	Levente Szuper	15	Kay Whitmore	10
GOALS AGAINST AVG.	Levente Szuper	2.42	Kay Whitmore	2.49
SAVE PERCENTAGE	Kay Whitmore	0.908	Levente Szuper	0.906
SHUTOUTS	Dany Sabourin	4	Levente Szuper	1

SAINT JOHN (2000-01)				
CATEGORY	LEADER(S)	STAT	SECOND	STAT
GAMES PLAYED	Martin Brochu	55	Levente Szuper	34
WINS	Martin Brochu	27	Levente Szuper	16
GOALS AGAINST AVG.	Levente Szuper	2.50	Martin Brochu	2.60
SAVE PERCENTAGE	Martin Brochu	0.899	Levente Szuper	0.898
SHUTOUTS	Martin Brochu & Levente Szuper	2	Dany Sabourin	0





# YEAR-BY-YEAR LEADERS

## GOALTENDER (CONTINUED)

SAINT JOHN (1999-00)				
CATEGORY	LEADER(S)	STAT	SECOND	STAT
GAMES PLAYED	JS Giguere	41	Tyrone Garner	19
WINS	JS Giguere	17	Tyrone Garner	4
GOALS AGAINST AVG.	JS Giguere	3.05	Tyrone Garner	4.47
SAVE PERCENTAGE	JS Giguere	0.897	Tyrone Garner	0.874
SHUTOUTS	Sean Matile & Frederic Deschenes	1	Eight tied at Zero	0

SAINT JOHN (1998-99)				
CATEGORY	LEADER(S)	STAT	SECOND	STAT
GAMES PLAYED	JS Giguere	39	Igor Karpenko	23
WINS	JS Giguere	18	Igor Karpenko	5
GOALS AGAINST AVG.	Igor Karpeko	3.43	JS Giguere	3.44
SAVE PERCENTAGE	JS Giguere	0.905	Igor Karpenko	0.89
SHUTOUTS	JS Giguere	3	Four tied at Zero	0

SAINT JOHN (1997-98)				
CATEGORY	LEADER(S)	STAT	SECOND	STAT
GAMES PLAYED	Tyler Moss	39	JS Giguere	31
WINS	Tyler Moss	19	JS Giguere	16
GOALS AGAINST AVG.	JS Giguere	2.46	Tyler Moss	2.49
SAVE PERCENTAGE	JS Giguere	0.926	Tyler Moss	0.923
SHUTOUTS	JS Giguere & Igor Karpenko	2	Mark Richards	1

SAINT JOHN (1996-97)				
CATEGORY	LEADER(S)	STAT	SECOND	STAT
GAMES PLAYED	Darrin Madeley	46	Ian Gordon	21
WINS	Darrin Madeley	11	Ian Gordon	5
GOALS AGAINST AVG.	Ian Gordon	3.03	Darrin Madeley	3.21
SAVE PERCENTAGE	Ian Gordon	0.912	Darrin Madeley	0.9
SHUTOUTS	Dwayne Roloson	1	Six tied at Zero	0



# YEAR-BY-YEAR LEADERS

## GOALTENDER (CONTINUED)

SAINT JOHN (1995-96)				
CATEGORY	LEADER(S)	STAT	SECOND	STAT
GAMES PLAYED	Dwayne Roloson	67	Ian Gordon	19
WINS	Dwayne Roloson	33	Ian Gordon	2
GOALS AGAINST AVG.	Dwayne Roloson	2.83	Ian Gordon	4.37
SAVE PERCENTAGE	Dwayne Roloson	0.905	Ian Gordon	0.872
SHUTOUTS	Dwayne Roloson	1	Three tied at Zero	0

SAINT JOHN (1994-95)				
CATEGORY	LEADER(S)	STAT	SECOND	STAT
GAMES PLAYED	Dwayne Roloson	46	Jason Muzzatti	31
WINS	Dwayne Roloson	16	Jason Muzzatti	10
GOALS AGAINST AVG.	Dwayne Roloson	3.42	Jason Muzzatti	3.48
SAVE PERCENTAGE	Dwayne Roloson	0.9	Jason Muzzatti	0.892
SHUTOUTS	Jason Muzzatti	2	Dwayne Roloson	1

SAINT JOHN (1993-94)				
CATEGORY	LEADER(S)	STAT	SECOND	STAT
GAMES PLAYED	Jason Muzzatti	51	Andrei Trefilov	28
WINS	Jason Muzzatti	26	Andrei Trefilov	10
GOALS AGAINST AVG.	Andrei Trefilov	3.42	Jason Muzzatti	3.74
SAVE PERCENTAGE	Andrei Trefilov	0.894	Jason Muzzatti	0.877
SHUTOUTS	Jason Muzzatti	2	Three tied at Zero	0

SALT LAKE (1992-93)				
CATEGORY	LEADER(S)	STAT	SECOND	STAT
GAMES PLAYED	Andrei Trefilov	44	Trevor Kidd	29
WINS	Andrei Trefilov	23	Trevor Kidd	10
GOALS AGAINST AVG.	Andrei Trefilov	3.19	Trevor Kidd	3.93
SAVE PERCENTAGE	Andrei Trefilov	0.896	Trevor Kidd	0.887
SHUTOUTS	Trevor Kidd	1	Two tied at Zero	0



# YEAR-BY-YEAR LEADERS

## GOALTENDER (CONTINUED)

SALT LAKE (1991-92)				
CATEGORY	LEADER(S)	STAT	SECOND	STAT
GAMES PLAYED	Jason Muzzatti	52	Warren "Scott" Sharples	35
WINS	Jason Muzzatti	24	Warren "Scott" Sharples	9
GOALS AGAINST AVG.	Jason Muzzatti	3.30	Warren "Scott" Sharples	3.75
SAVE PERCENTAGE	Not Available			
SHUTOUTS	Jason Muzzatti	2	Warren "Scott" Sharples	0

SALT LAKE (1990-91)				
CATEGORY	LEADER(S)	STAT	SECOND	STAT
GAMES PLAYED	Steve Guenette	43	Warren "Scott" Sharples	37
WINS	Steve Guenette	26	Warren "Scott" Sharples	21
GOALS AGAINST AVG.	Steve Guenette	3.26	Warren "Scott" Sharples	3.55
SAVE PERCENTAGE	Not Available			
SHUTOUTS	Three tied at Zero	0		

SALT LAKE (1989-90)				
CATEGORY	LEADER(S)	STAT	SECOND	STAT
GAMES PLAYED	Steve Guenette	47	Wayne Cowley	36
WINS	Steve Guenette	22	Wayne Cowley	15
GOALS AGAINST AVG.	Steve Guenette	3.45	Wayne Cowley	3.70
SAVE PERCENTAGE	Not Available			
SHUTOUTS	Three tied at Zero	0		

SALT LAKE (1988-89)				
CATEGORY	LEADER(S)	STAT	SECOND	STAT
GAMES PLAYED	Doug Dadswell	32	Steve Guenette	30
WINS	Marc D'Amour	26	Grant Blair	10
GOALS AGAINST AVG.	Marc D'Amour	3.27	Grant Blair	3.76
SAVE PERCENTAGE	Not Available			
SHUTOUTS	Doug Dadswell	2	Three tied at Zero	0



# YEAR-BY-YEAR LEADERS

## GOALTENDER (CONTINUED)

<b>SALT LAKE (1987-88)</b>				
<b>CATEGORY</b>	<b>LEADER(S)</b>	<b>STAT</b>	<b>SECOND</b>	<b>STAT</b>
<b>GAMES PLAYED</b>	Marc D'Amour	62	Grant Blair	19
<b>WINS</b>	Marc D'Amour	26	Grant Blair	10
<b>GOALS AGAINST AVG.</b>	Marc D'Amour	3.27	Grant Blair	3.76
<b>SAVE PERCENTAGE</b>	Not Available			
<b>SHUTOUTS</b>	Four Tied at Zero	0		

<b>MONCTON (1986-87) - SHARED AFFILIATE WITH BOSTON BRUINS</b>				
<b>CATEGORY</b>	<b>LEADER(S)</b>	<b>STAT</b>	<b>SECOND</b>	<b>STAT</b>
<b>GAMES PLAYED</b>	Doug Dadswell	42	Cleon Daskalakis (BOS)	27
<b>WINS</b>	Doug Dadswell	24	Cleon Daskalakis (BOS)	8
<b>GOALS AGAINST AVG.</b>	Doug Dadswell	3.64	Cleon Daskalakis (BOS)	4.88
<b>SAVE PERCENTAGE</b>	Doug Dadswell	0.852	Cleon Daskalakis (BOS)	0.828
<b>SHUTOUTS</b>	Doug Dadswell & Pat Riggan (BOS)	1	Four tied at Zero	0

<b>MONCTON (1985-86) - SHARED AFFILIATE WITH BOSTON BRUINS</b>				
<b>CATEGORY</b>	<b>LEADER(S)</b>	<b>STAT</b>	<b>SECOND</b>	<b>STAT</b>
<b>GAMES PLAYED</b>	Cleon Daskalakis (BOS)	41	Marc D'Amour	21
<b>WINS</b>	Cleon Daskalakis (BOS)	19	Marc D'Amour	6
<b>GOALS AGAINST AVG.</b>	Cleon Daskalakis (BOS)	3.37	Rick Kosti	3.74
<b>SAVE PERCENTAGE</b>	Cleon Daskalakis (BOS)	0.873	Marc D'Amour	0.871
<b>SHUTOUTS</b>	Rick Kosti	1	Five Tied at Zero	0

<b>MONCTON (1984-85)</b>				
<b>CATEGORY</b>	<b>LEADER(S)</b>	<b>STAT</b>	<b>SECOND</b>	<b>STAT</b>
<b>GAMES PLAYED</b>	Mike Vernon	41	Marc D'Amour	37
<b>WINS</b>	Marc D'Amour	18	Mike Vernon	10
<b>GOALS AGAINST AVG.</b>	Marc D'Amour	3.36	Mike Vernon	3.92
<b>SAVE PERCENTAGE</b>	Marc D'Amour	0.896	Mike Vernon	0.874
<b>SHUTOUTS</b>	Three tied at Zero	0		



# YEAR-BY-YEAR LEADERS

## GOALTENDER (CONTINUED)

COLORADO (1983-84)				
CATEGORY	LEADER(S)	STAT	SECOND	STAT
GAMES PLAYED	Mike Vernon	46	Marc D'Amour	36
WINS	Mike Vernon	30	Marc D'Amour	18
GOALS AGAINST AVG.	Mike Vernon	3.35	Marc D'Amour	4.10
SAVE PERCENTAGE	Not Available			
SHUTOUTS	Mike Vernon	1	Two tied at Zero	0

COLORADO (1982-83)				
CATEGORY	LEADER(S)	STAT	SECOND	STAT
GAMES PLAYED	Marc D'Amour	42	Tim Bernhardt	34
WINS	Tim Bernhardt	19	Marc D'Amour	16
GOALS AGAINST AVG.	Tim Bernhardt	3.86	Marc D'Amour	3.87
SAVE PERCENTAGE	Marc D'Amour	0.89	Tim Bernhardt	0.881
SHUTOUTS	Marc D'Amour	1	Three tied at Zero	0

OKLAHOMA CITY (1981-82)				
CATEGORY	LEADER(S)	STAT	SECOND	STAT
GAMES PLAYED	Paul Fricker	44	Hardy Astrom	35
WINS	Paul Fricker & Hardy Astrom	12		
GOALS AGAINST AVG.	Paul Fricker	4.75	Hardy Astrom	4.84
SAVE PERCENTAGE	Paul Fricker	0.854	Hardy Astrom	0.843
SHUTOUTS	Three tied at Zero	0		

BIRMINGHAM (1980-81)				
CATEGORY	LEADER(S)	STAT	SECOND	STAT
GAMES PLAYED	Tim Bernhardt	29	Jim Pettie	21
WINS	Tim Bernhardt	11	Jim Pettie	3
GOALS AGAINST AVG.	Tim Bernhardt	3.98	Jim Pettie	5.50
SAVE PERCENTAGE	Tim Bernhardt	0.879	Jim Pettie	0.839
SHUTOUTS	Tim Bernhardt	1	Two Tied at	0



# ALL-TIME STANLEY CUP WINNERS

PLAYER NAME	POS	# OF CUPS	FIRST CUP WIN		SECOND CUP WIN		THIRD CUP WIN		FOURTH CUP WIN		FIFTH CUP WIN	
			YEAR	TEAM	YEAR	TEAM	YEAR	TEAM	YEAR	TEAM	YEAR	TEAM
Mike Commodore	D	1	2006	Carolina Hurricanes								
Chris Dingman	L	2	2001	Colorado Avalanche	2004	Tampa Bay Lightning						
Jim Dowd	C	1	1995	New Jersey Devils								
Anders Eriksson	D	1	1998	Detroit Red Wings								
Theoren Fleury	R	1	1989	Calgary Flames								
Grant Fuhr	G	5	1984	Edmonton Oilers	1985	Edmonton Oilers	1987	Edmonton Oilers	1988	Edmonton Oilers	1990	Edmonton Oilers
J.S. Giguere	G	1	2007	Anaheim Ducks								
Tim Hunter	F	1	1989	Calgary Flames								
Brett Hull	R	2	1999	Dallas Stars	2002	Detroit Red Wings						
Mark Lamb	D	1	1990	Edmonton Oilers								
Al MacInnis	D	1	1989	Calgary Flames								
Stephane Matteau	L	1	1994	New York Rangers								
Alex McKendry	F	1	1980	New York Islanders								
Rollie Melanson	G	3	1981	New York Islanders	1982	New York Islanders	1983	New York Islanders				
Krzysztof Oliwa	L	1	2000	New Jersey Devils								
Colin Patterson	F	1	1989	Calgary Flames								
Robyn Regehr	D	1	2014	Los Angeles Kings								
Gary Roberts	L	1	1989	Calgary Flames								
Cory Stillman	C	2	2004	Tampa Bay Lightning	2006	Carolina Hurricanes						
Martin St. Louis	R	1	2004	Tampa Bay Lightning								
Steve Tambellini	C	1	1980	New York Islanders								
Mike Vernon	G	2	1989	Calgary Flames	1997	Detroit Red Wings						



# ALL-TIME CALDER CUP WINNERS

PLAYER NAME	POS	# OF CUPS	FIRST CUP WIN		SECOND CUP WIN		THIRD CUP WIN	
			YEAR	TEAM	YEAR	TEAM	YEAR	TEAM
Dean Arsene	D	2	2006	Hershey Bears	2009	Hershey Bears		
Keith Aulie	D	1	2012	Norfolk Admirals				
Ajay Baines	C	1	2007	Hamilton Bulldogs				
Steve Bancroft	D	1	1999	Providence Bruins				
Steve Begin	L	1	2001	Saint John Flames				
Wade Belak	D	1	1997	Hershey Bears				
Blair Betts	C	1	2001	Saint John Flames				
Chad Billins	D	1	2013	Grand Rapids Griffins				
Dan Bolduc	L	1	1981	Adirondack Red Wings				
Jason Botterill	L	1	2001	Saint John Flames				
Martin Brochu	G	1	2001	Saint John Flames				
Jeremy Brown	R	1	1999	Providence Bruins				
Barry Brust	G	1	2011	Binghamton Senators				
Randy Bucyk	C	1	1985	Sherbrooke Canadiens				
Rich Chernomaz	R	1	1984	Maine Mariners				
Chris Clark	R	1	2001	Saint John Flames				
Kerry Clark	R	1	1994	Portland Pirates				
David Cooper	D	1	1996	Rochester Americans				
Wayne Cowley	G	1	1993	Cape Breton Oilers				
Andy Delmore	D	1	1998	Philadelphia Phantoms				
Guillaume Desbiens	R	1	2008	Chicago Wolves				
Jeff Dewar	R	1	2001	Saint John Flames				
Hnat Domenichelli	C	1	2003	Houston Aeros				
Doug Doull	L	2	2001	Saint John Flames	2006	Hershey Bears		
Justin Dowling	C	1	2014	Texas Stars				
Micki DuPont	D	1	2001	Saint John Flames				
Miika Elomo	L	1	2001	Saint John Flames				
Deryk Engelland	D	1	2006	Hershey Bears				
Brennan Evans	D	1	2013	Grand Rapids Griffins				
Rico Fata	R	1	2001	Saint John Flames				
Colin Forbes	F	1	2006	Hershey Bears				
John Gibson	D	1	1982	New Brunswick Hawks				
Mark Greig	R	1	1991	Springfield Indians				
David Haas	L	1	1993	Cape Breton Oilers				
Burke Henry	D	1	2000	Hartford Wolf Pack				
Cale Hulse	D	1	1995	Albany River Rats				
Raitis Ivanans	L	1	2004	Milwaukee Admirals				
Jim Jackson	R	1	1987	Rochester Americans				
Alexandre Jacques	R	1	2004	Milwaukee Admirals				
Sheldon Kennedy	R	1	1992	Adirondack Red Wings				
Staffan Kronwall	D	1	2009	Hershey Bears				
Dale Kushner	R	1	1990	Springfield Indians				
Quintin Laing	L	1	2009	Hershey Bears				



# ALL-TIME CALDER CUP WINNERS

PLAYER NAME	POS	# OF CUPS	FIRST CUP WIN		SECOND CUP WIN		THIRD CUP WIN	
			YEAR	TEAM	YEAR	TEAM	YEAR	TEAM
Guy Larose	C	1	2002	Chicago Wolves				
Dale Lewis	L	1	1975	Springfield Indians				
Corey Locke	C	2	2007	Hamilton Bulldogs	2011	Binghamton Senators		
Mike Martin	D	1	2001	Saint John Flames				
Steve Montador	D	1	2001	Saint John Flames				
Jason Morgan	C	1	2001	Saint John Flames				
Rick Mrozik	D	1	2001	Saint John Flames				
Marty Murray	C	1	2001	Saint John Flames				
Mike Murray†	C	1	1988	Hershey Bears				
John Newberry	F	1	1985	Sherbrooke Canadiens				
Harold Phillipoff	F	1	1977	Nova Scotia Voyageurs				
John Ramage	D	1	2016	Lake Erie Monsters				
Gary Risling	L	1	1980	Hershey Bears				
David Roche	L	1	2001	Saint John Flames				
Gaetan Royer	R	1	2001	Saint John Flames				
Bobby Russell‡	R	1	2001	Saint John Flames				
Darrel Scoville	D	1	2001	Saint John Flames				
Brett Skinner	D	1	2013	Grand Rapids Griffins				
Derek Smith	D	1	2011	Binghamton Senators				
Ben Stafford	C	1	2005	Philadelphia Phantoms				
Jeff Staples	D	1	1998	Philadelphia Phantoms				
Chris St. Croix	D	1	2001	Saint John Flames				
Colin Stuart	L	1	2008	Chicago Wolves				
Levente Szuper	G	1	2001	Saint John Flames				
Daniel Tkaczuk	C	1	2001	Saint John Flames				
Sergei Varlamov	L	1	2001	Saint John Flames				
Rick Vasko	D	1	1981	Adirondack Red Wings				
Taylor Vause	C	1	2014	Texas Stars				
Derrick Walser	D	1	2001	Saint John Flames				
Kay Whitmore	G	1	1991	Springfield Indians				





# ALL-TIME OLYMPIC FACT SHEET

**MOST REPRESENTED COUNTRY: CANADA**

16 TOTAL (15 SKATERS, 1 GOALIE)

**GAMES WITH MOST OLYMPIANS: 1992 ALBERTVILLE, FRANCE**

10 TOTAL (8 SKATERS, 2 GOALIES)

**MOST COUNTRIES REPRESENTED, SINGLE OLYMPIC GAMES: 2006  
TURIN, ITALY (7)**

CANADA (2), ITALY (2), USA (1), RUSSIA (1),  
CZECH REPUBLIC (1), FINLAND (1), SLOVAKIA (1)

**MOST APPEARANCES, AHL FRANCHISE, TEAM: SAINT JOHN FLAMES**

16 TOTAL (13 SKATERS, 3 GOALIES)

**MOST APPEARANCES, INDIVIDUAL: D KARI ELORANTA (3)**

ALBERTVILLE '92, CALGARY '88, LAKE PLACID '80

**MOST GAMES PLAYED, INDIVIDUAL, CAREER: 24**

D KARI ELORANTA, SWEDEN

**MOST GAMES PLAYED, INDIVIDUAL, SINGLE OLYMPIC GAMES: 8 (19X)**

F JUKKA HENTUNEN, FINLAND, TURIN '06

**MOST GOALS, INDIVIDUAL, CAREER: 5 (2X)**

F BRETT HULL, USA

**MOST GOALS, INDIVIDUAL, SINGLE OLYMPIC GAMES: 5**

F TODD HLUSHKO, CANADA, LILLEHAMMER '94

**MOST ASSISTS, INDIVIDUAL, CAREER: 10**

D KARI ELORANTA, FINLAND

**MOST ASSISTS, INDIVIDUAL, SINGLE OLYMPIC GAMES: 7**

F RANDY SMITH, CANADA, ALBERTVILLE '92

**MOST POINTS, INDIVIDUAL, CAREER: 11 (2X)**

F BRETT HULL, USA

**MOST POINTS, INDIVIDUAL, SINGLE OLYMPIC GAMES: 8 (2X)**

F BRETT HULL (3 G, 5 A), USA, SALT LAKE CITY '02

**MOST PENALTY MINUTES, INDIVIDUAL, CAREER: 21**

F BENOIT DOUCET, GERMANY

**MOST PENALTY MINUTES, INDIVIDUAL, SINGLE OLYMPIC GAMES: 15**

F BENOIT DOUCET, GERMANY, NAGANO '88

	Canada	16
	Czech Republic	2
	Finland	2
	France	1
	Germany	1
	Italy	2
	Russia	4
	Slovakia	1
	Sweden	1
	Switzerland	2
	Ukraine	2
	United States	8
DOESN'T EXIST	Unified Team	1
	<b>TOTAL</b>	<b>43</b>



# ALL-TIME OLYMPIC STATS SKATERS

PLAYER NAME	AHL TEAM	# OF OLYMPIC GAMES	POS	OLY TEAM	HIGHEST RESULT	# OF GOLD	# OF SILVER	# OF BRONZE	TOTAL MEDALS	GP	G	A	PTS	PIM
Robin Bartell	Moncton	1	D	Canada	4th (1984)	0	0	0	0	6	0	1	1	4
Jonas Bergqvist	Salt Lake	2	R	Sweden	GOLD (1994)	1	0	1	2	16	4	3	7	8
Dan Bolduc	Moncton, Colorado	1	L	USA	5th (1976)	0	0	0	0	6	2	0	2	6
Brian Bradley	Moncton, Colorado	1	C	Canada	4th (1988)	0	0	0	0	7	0	4	4	0
Todd Brost	Salt Lake	1	C	Canada	SILVER (1992)	0	1	0	1	8	0	4	4	4
Kevin Dahl	Saint John, Salt Lake	1	D	Canada	SILVER (1992)	0	1	0	1	8	2	0	2	6
Hnat Domenichelli	Saint John	1	C	Switzerland	8th (2010)	0	0	0	0	5	1	2	3	4
Benoit Doucet	Moncton (Unaffiliated)	2	F	Germany	7th (1998)	0	0	0	0	12	3	0	3	21
Kari Eloranta	Oklahoma City	3	D	Finland	SILVER (1988)	0	1	0	1	24	1	10	11	12
Theoren Fleury	Salt Lake	2	R	Canada	GOLD (2002)	1	0	0	1	12	1	4	5	8
Ravil Gusmanov	Saint John	1	L	Russia	4th (1994)	0	0	0	0	8	3	1	4	0
John Harrington	Colorado	2	L	USA	GOLD (1980)	1	0	0	1	13	0	5	5	8
Jukka Hentunen	Saint John	1	R	Finland	SILVER (2006)	0	1	0	1	8	0	0	0	2
Dave Hindmarch	Oklahoma City, Birmingham	1	R	Canada	6th (1980)	0	0	0	0	6	3	4	7	4
Todd Hlushko	Saint John	1	L	Canada	SILVER (1994)	0	1	0	1	8	5	0	5	6
Brett Hull	Moncton	2	R	USA	SILVER (2002)	0	1	0	1	10	5	6	11	6
Jim Johansson	Salt Lake	2	C	USA	4th (1992)	0	0	0	0	14	2	0	2	6
Ales Kotalik	Abbotsford	1	R	Czech Republic	BRONZE (2006)	0	0	1	1	4	0	0	0	0
Patrick Lebeau	Salt Lake	1	L	Canada	SILVER (1992)	0	1	0	1	8	1	3	4	4
Jordan Leopold	Saint John	1	D	USA	8th (2006)	0	0	0	0	6	1	0	1	4
Al MacInnis	Colorado	2	D	Canada	GOLD (2002)	1	0	0	1	12	2	0	2	10
Joel Otto	Moncton	1	C	USA	6th (1998)	0	0	0	0	4	0	0	0	0
John Parco	Saint John	1	C	Italy	11th (2006)	0	0	0	0	5	3	1	4	10
Ronald Petrovicky	Saint John	1	R	Slovakia	5th (2006)	0	0	0	0	6	1	0	1	2
Robyn Regehr	Saint John	1	D	Canada	7th (2006)	0	0	0	0	6	0	1	1	2
Brad Schlegel	Saint John	2	D	Canada	SILVER (92,94)	0	2	0	2	16	1	5	6	16
Ladislav Smid	Stockton	1	D	Czech Republic	6th (2014)	0	0	0	0	5	0	0	0	2
Randy Smith	Salt Lake	1	C	Canada	SILVER (1992)	0	1	0	1	8	1	7	8	4
Martin St. Louis	Saint John	2	R	Canada	GOLD (2014)	1	0	0	1	11	2	1	3	2
Tony Stiles	Moncton, Colorado	1	D	Canada	4th (1988)	0	0	0	0	5	0	0	0	0
Steve Tambellini	Moncton	1	C	Canada	4th (1988)	0	0	0	0	8	1	3	4	2
Andrei Taratukhin	Omaha	1	C	Russia	4th	0	0	0	0	5	0	0	0	2
Pavel Torgayev	Saint John	1	C	Russia	4th (1994)	0	0	0	0	8	2	1	3	10
Sergei Varlamov	Saint John	1	L	Ukraine	10th (2002)	0	0	0	0	2	1	0	1	14
Mark Wells	Oklahoma City	1	C	USA	GOLD (1980)	1	0	0	1	7	2	1	3	0
C.J. Young	Salt Lake	1	R	USA	4th (1998)	0	0	0	0	8	3	3	6	4



# ALL-TIME OLYMPIC STATS GOALTENDERS

PLAYER NAME	AHL TEAM	# OF OLYMPIC GAMES	OLY TEAM	HIGHEST RESULT	# OF GOLD	# OF SILVER	# OF BRONZE	TOTAL MEDALS	GP	GAA	SV%	W	L	GA	SV	SO
Reto Berra	Abbotsford	1	Switzerland	9th (2014)	0	0	0	0	1	3.88	0.6	0	0	2	3	0
Igor Karpenko	Saint John	1	Ukraine	10th (2002)	0	0	0	0	3	4.62	0.853	1	1	5	29	0
Trevor Kidd	Salt Lake	1	Canada	SILVER (1992)	0	1	0	1	1	0	1	1	0	0	19	1
Jason Muzzatti	Saint John, Salt Lake	1	Italy	11th (2006)	0	0	0	0	4	3.96	0.891	0	2	14	114	0
Andrei Trefilov	Saint John, Salt Lake	2	Russia/Unified Team	GOLD (1992)	1	1	0	2	6	3.3	0.889	1	0	6	48	0
Michel Valliere	Salt Lake	1	France	10th (1994)	0	0	0	0	2	6.5	0.829	0	2	13	63	0



# END-OF-SEASON AWARDS

**2013-14**

**G JONI ORTIO**  
ALL-ROOKIE TEAM

**2011-12**

**D BRIAN CONNELLY**  
SECOND-TEAM

**D CLAY WILSON**  
SECOND-TEAM

**2006-07**

**G CURTIS MCELHINNEY**  
SECOND-TEAM

**2004-05**

**RW CHUCK KOBASEW**  
FIRST-TEAM

**2000-01**

**D MICKI DUPONT**  
ALL-ROOKIE TEAM

**1999-00**

**F RICO FATA**  
ALL-ROOKIE TEAM

**F DANIEL TKACZUK**

ALL-ROOKIE TEAM

**1997-98**

**D RYAN BAST**  
SECOND-TEAM

**G J.S. GIGUERE**

ALL-ROOKIE TEAM

**1987-88**

**C ALFIE TURCOTTE**  
SECOND-TEAM

**1986-87**

**RW BRETT HULL**  
FIRST-TEAM

**1984-85**

**D DALE DEGRAY**  
SECOND-TEAM

**RW PIERRE RIOUX**

FIRST-TEAM



# ALL-TIME NHL DRAFT FACT SHEET

## ALL-TIME DRAFT - SKATER

HIGHEST DRAFTED: D BARRY GIBBS  
SELECTED 1ST RND (#1 OVERALL) IN THE 1966 NHL ENTRY  
DRAFT BY BOSTON BRUINS

LOWEST DRAFTED: D STAFFAN KRONWALL  
SELECTED 9TH RND (#285 OVERALL) IN THE 2002 NHL ENTRY  
DRAFT BY TORONTO MAPLE LEAFS

HIGHEST DRAFTED, AT LEAST 1000 NHL GAMES: F CORY STILLMAN (1025 GP)  
SELECTED 1ST RND (#6 OVERALL) IN THE 1992 NHL ENTRY  
DRAFT BY CALGARY FLAMES

LOWEST DRAFTED, AT LEAST 1,000 NHL GAMES: F THEO FLEURY (1084 GP)  
SELECTED 8TH RND (#166 OVERALL) IN THE 1987 NHL ENTRY  
DRAFT BY CALGARY FLAMES

MOST NHL GAMES, UNDRAFTED: F MARTIN ST. LOUIS (1134 GP)

HIGHEST DRAFTED, AT LEAST 300 NHL GOALS: F GARY ROBERTS (438 G)  
SELECTED 1ST RND (#12 OVERALL) IN THE 1984 NHL ENTRY  
DRAFT BY CALGARY FLAMES

LOWEST DRAFTED, AT LEAST 300 NHL GOALS: F THEO FLEURY (455 G)  
SELECTED 8TH RND (#166 OVERALL) IN THE 1987 NHL ENTRY  
DRAFT BY CALGARY FLAMES

MOST NHL GOALS, UNDRAFTED: F MARTIN ST. LOUIS (391 G)

HIGHEST DRAFTED, AT LEAST 500 NHL ASSISTS: F AL MACINNIS (934 A)  
SELECTED 1ST RND (#15 OVERALL) IN THE 1981 NHL ENTRY  
DRAFT BY CALGARY FLAMES

LOWEST DRAFTED, AT LEAST 500 NHL ASSISTS: F THEO FLEURY (633 A)  
SELECTED 8TH RND (#166 OVERALL) IN THE 1987 NHL ENTRY  
DRAFT BY CALGARY FLAMES

MOST ASSISTS, UNDRAFTED: F MARTIN ST. LOUIS (642 A)

HIGHEST DRAFTED, AT LEAST 1,000 NHL POINTS: D AL MACINNIS (1274 P)  
SELECTED 1ST RND (#15 OVERALL) IN THE 1981 NHL ENTRY  
DRAFT BY CALGARY FLAMES

LOWEST DRAFTED, AT LEAST 1,000 NHL POINTS: F THEO FLEURY (1088 P)  
SELECTED 8TH RND (#166 OVERALL) IN THE 1987 NHL ENTRY  
DRAFT BY CALGARY FLAMES

MOST NHL POINTS, UNDRAFTED: F MARTIN ST. LOUIS (1033 P)

HIGHEST DRAFTED, AT LEAST 2,000 PIM: F GARY ROBERTS (2560 PIM)  
SELECTED 1ST RND (#12 OVERALL) IN THE 1984 NHL ENTRY  
DRAFT BY CALGARY FLAMES

LOWEST DRAFTED, AT LEAST 2,000 PIM: F STU GRIMSON (2113 PIM)  
SELECTED 7TH RND (#143 OVERALL) IN THE 1985 NHL ENTRY  
DRAFT BY CALGARY FLAMES

MOST NHL PENALTY MINUTES, UNDRAFTED: F JOEL OTTO (1934 PIM)

## ALL-TIME DRAFT - GOALTENDER

HIGHEST DRAFTED, AT LEAST 600 NHL GAMES: G GRANT FUHR (867 GP)  
SELECTED 1ST RND (#8 OVERALL) IN THE 1981 NHL ENTRY  
DRAFT BY EDMONTON OILERS

LOWEST DRAFTED, AT LEAST 600 NHL GAMES: G MIKE VERNON (781 GP)  
SELECTED 3RD RND (#56 OVERALL) IN THE 1981 NHL ENTRY  
DRAFT BY CALGARY FLAMES

MOST NHL GAMES, UNDRAFTED: G DWAYNE ROLOSON (606 GP)

HIGHEST DRAFTED, AT LEAST 300 WINS: G GRANT FUHR (403 W)  
SELECTED 1ST RND (#8 OVERALL) IN THE 1981 NHL ENTRY  
DRAFT BY EDMONTON OILERS

LOWEST DRAFTED, AT LEAST 300 WINS: G MIKE VERNON (367 W)  
SELECTED 3RD RND (#56 OVERALL) IN THE 1981 NHL ENTRY  
DRAFT BY CALGARY FLAMES

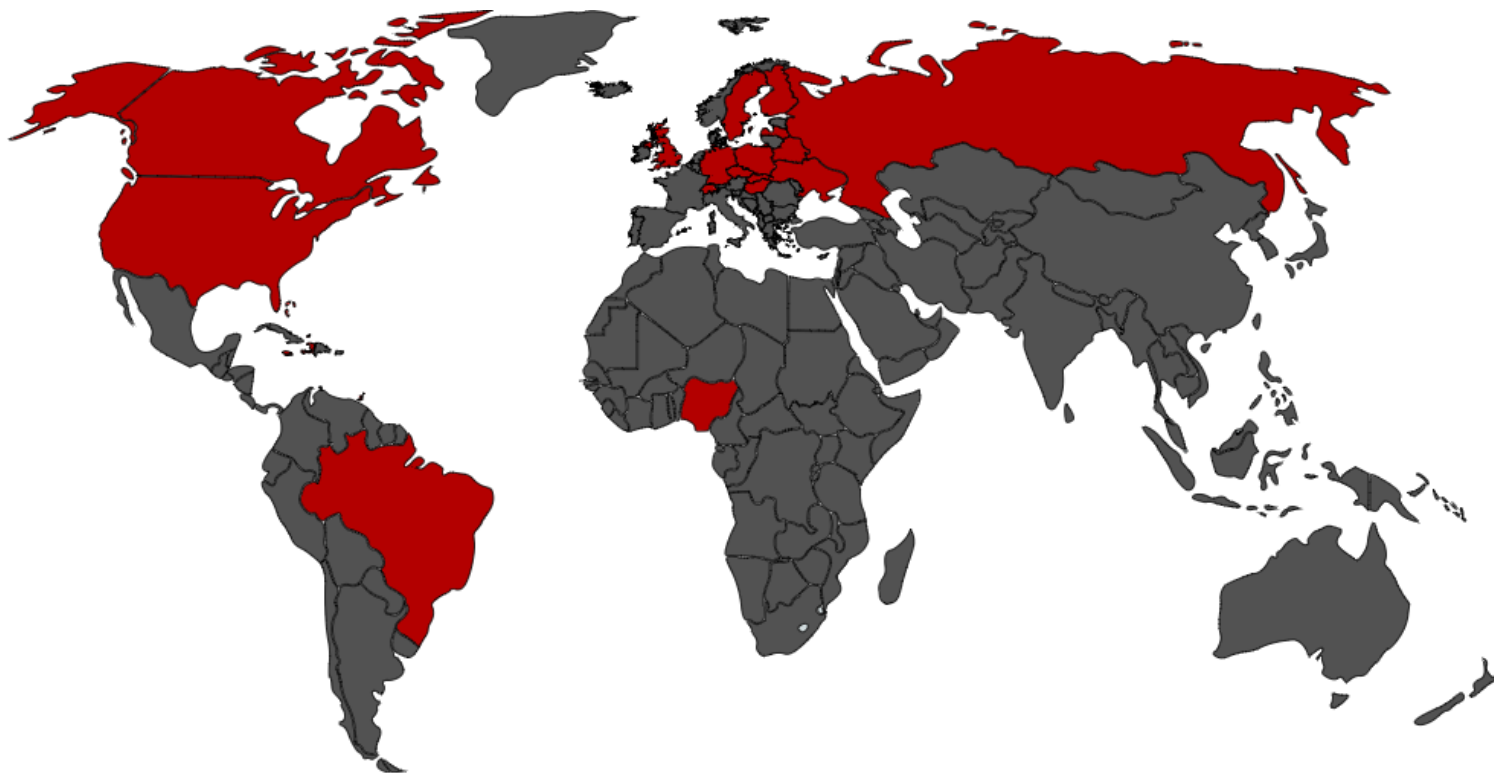
MOST NHL WINS, UNDRAFTED: G DWAYNE ROLOSON (227 W)

## QUICK DRAFT FACTS

- 59% OF AHL AFFILIATE PLAYERS (INCLUDES GOALIES) WERE DRAFTED
- 52% OF AHL AFFILIATE SKATERS HAVE PLAYED AT LEAST ONE GAME IN THE NHL. 74% OF THOSE PLAYERS WITH NHL EXPERIENCE WERE DRAFTED. 49% OF AHL AFFILIATE SKATERS THAT WERE DRAFTED AND PLAYED AT LEAST ONE GAME IN THE NHL WERE DRAFTED IN THE TOP THREE ROUNDS



# WHERE DO PLAYERS COME FROM? (WORLD)



Countries Marked in Red have sent one or more player to play for the Calgary's Top Affiliate

## 763 PLAYERS

Canada - 555 players (72.6%)	Bahamas - 1 player (.1%)
USA - 135 players (17.8%)	Belarus - 1 player (.1%)
Finland - 14 players (1.8%)	Brazil - 1 player (.1%)
Sweden - 14 players (1.8%)	England - 1 player (.1%)
Czech Republic - 12 players (1.6%)	Hungary - 1 player (.1%)
Russia - 9 players (1.2%)	Jamaica - 1 player (.1%)
Germany - 3 players (.4%)	Latvia - 1 player (.1%)
Switzerland - 3 players (.4%)	Nigeria - 1 player (.1%)
Ukraine - 3 players (.4%)	Poland - 1 player (.1%)
Slovakia - 2 players (.3%)	Unknown - 4 players (.5%)



# WHERE DO PLAYERS COME FROM? (CANADA)

## 555 CANADIAN PLAYERS



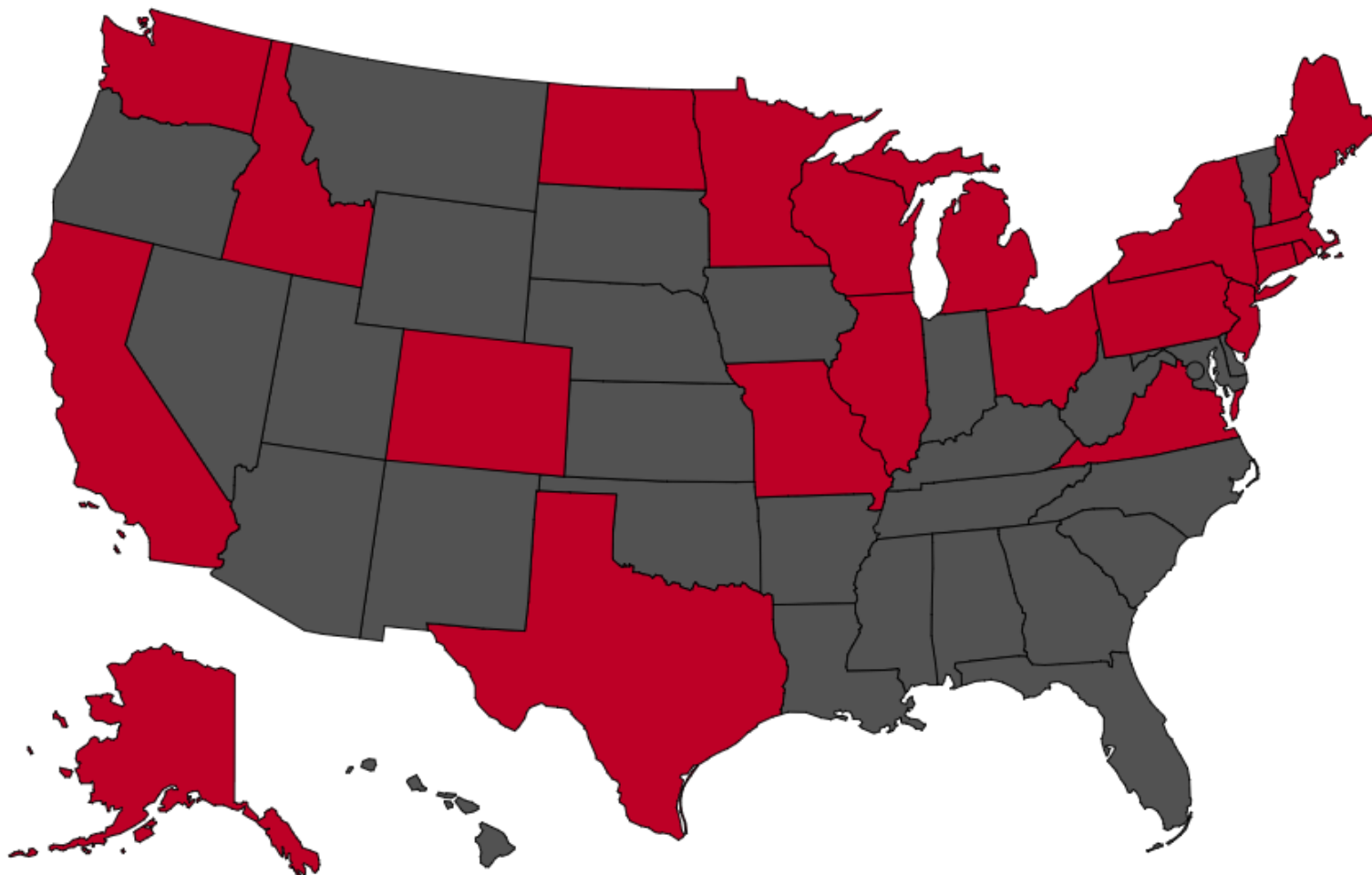
Provinces Marked in Red have sent one or more player to play for Calgary's Top Affiliate

## 555 CANADIAN PLAYERS

Ontario - 182 players (32.8%)	Manitoba - 30 players (5.4%)
Alberta - 116 players (20.9%)	New Brunswick - 15 players (2.7%)
British Columbia - 65 players (11.7%)	Nova Scotia - 11 players (2.0%)
Quebec - 65 players (11.7%)	Newfoundland - 8 players (1.4%)
Saskatchewan - 60 players (10.8%)	Prince Edward Island - 3 players (.5%)



# WHERE DO PLAYERS COME FROM? (USA)



States Marked in Red have sent one or more player to play for Calgary's Top Affiliate

## 135 AMERICAN PLAYERS

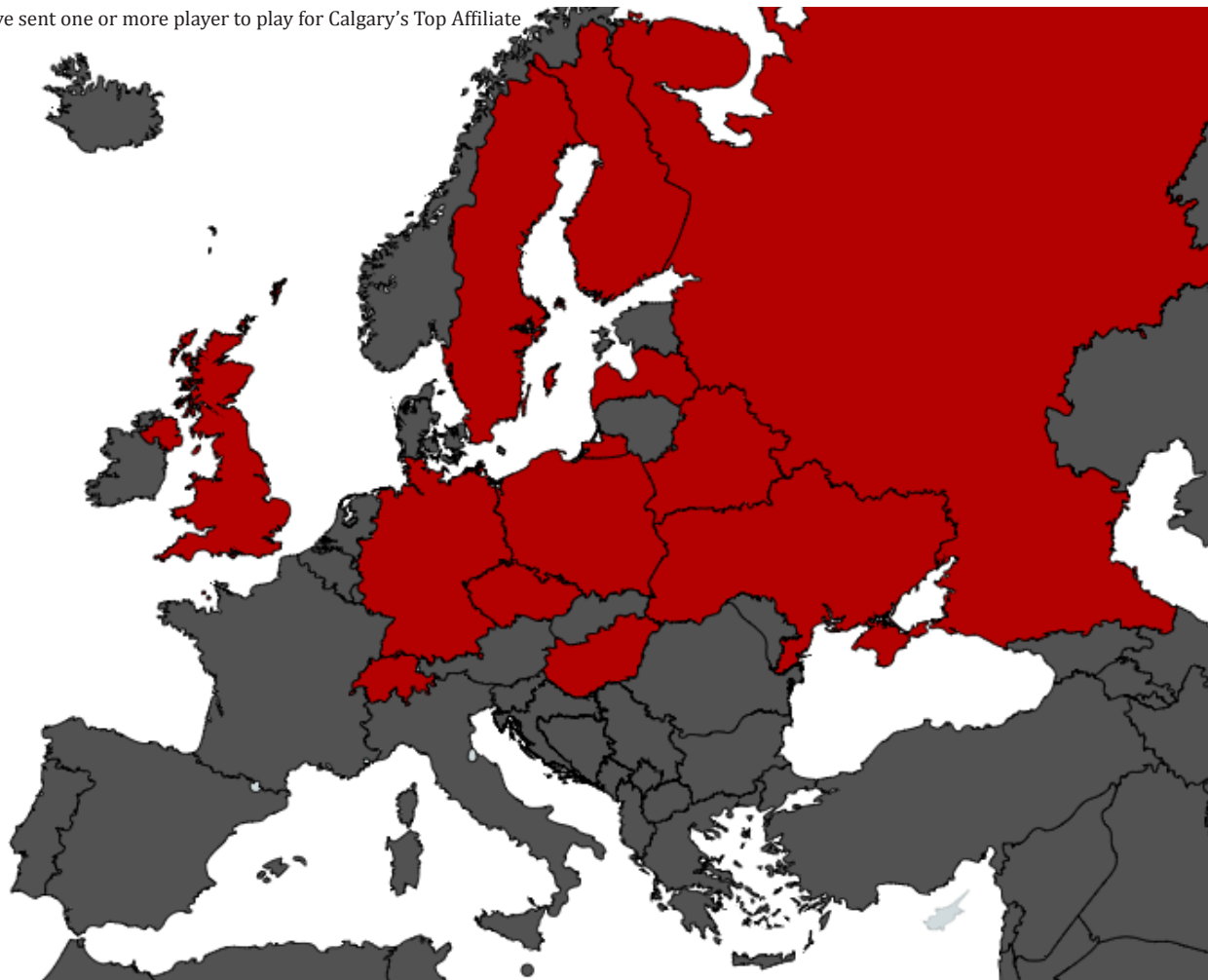
- |                                    |                                 |
|------------------------------------|---------------------------------|
| Minnesota - 30 players (22%)       | Missouri - 3 players (2.2%)     |
| Massachusetts - 23 players (16.9%) | Ohio - 3 players (2.2%)         |
| Michigan - 19 players (14.0%)      | New Hampshire - 2 player (1.5%) |
| Illinois - 8 players (5.9%)        | Rhode Island - 2 player (1.5%)  |
| New York - 7 players (5.1%)        | Idaho - 1 player (.7%)          |
| New Jersey - 6 players (4.4%)      | Maryland - 1 player (.7%)       |
| Wisconsin - 6 players (4.4%)       | North Dakota - 1 player (.7%)   |
| Colorado - 5 players (3.7%)        | Pennsylvania - 1 player (.7%)   |
| California - 4 players (2.9%)      | Texas - 1 player (.7%)          |
| Alaska - 3 players (2.2%)          | Utah - 1 player (.7%)           |
| Connecticut - 3 players (2.2%)     | Vermont - 1 player (.7%)        |
| Maine - 3 players (2.2%)           |                                 |





# WHERE DO PLAYERS COME FROM? (EUROPE)

Countries Marked in Red have sent one or more player to play for Calgary's Top Affiliate

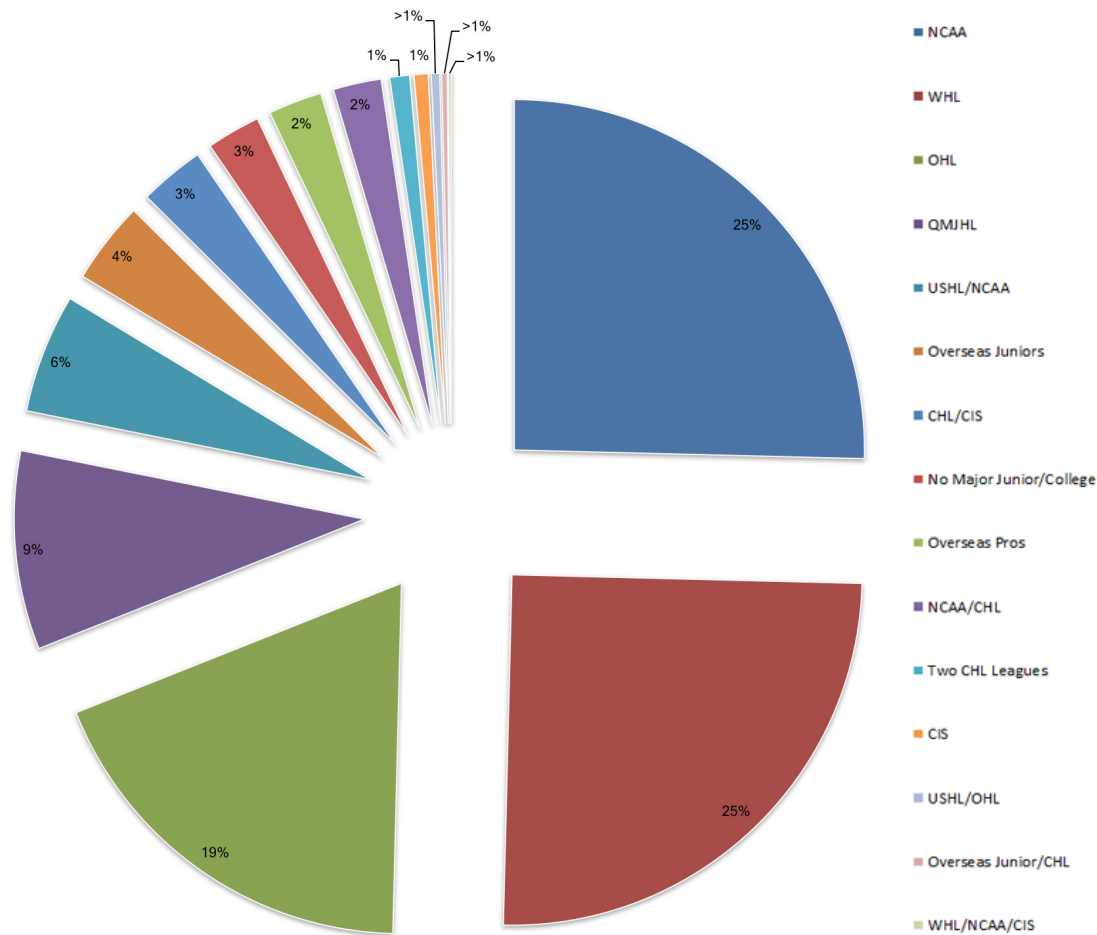


## 65 EUROPEAN PLAYERS

Finland - 14 players (21.5%)	Slovakia - 2 players (3.1%)
Sweden - 14 players (21.5%)	Belarus - 1 player (1.5%)
Czech Republic - 12 players (18.5%)	England - 1 player (1.5%)
Russia - 9 players (13.8%)	Hungary - 1 player (1.5%)
Germany - 3 players (4.6%)	Latvia - 1 player (1.5%)
Switzerland - 3 players (4.6%)	Poland - 1 player (1.5%)
Ukraine - 3 players (4.6%)	



# WHERE DO PLAYERS COME FROM? (AMATEURS)



## MOST PLAYED IN LEAGUES (INCLUDES PLAYERS WHO PLAYED IN MULTIPLE LEAGUES)

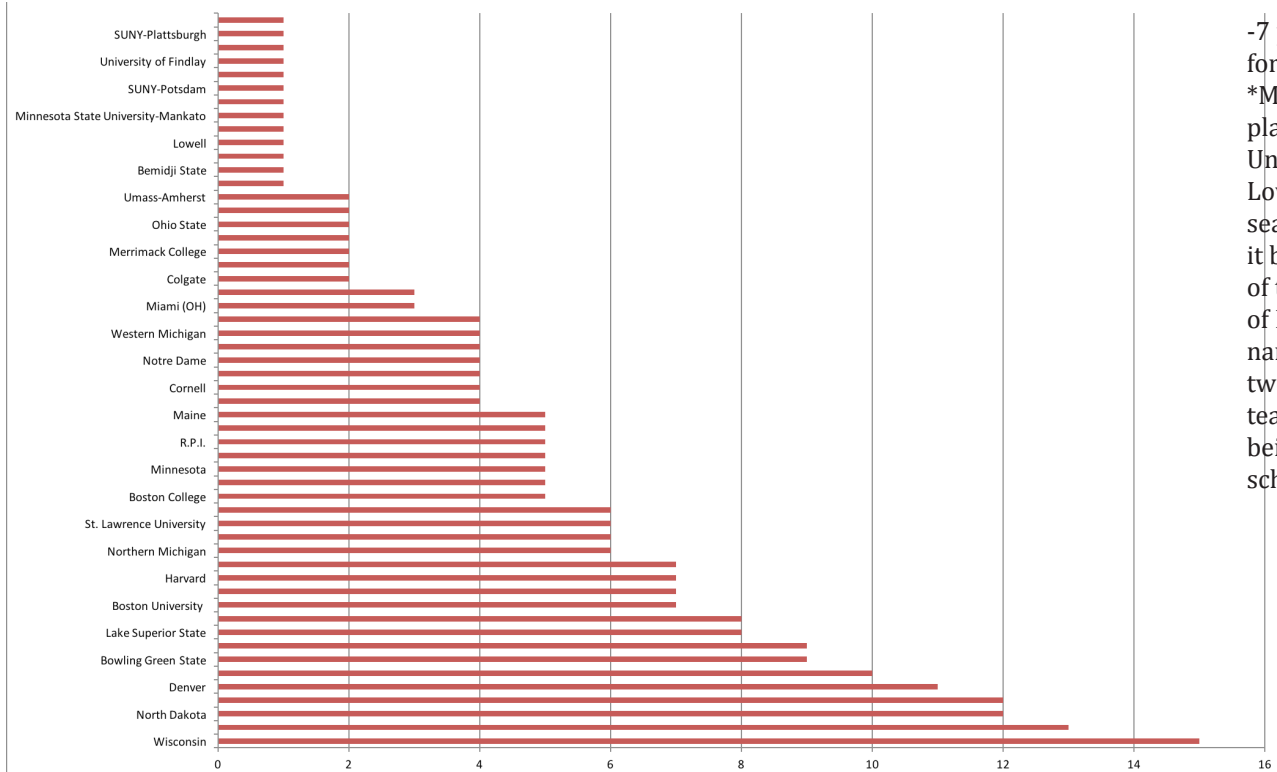
1. NATIONAL COLLEGIATE ATHLETIC ASSOCIATION (NCAA) - 254 PLAYERS WITH NCAA EXPERIENCE
2. WESTERN HOCKEY LEAGUE (WHL) - 219 PLAYERS WITH WHL EXPERIENCE
3. ONTARIO HOCKEY LEAGUE (OHL) - 162 PLAYERS WITH OHL EXPERIENCE
4. QUEBEC MAJOR JUNIOR HOCKEY LEAGUE (QMJHL) - 82 PLAYERS WITH QMJHL EXPERIENCE
5. EUROPE - 51\* PLAYERS WITH EUROPEAN JUNIOR AND/OR PRO EXPERIENCE
6. UNITED STATES HOCKEY LEAGUE (USHL) - 45 PLAYERS WITH USHL EXPERIENCE
7. CANADIAN INTERUNIVERSITY SPORT (CIS) - 30 PLAYERS WITH CIS EXPERIENCE

\*47 of 51 players played pro in Europe



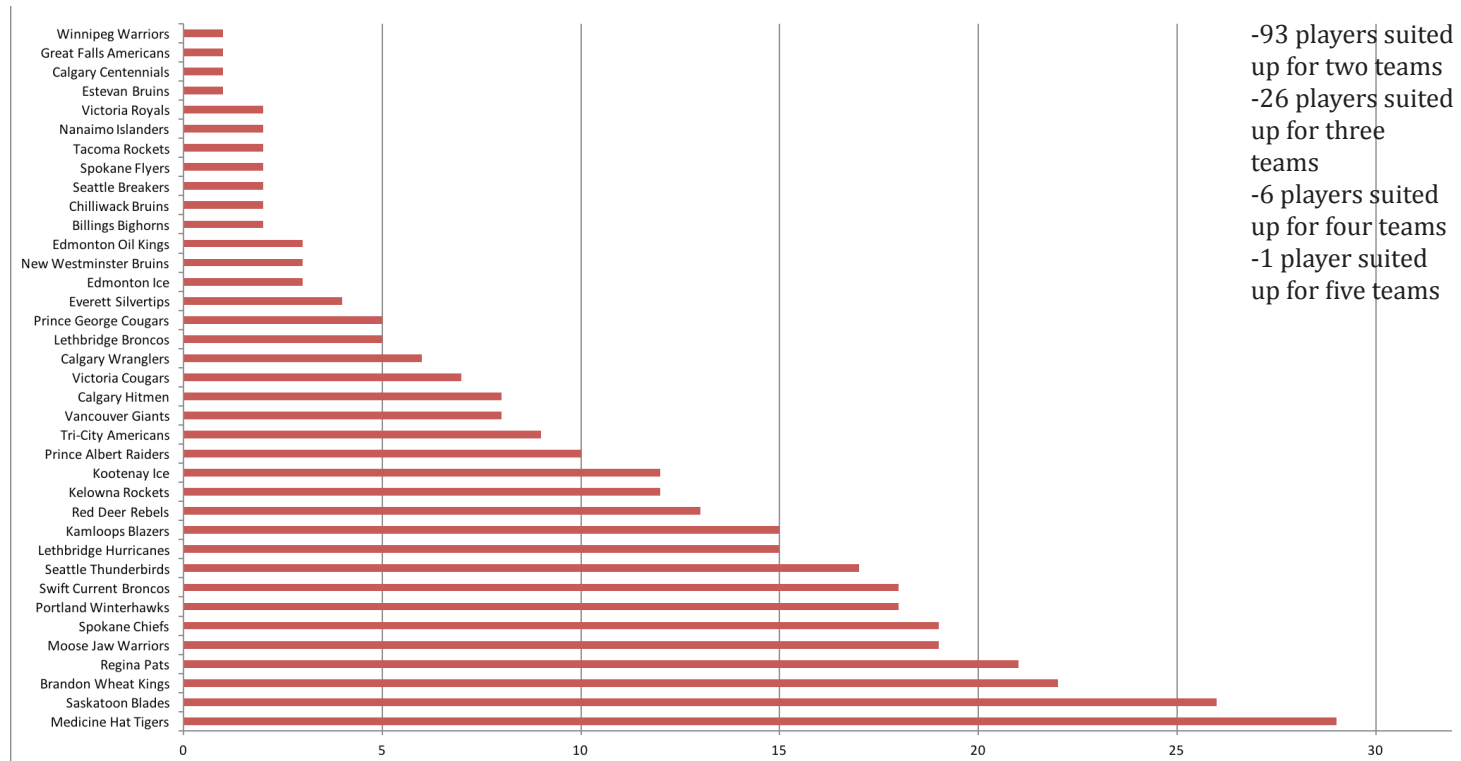
# WHERE DO PLAYERS COME FROM? (NCAA/WHL)

## NATIONAL COLLEGIATE ATHLETIC ASSOCIATION (NCAA)



-7 players played for two colleges\*  
\*Mark Richards played at the University of Lowell for two seasons before it became a part of the University of Massachusetts name. He played two years for both teams despite it being the "same" school

## WESTERN HOCKEY LEAGUE (WHL)

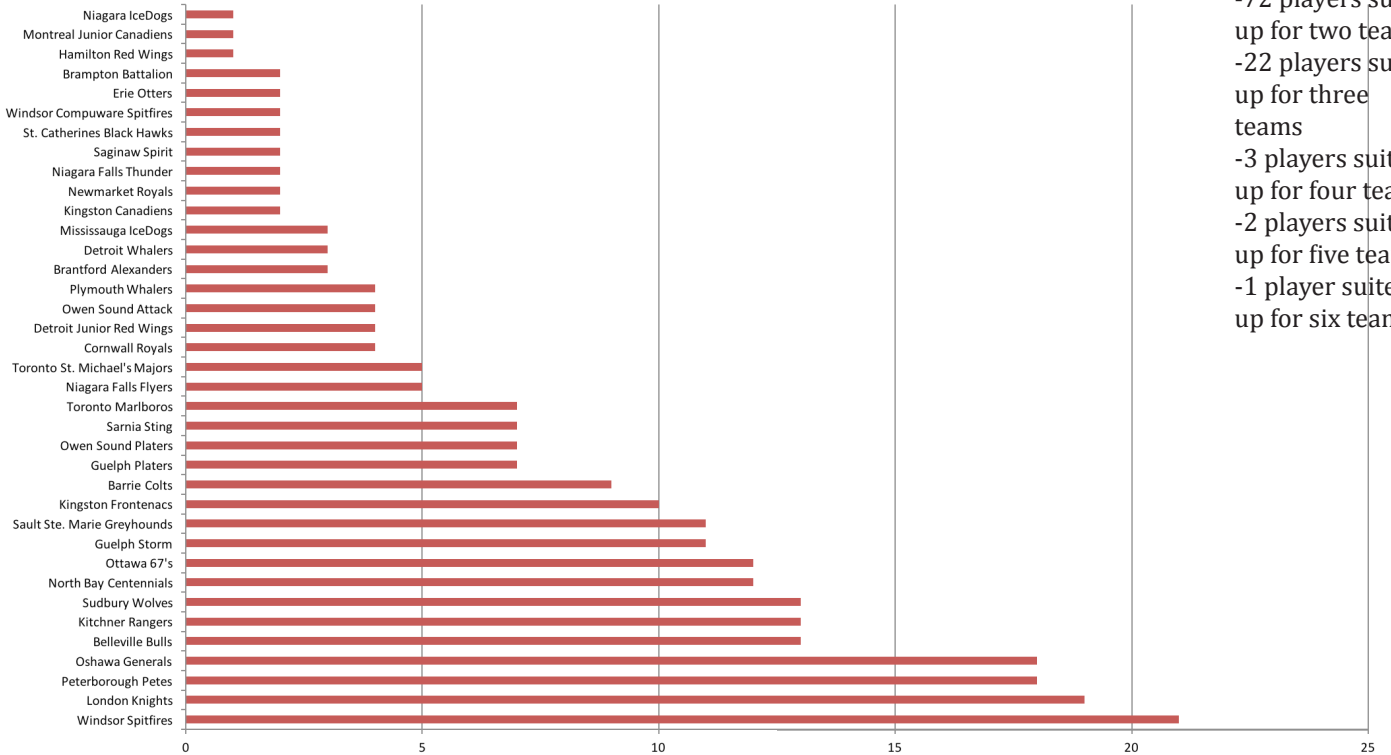


-93 players suited up for two teams  
-26 players suited up for three teams  
-6 players suited up for four teams  
-1 player suited up for five teams



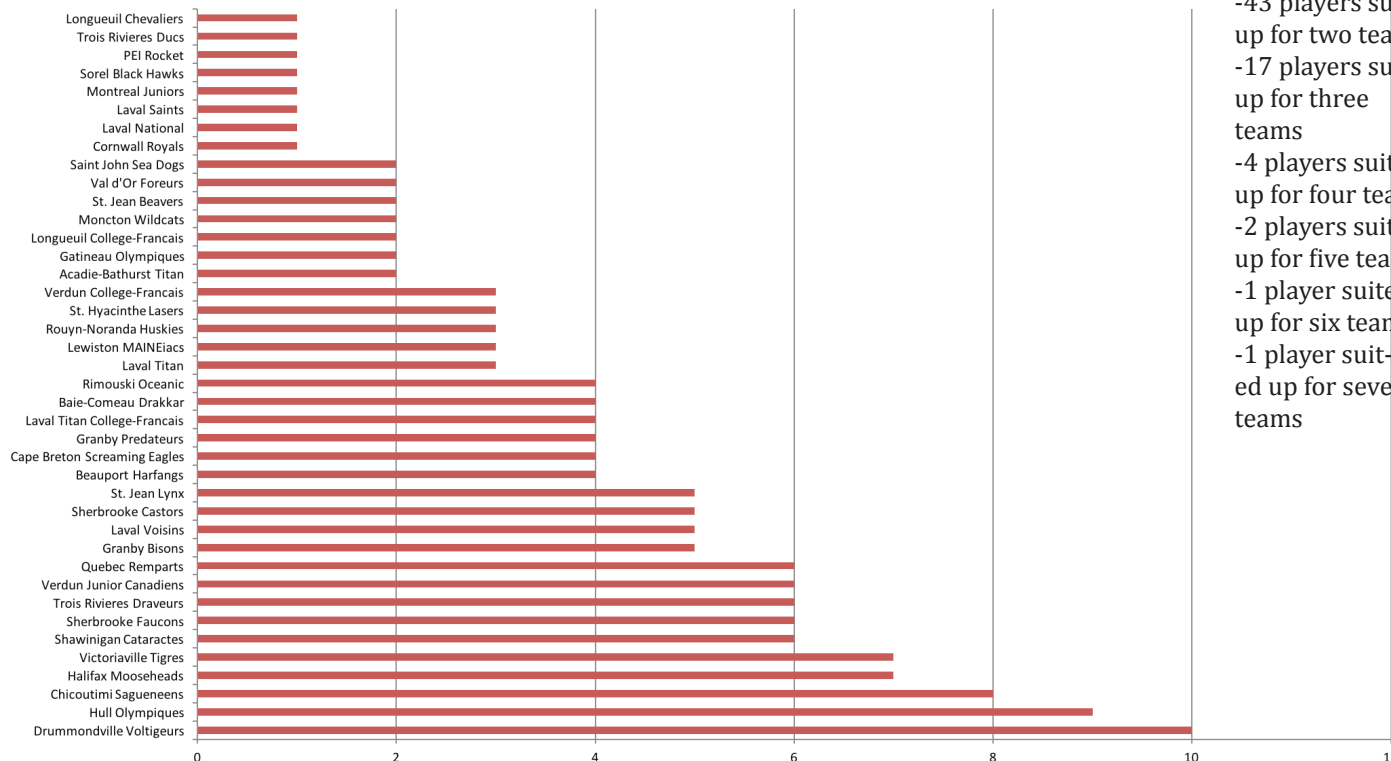
# WHERE DO PLAYERS COME FROM? (OHL/QMJHL)

## ONTARIO HOCKEY LEAGUE (OHL)



-72 players suited up for two teams  
 -22 players suited up for three teams  
 -3 players suited up for four teams  
 -2 players suited up for five teams  
 -1 player suited up for six teams

## QUEBEC MAJOR JUNIOR HOCKEY LEAGUE (QMJHL)

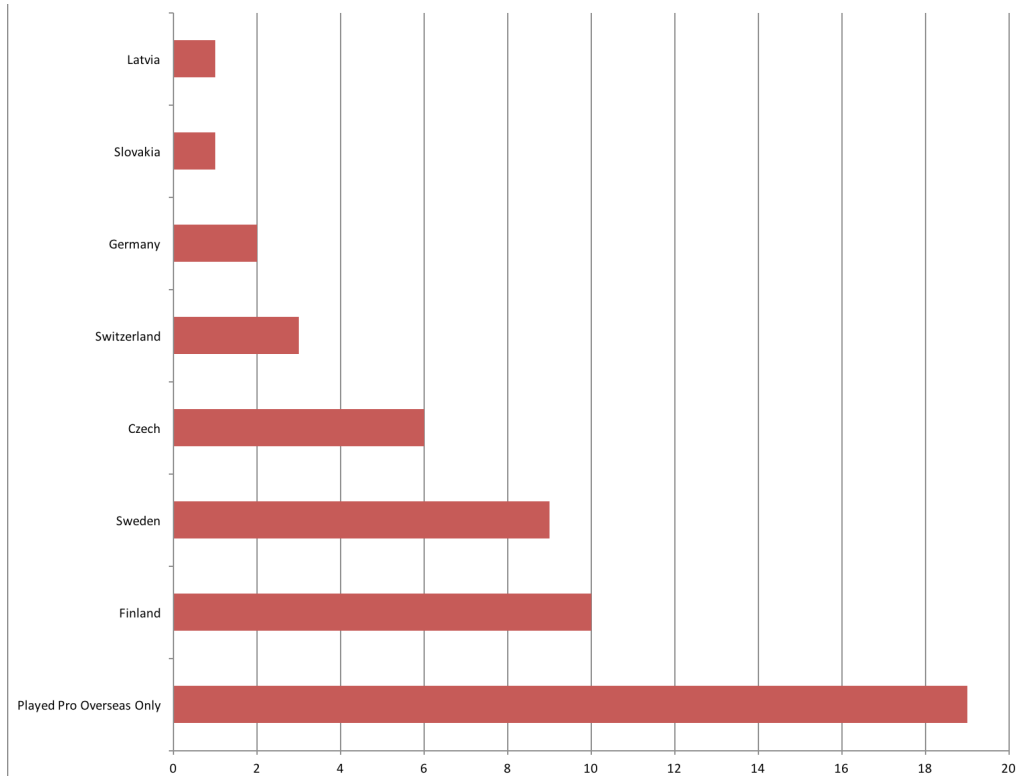


-43 players suited up for two teams  
 -17 players suited up for three teams  
 -4 players suited up for four teams  
 -2 players suited up for five teams  
 -1 player suited up for six teams  
 -1 player suited up for seven teams



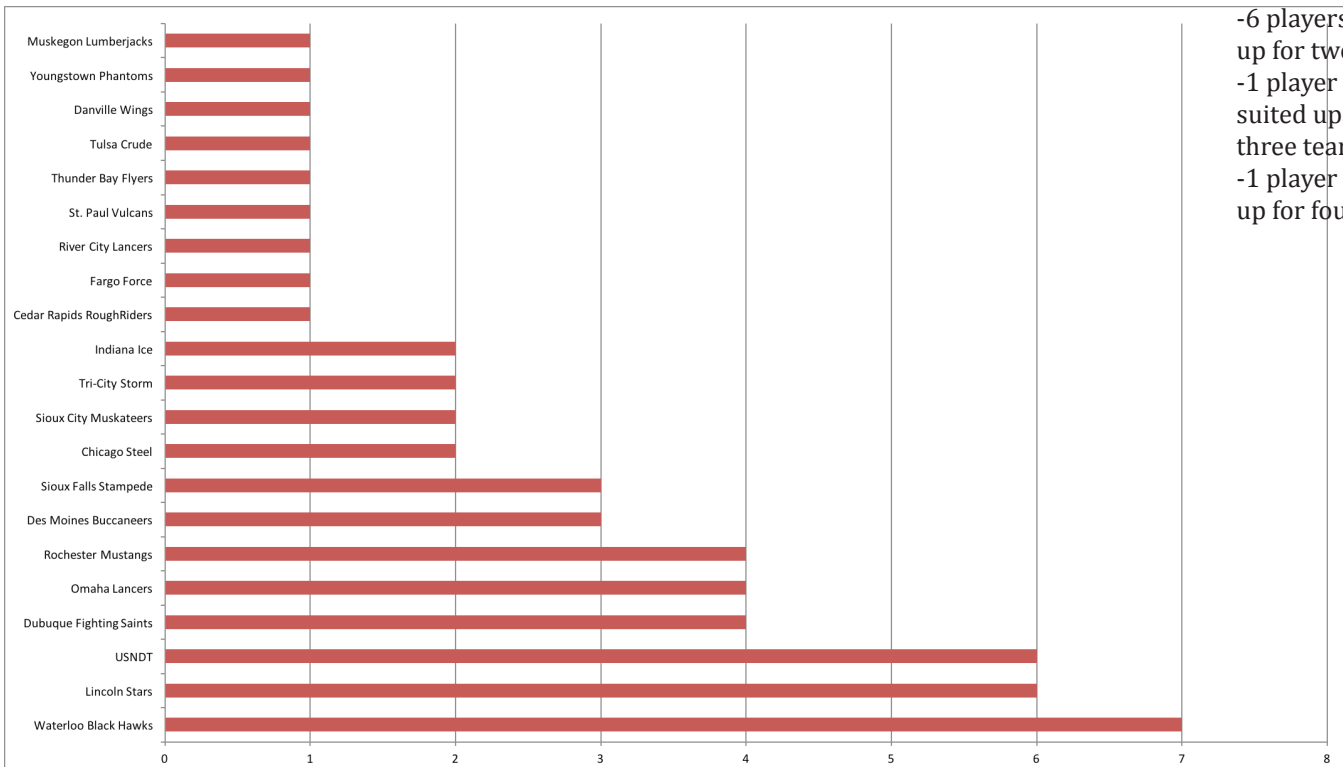
# WHERE DO PLAYERS COME FROM? (EUROPE/USHL)

## EUROPEAN TEAMS



-Only 4 players did not also play Pro Overseas (47/51 did)  
 -10 players suited up for two European Junior teams  
 -3 players suited up for three European Junior teams

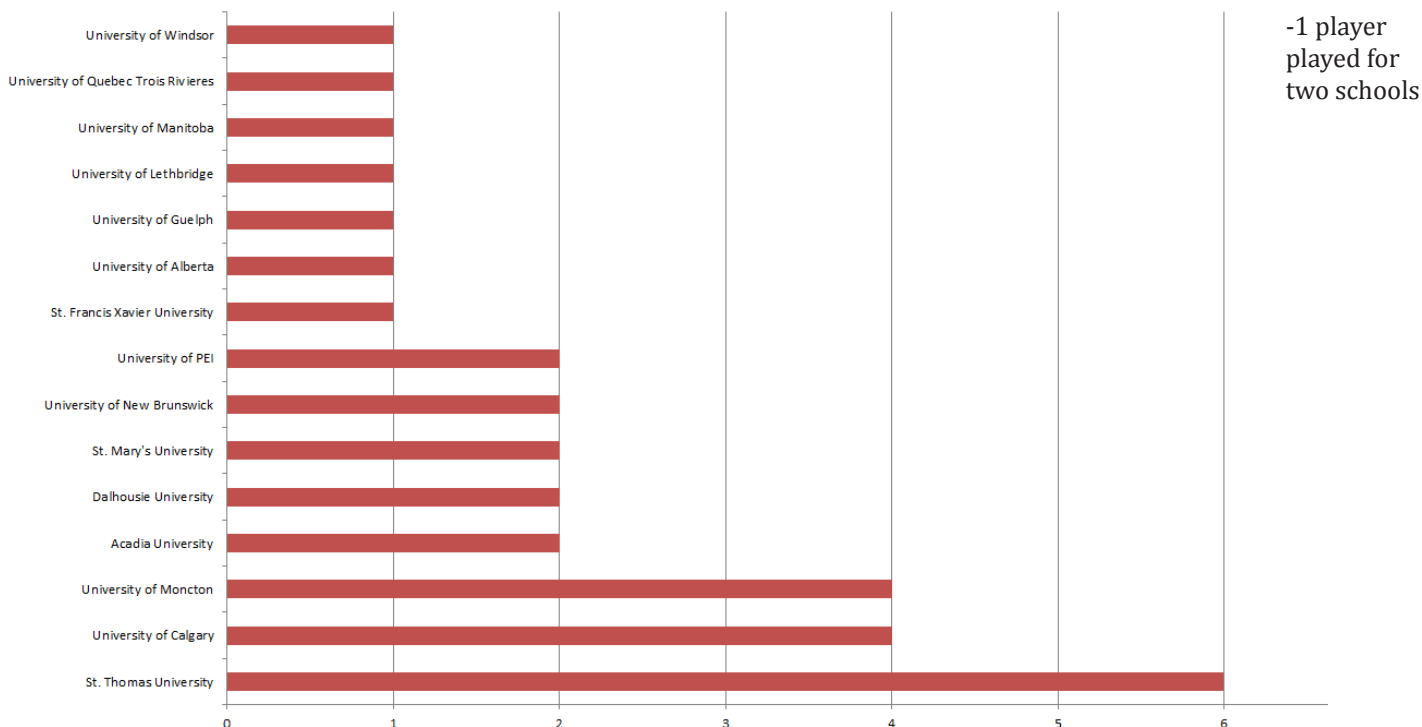
## UNITED STATES HOCKEY LEAGUE (USHL)



-6 players suited up for two teams  
 -1 player suited up for three teams  
 -1 player suited up for four teams

# WHERE DO PLAYERS COME FROM? (CIS/OVERALL)

## CANADIAN INTERUNIVERSITY SPORT



## MOST OVERALL



**MEDICINE HAT TIGERS**  
WHL - 29 PLAYERS



**SASKATOON BLADES**  
WHL - 26 PLAYERS



**BRANDON WHEAT KINGS**  
WHL - 22 PLAYERS



**WINDSOR SPITFIRES**  
OHL - 21 PLAYERS



**REGINA PATS**  
WHL - 21 PLAYERS

### TOP 50 (TEAM - LEAGUE - # OF PLAYERS)

- |   |  |  |                                    |
|---|--|--|------------------------------------|
| 1. Medicine Hat Tigers - WHL - 29       | 16. Lethbridge Hurricanes - WHL - 15       | 31. Sault Ste. Marie Greyhounds - OHL - 11 | 46. Boston University - NCAA - 7   |
| 2. Saskatoon Blades - WHL - 26          | 17. Kamloops Blazers - WHL - 15            | 32. Colorado College - NCAA - 10           | 47. Clarkson University - NCAA - 7 |
| 3. Brandon Wheat Kings - WHL - 22       | 18. University of Michigan - NCAA - 13     | 33. Kingston Frontenacs - OHL - 10         | 48. Harvard University - NCAA - 7  |
| 4. Windsor Spitfires - OHL - 21         | 19. Belleville Bulls - OHL - 13            | 34. Drummondville Voltigeurs - QMJHL - 10  | 49. Guelph Platers - OHL - 7       |
| 5. Regina Pats - WHL - 21               | 20. Kitchener Rangers - OHL - 13           | 35. Prince Albert Raiders - WHL - 10       | 50. Owen Sound Platers - OHL - 7   |
| 6. London Knights - OHL - 19            | 21. Sudbury Wolves - OHL - 13              | 36. Bowling Green State - NCAA - 9         | Sarnia Sting - OHL - 7             |
| 7. Moose Jaw Warriors - WHL - 19        | 22. Red Deer Rebels - WHL - 13             | 37. Barrie Colts - OHL - 9                 | Toronto Marlboros - OHL - 7        |
| 8. Spokane Chiefs - WHL - 19            | 23. University of North Dakota - NCAA - 12 | 38. Hull Olympiques - QMJHL - 9            | Halifax Mooseheads - QMJHL - 7     |
| 9. Pro Overseas - Europe - 19           | 24. North Bay Centennials - OHL - 12       | 39. Tri-City Americans - WHL - 9           | Victoria Cougars - WHL - 7         |
| 10. Peterborough Petes - OHL - 18       | 25. Ottawa 67's - OHL - 12                 | 40. Providence College - NCAA - 9          | Waterloo Black Hawks - USHL - 7    |
| 11. Portland Winter Hawks - WHL - 18    | 26. Kelowna Rockets - WHL - 12             | 41. Lake Superior State - NCAA - 8         | Michigan State - NCAA - 7          |
| 12. Oshawa Generals - OHL - 18          | 27. Kootenay Ice - WHL - 12                | 42. University of New Hampshire - NCAA - 8 | Victoriaville Tigres - QMJHL - 7   |
| 13. Swift Current Broncos - WHL - 18    | 28. Minnesota-Duluth - NCAA - 12           | 43. Chicoutimi Sagueneens - QMJHL - 8      |                                    |
| 14. Seattle Thunderbirds - WHL - 17     | 29. University of Denver - NCAA - 11       | 44. Vancouver Giants - WHL - 8             |                                    |
| 15. University of Wisconsin - NCAA - 15 | 30. Guelph Storm - OHL - 11                | 45. Calgary Hitmen - WHL - 8               |                                    |

# ALL-TIME AFFILIATE ROSTER

NAME	POS	GP	G	A	PTS	PIM	SEASONS	YRS.	BIRTHDATE	BIRTHPLACE	TEAM(S)
Sena Acolatse	D	38	6	13	19	68	2014-2015	1	11/28/90	Hayward, CA	ADK
Kenny Agostino	L	132	38	62	100	70	2014-2016	2	4/30/92	Morristown, NJ	ADK, STK
Peter Ahola	D	66	9	19	28	59	1993-1994	1	5/14/68	Espoo, Finland	SJ
Akim Aliu	L	84	14	11	25	170	2011-2013	2	4/24/89	Okene, Nigeria	ABB
Sandy Allan	G	2	0	0	0	0	1996-1997	1	1/22/74	Nassau, Bahamas	SJ
Jamie Allison	D	138	6	27	33	434	1995-1999	4	5/13/75	Lindsay, ONT	SJ
Bujar Amidovski	G	6	0	0	0	0	1998-1999	1	2/19/77	Toronto, ONT	SJ
Erik Andersson	L	34	5	9	14	33	1997-1999	2	8/19/71	Stockholm, Sweden	SJ
Ralph Andreesen	D	83	5	15	20	100	1980-82	2	9/14/60	Prince Rupert, BC	OKC, BIR
Doug Andress	D	1	0	0	0	0	2005-2006	1	4/7/79	Iroquois Falls, ONT	OMA
John Armstrong	C	177	16	28	44	208	2008-2012	4	2/26/88	Toronto, ONT	ABB, QC
Riley Armstrong	R	38	11	8	19	55	2009-2010	1	11/8/84	Saskatoon, SASK	ABB
Bill Arnold	F	113	24	36	60	50	2014-2016	2	5/13/92	Needham, MA	ADK, STK
Dean Arsene	D	42	1	6	7	43	2013-2014	1	7/20/80	Murrayville, BC	ABB
Hardy Astrom	G	35	0	1	1	12	1981-82	1	3/29/51	Skelleftea, Sweden	OKC
Peter Aubry	G	3	0	0	0	0	2002-2003	1	5/19/77	Windsor, ONT	SJ
Andre Aubut	D	6	0	0	0	4	1981-82	1	n/a	Laval, PQ	OKC
Keith Aulie	D	43	2	4	6	32	2009-2010	1	6/11/89	Rouleau, SASK	ABB
Mikael Backlund	C	55	15	17	32	26	2009-2011	2	3/17/89	Vasteras, Sweden	ABB
Sven Baertschi	L	109	31	49	80	40	2012-2015	3	10/5/92	Bern, Switzerlan	ADK, ABB
Eric Baier	D	1	0	0	0	0	2015-2016	1	3/26/88	North Kingstown, RI	STK
Scott Bailey	G	4	0	0	0	0	1999-2000	1	5/2/72	Calgary, ALTA	SJ
Ajay Baines	C	24	8	4	12	26	2005-2006	1	3/25/78	Kamloops, BC	OMA
Todd Baird	G	1	0	0	0	0	1993-1994	1			SJ
Kevin Baker	R	46	13	7	20	20	2001-2002	1	6/15/79	Kingston, ONT	SJ
Peter Bakovic	L	196	51	97	148	850	1985-1988	3	1/31/65	Thunder Bay, ONT	SL, MON
Gord Baldwin	D	234	8	40	48	207	2007-2011	4	3/1/87	Winnipeg, MAN	ABB, QC
Carter Bancks	L	224	15	37	52	179	2009-2014	5	8/9/89	Marysville, BC	ABB
Steve Bancroft	D	92	4	24	28	148	97-99, 05-06	3	10/6/70	Toronto, ONT	OMA, SJ
Darren Banks	L	115	14	12	26	600	1989-1992	3	3/18/66	Toronto, ONT	SL
Rick Barkovich	C	149	54	46	100	120	1987-1990	2	4/25/64	Hamilton, ONT	SL
Evan Barlow	L	8	1	3	4	4	2009-2010	1	11/8/85	Strathmore, ALTA	ABB
Robin Bartell	D	115	8	32	40	166	1984-1986	2	5/16/61	Drake, SASK	MON
Ryan Bast	D	91	3	8	11	213	1996-1999	3	8/27/75	Regina, SASK	SJ
Frank Beaton	L	41	8	5	13	143	1980-81	1	4/28/53	Antigonish, NS	BIR
Scott Beattie	C	2	0	0	0	2	1993-1994	1	5/16/68	Kimberley, BC	SJ
Serge Beaudoin	D	7	0	3	3	12	1980-81	1	10/30/52	Montreal, PQ	BIR
Ed Beers	F	29	12	17	29	52	1982-1983	1	10/12/59	Merritt, BC	COL
Steve Begin	L	178	38	35	73	364	1996-2001	4	6/14/78	Trois-Rivieres, PQ	SJ
Wade Belak	D	12	0	2	2	43	1998-1999	1	7/3/76	Saskatoon, SASK	SJ
David Bell	D	4	0	0	0	7	2001-2002	1	3/24/77	Warton, ONT	SJ
Thomas Bellemare	R	2	0	0	0	5	2005-2006	1	1/11/84	Shawinigan, PQ	OMA
Garett Bembridge	R	187	23	31	54	99	2001-2004	3	7/6/81	Saskatoon, SASK	LOW, SJ
Spencer Bennett	L	2	0	0	0	0	2010-2011	1	10/31/90	White Rock, BC	ABB
Sean Berens	C	11	2	0	2	6	1998-1999	1	4/6/76	Chicago, IL	SJ
Jonas Bergqvist	R	13	6	10	16	4	1989-1990	1	9/26/62	Hassleholm, Sweden	SL
Tim Bernhardt	G	73	0	1	1	4	1980-1983	3	1/17/58	Sarnia, ONT	COL, OKC, BIR
Reto Berra	G	9	0	0	0	0	2013-2014	1	1/3/87	Bulach, Switzerland	ABB

# ALL-TIME AFFILIATE ROSTER

NAME	POS	GP	G	A	PTS	PIM	SEASONS	YRS.	BIRTHDATE	BIRTHPLACE	TEAM(S)
Scott Bertoli	L	1	0	0	0	0	2001-2002	1	3/23/77	Milton, ONT	SJ
Blair Betts	C	161	39	51	90	44	2000-2003	3	2/16/80	Edmonton, ALTA	SJ
Chad Billins	D	65	10	32	42	40	2013-2014	1	5/26/89	Marysville, MI	ABB
Brent Bilodeau	D	24	2	1	3	39	1996-1997	1	3/27/73	Clyde, ALTA	SJ
Chris Biotti	D	189	20	52	72	190	1987-1990	3	4/22/67	Waltham, MA	SL
Patrick Bisailon	R	1	0	0	0	0	1994-1995	1	8/23/72	St. Jean, PQ	SJ
Judd Blackwater	C	17	0	0	0	15	2011-2012	1	6/22/87	Lethbridge, ALTA	ABB
Grant Blair	G	19	0	2	2	2	1987-1988	1	8/15/64	Stoney Creek, ONT	SL
Lucas Bloodoff	L	2	0	0	0	2	2014-2015	1	5/5/89	Castlegar, BC	ADK
Bob Bodak	L	154	50	45	95	308	1985-1989	4	5/28/61	Thunder Bay, ONT	SL, MON
Andy Bohmbach	L	4	1	0	1	0	2012-2013	1	2/25/87	Hudson, WI	ABB
Dan Bolduc	L	184	71	70	141	95	1982-1985	3	4/6/53	Waterville, ME	MON, COL
Ryan Bonni	D	16	0	0	0	19	2006-2007	1	2/18/79	Winnipeg, MAN	OMA
Jason Botterill	L	152	37	45	82	261	1999-2002	3	5/19/76	Edmonton, ALTA	SJ
Joel Bouchard	D	155	16	51	67	173	1993-1998	4	1/23/74	Montreal, PQ	SJ
Lance Bouma	L	95	16	11	27	108	2009-2013	4	3/25/90	Provost, ALTA	ABB
Charlie Bourgeois	D	118	24	52	76	278	1981-1984	3	11/19/59	Moncton, NB	COL, OKC
J.F. Boutin	L	27	3	11	14	25	2002-2003	1	11/17/76	Sherbrooke, PQ	SJ
Jason Bowen	L	11	0	1	1	28	1999-2000	1	11/9/73	Port Alice, BC	SJ
Justin Bowers	C	20	4	3	7	13	2008-2010	2	3/20/85	Halifax, NS	ABB, QC
Dustin Boyd	C	89	31	40	71	40	2006-2009	3	7/16/86	Winnipeg, MAN	QC, OMA
Brian Bradley	C	79	35	58	93	48	1985-1987	2	1/21/65	Kitchener, ONT	MON, COL
Andy Brandt	R	4	1	1	2	0	2011-2012	1	6/1/83	Wausau, WI	ABB
Tim Branham	D	30	1	8	9	24	2002-2003	1	5/10/81	Eagle River, WI	SJ
Fred Brathwaite	G	2	0	0	0	0	1999-2000	1	11/24/72	Ottawa, ONT	SJ
Christopher Breen	D	245	9	21	30	172	2009-2014	5	6/29/89	Uxbridge, ONT	ABB
Travis Brigley	L	162	35	51	86	80	1997-2000	3	6/16/77	Coronation, ALTA	SJ
Martin Brochu	G	55	0	1	1	8	2000-2001	1	3/10/73	Anjou, PQ	SJ
T.J. Brodie	D	115	7	50	57	64	2010-2013	3	6/7/90	Chatham, ONT	ABB
Laurent Brossoit	G	2	0	0	0	0	2013-2014	1	3/23/93	Surrey, BC	ABB
Todd Brost	C	82	5	17	22	42	1992-1993	1	9/23/67	Calgary, ALTA	SL
Jeremy Brown	R	17	1	5	6	2	2001-2002	1	6/23/74	Haileybury, ONT	SJ
Brad Brown	D	46	1	1	2	96	2008-2009	1	12/27/75	Baie Verte, NFLD	QC
Bobby Brown	C	2	0	0	0	0	1997-1998	1	9/26/75	Winnipeg, MAN	SJ
Jamie Brown	D	1	0	0	0	0	2001-2002	1	4/24/76	Halifax, NS	SJ
Jeff Brubaker	L	57	16	19	35	218	1983-1984	1	2/24/58	Hagerstown, MD	COL
Barry Brust	G	35	0	0	0	8	2012-2013	1	8/8/83	Swan River, MAN	ABB
Randy Bucyk	C	239	91	149	240	110	1987-1991	4	11/9/62	Edmonton, ALTA	SL
Marc Bureau	C	283	122	159	281	492	87-91, 00-01	5	5/19/66	Trois-Rivieres, PQ	SJ, SL
Gerry Burke	D	45	0	6	6	36	2007-2008	1	7/6/82	Milton, MA	QC
Rod Buskas	D	31	0	2	2	52	1992-1993	1	1/7/61	Medicine Hat, ALTA	SL
Ali Butorac	D	11	0	2	2	42	1985-1986	1	7/19/64	Sault Ste. Marie, ONT	MON
Paul Byron	C	100	18	36	54	82	2011-2014	3	4/27/89	Ottawa, ONT	ABB
Cory Cadden	G	3	0	0	0	2	1997-1998	1	2/21/69	Edmonton, ALTA	SJ
Joe Callahan	D	64	0	10	10	44	2012-2013	1	12/20/82	Abington, MA	ABB
Dave Cameron	C	38	8	16	24	82	84-85, 94-95	1	7/29/58	Charlottetown, PEI	SJ, MON
Bryan Cameron	R	60	6	9	15	41	2010-2011	1	2/25/89	Brampton, ONT	ABB
Brett Cameron	R	5	0	1	1	6	2014-2015	1	5/11/90	Spruce Grove, ALTA	ADK



# ALL-TIME AFFILIATE ROSTER

NAME	POS	GP	G	A	PTS	PIM	SEASONS	YRS.	BIRTHDATE	BIRTHPLACE	TEAM(S)
Kris Cantu	L	4	0	0	0	0	1997-1998	1	1/12/76	Warren, MI	SJ
Arnie Caplan	G	1	0	0	0	0	1995-1996	1	2/22/68	Winnipeg, MAN	SJ
Dan Carlson	L	28	4	1	5	17	01-02, 03-04	1	4/6/79	Edina, MN	LOW*, SJ
Hugo Carpentier	C	61	3	9	12	41	2008-2011	3	3/17/88	Hull, PQ	ABB, QC
Doug Carr	G	15	0	0	0	0	2013-2015	2	3/12/89	Hanover, MA	ADK, ABB
Andrew Carroll	C	13	1	1	2	4	2010-2011	1	5/7/85	Shoreview, MN	ABB
Austin Carroll	R	53	6	7	13	74	2015-2016	1	3/26/94	Scottsdale, AZ	STK
Brett Carson	L	60	8	11	19	26	2011-2013	2	11/29/85	Regina, SASK	ABB
Brian Caruso	L	1	0	0	0	2	1994-1995	1	9/20/72	Thunder Bay, ONT	SJ
Gino Cavallini	L	55	32	21	53	35	1984-1986	2	11/24/62	Toronto, ONT	MON
Eric Charron	D	143	20	47	67	366	1997-2000	3	1/14/70	Verdun, PQ	SJ
Landis Chaulk	F	14	1	0	1	13	1986-1987	1	5/17/66	Swift Current, SASK	MON*
Ryan Chaytors	C	11	1	4	5	0	2000-2001	1	9/19/75	Calgary, ALTA	SJ
Steve Cheredaryk	D	6	1	1	2	13	2001-2002	1	11/20/75	Calgary, ALTA	SJ
Rich Chernomaz	R	442	205	296	501	1000	1987-1993	6	9/1/63	Selkirk, MAN	SL
Ryan Christie	L	144	31	32	63	145	2001-2003	2	7/3/78	Beamsville, ONT	SJ
Kris Chucko	R	277	66	61	127	227	2006-2011	5	3/13/86	Burnaby, BC	ABB, QC, OMA
Shane Churla	R	32	3	13	16	278	1988-1989	1	6/24/65	Fernie, BC	SL
Chris Clark	R	169	47	61	108	388	1998-2001	3	3/8/76	South Windsor, CT	SJ
Kerry Clark	R	200	40	43	83	893	1990-1993	3	8/21/68	Kelvington, SASK	SL
Doug Clarke	D	106	16	33	49	34	1987-1989	2	2/29/64	Toronto, ONT	SL
Mike Clayton	L	139	30	32	62	259	1983-1985	2	6/20/63	, Jamaica	MON, COL
Brad Cole	D	161	5	21	26	103	2007-2010	3	10/21/86	Miniota, MAN	ABB, QC
Mike Commodore	D	117	11	43	54	268	2002-2005	3	11/7/79	Fort Saskatchewan, ALTA	LOW, SJ
Rob Concannon	L	5	2	2	4	2	1999-2000	1	12/2/70	Dorchester, MA	SJ
Brian Connelly	D	28	1	15	16	10	2011-2012	1	6/10/86	Bloomington, MN	ABB
Brendan Connolly	C	6	1	1	2	0	2013-2014	1	9/15/85	Canmore, ALTA	ABB
David Cooper	D	65	18	24	42	121	1998-1999	1	11/2/73	Ottawa, ONT	SJ
Dan Cormier	F	23	3	4	7	81	1984-1985	1	4/24/63	Bathurst, PQ	MON*
Victor Cormier		3	0	0	0	0	1984-1985	1			MON*
Kenny Corupe	C	44	3	4	7	26	2000-2001	1	1/18/80	Hamilton, ONT	SJ
Pierre-Luc Courchesne	D	3	0	2	2	8	2002-2003	1	9/4/81	Nicolet, PQ	SJ
Yves Courteau	R	129	45	43	88	51	1984-1986	2	4/25/64	Montreal, PQ	MON
Yves Courteau‡	R						1982-1983	1	4/25/64	Montreal, PQ	COL
Derek Couture	R	188	20	26	46	293	2005-2008	3	4/24/84	Calgary, ALTA	QC, OMA
Jeff Cowan	L	209	42	40	82	225	1996-2000	4	9/27/76	Scarborough, ONT	SJ
Wayne Cowley	G	72	0	5	5	26	1988-1991	3	12/4/64	Scarborough, ONT	SL
Adam Cracknell	R	89	12	18	30	38	2005-2009	3	7/15/85	Prince Albert, SASK	QC, OMA
Ryan Culkin	D	64	2	18	20	28	2014-2016	2	12/15/93	Montreal, PQ	ADK, STK
Patrick Cullity	D	5	0	1	1	2	2011-2012	1	1/26/87	Tewksbury, MA	ABB
Mark Cundari	D	84	11	31	42	122	2012-2015	3	4/23/90	Toronto, ONT	ADK, ABB
Cam Cuning	L	342	65	54	119	297	2005-2011	6	6/4/85	Powell River, BC	ABB, QC, OMA
Tony Curtale	D	128	10	42	52	141	1981-1984	3	1/29/63	Detroit, MI	COL, OKC
Denis Cyr	R	14	10	4	14	16	1981-82	1	2/4/61	Verdun, PQ	OKC
Marc D'Amour	G	198	0	5	5	197	82-86, 87-88	5	4/29/61	Sudbury, ONT	SL, MON, COL
Doug Dadswell	G	74	0	2	2	24	86-87, 88-89	2	2/7/64	Scarborough, ONT	SL, MON
Kevin Dahl	D	38	4	13	17	49	91-92, 93-96	3	12/30/68	Regina, SASK	SJ, SL
Jason Dale	R	1	0	0	0	0	2011-2012	1	12/31/88	Pickering, ONT	ABB

# ALL-TIME AFFILIATE ROSTER

NAME	POS	GP	G	A	PTS	PIM	SEASONS	YRS.	BIRTHDATE	BIRTHPLACE	TEAM(S)
Andrew Dale	C	2	0	0	0	0	1999-2000	1	2/16/76	Sudbury, ONT	SJ
Jean-Francois Dampousse	G	10	0	0	0	0	2002-2003	1	7/21/79	Saint-Alexis-des-Monts, PQ	SJ
Mike Dark	D	36	3	12	15	57	1988-1989	1	9/17/63	Sarnia, ONT	SL
Matt Davidson	RW	66	14	28	42	36	2003-2004	1	8/9/77	Flin Flon, MAN	LOW*
Zach Davies	D	14	3	0	3	6	2013-2014	1	7/1/88	Smithers, BC	ABB
Greg Day	F	8	0	1	1	2	2003-2004	1	2/25/77	St. Clair Beach, ONT	LOW
Jacob De Serres	G	1	0	0	0	0	2014-2015	1	3/18/90	Calgary, ALTA	ADK
Bryan Deasley	L	211	52	55	107	166	1988-1992	4	11/26/68	Toronto, ONT	SL
Dave Debol	C	21	13	15	28	2	1981-82	1	3/27/56	St. Clair Shores, MI	OKC
Robby Dee	C	3	1	0	1	0	2011-2012	1	4/9/87	Plymouth, MN	ABB
Dale DeGray	D	265	60	104	164	315	1983-1987	4	9/3/63	Oshawa, ONT	MON, COL
Aaron Dell	G	6	0	0	0	0	2013-2014	1	5/4/89	Airdrie, ALTA	ABB
Andy Delmore	D	9	1	3	4	4	2009-2010	1	12/26/76	Windsor, ONT	ABB
Guillaume Desbiens	R	59	3	11	14	114	2011-2012	1	4/20/85	Alma, PQ	ABB
Frederic Deschenes	G	5	0	0	0	0	1999-2000	1	1/12/76	Quebec, PQ	SJ
Jeff Dewar	R	3	1	0	1	5	2000-2001	1	5/21/76	Rothsay, NB	SJ
Chris Dingman	L	121	10	13	23	335	1995-1999	3	7/6/76	Edmonton, ALTA	SJ
Matt Doman	W	23	1	1	2	17	2001-2003	2	2/10/80	Crystal Lake, IL	SJ
Robert Dome	RW	69	32	36	68	60	2002-2004	2	1/29/79	Skalica, Slovakia	LOW, SJ
Hnat Domenichelli	C	112	65	42	107	58	1996-2000	4	2/16/76	Edmonton, ALTA	SJ
Ryan Donally	L	28	3	2	5	59	2006-2008	2	2/4/85	Tecumseh, ONT	QC, OMA
Benoit Doucet	F	79	26	34	60	18	1985-1987	2	4/23/63	Montreal, PQ	MON*
Doug Doull	L	49	3	10	13	167	2000-2001	1	5/31/74	Glace Bay, NS	SJ
Jim Dowd	C	59	13	41	54	38	1996-1998	2	12/25/68	Brick, NJ	SJ
Justin Dowling	C	30	2	4	6	8	2010-2012	2	10/1/90	Cochrane, ALTA	ABB
Trevor Doyle	D	2	0	0	0	5	1998-1999	1	1/1/74	Ottawa, ONT	SJ
Steve Duke	D	2	0	0	0	0	1998-1999	1	8/31/75	Georgetown, ONT	SJ
Brett Duncan	D	19	0	0	0	109	1995-1996	1	2/15/73	Kitchener, ONT	SJ
Micki DuPont	D	188	27	75	102	178	2000-2003	3	4/15/80	Calgary, ALTA	SJ
Maurice Dupuis	G	2	0	0	0	0	1986-1987	1			MON*
Ryan Duthie	C	72	18	21	39	70	1994-1995	1	9/2/74	Red Deer, ALTA	SJ
Mike Dwyer	L	128	40	88	128	231	1980-1983	3	9/16/57	Brampton, ONT	COL, OKC, BIR
Gordie Dwyer	LW	56	2	7	9	183	2004-2005	1	1/25/78	Dalhousie, NB	LOW*
Bruce Eakin	C	221	92	166	258	123	1981-1985	4	9/28/62	Winnipeg, MAN	MON, COL, OKC
David Eddy	R	19	1	0	1	12	2011-2014	3	12/10/89	Woodbury, MN	ABB
Allan Egeland	C	25	6	10	16	91	1998-2000	2	1/31/73	Lethbridge, ALTA	SJ
Neil Eisenhut	C	75	16	39	55	30	1994-1995	1	2/9/67	Osoyoos, BC	SJ
Matt Eisler	G	15	0	0	0	2	1998-1999	1	9/19/75	West Milford, NJ	SJ
Nils Ekman	R						1997-1998	1	3/11/76	Stockholm, Sweden	SJ
Mickey Elick	D	62	2	11	13	50	1998-1999	1	3/17/74	Calgary, ALTA	SJ
Miika Elomo	L	72	10	21	31	109	2000-2001	1	4/21/77	Turku, Finland	SJ
Kari Eloranta	D	39	3	27	30	31	1981-82	1	2/29/56	Lahti, Finland	OKC
Turner Elson	L	162	33	30	63	132	2011-2016	5	9/13/92	St. Albert, ALTA	ADK, ABB, STK
Deryk Engelland	D	26	0	0	0	34	2003-2004	1	4/3/82	Edmonton, Alta	LOW
Anders Eriksson	D	64	4	45	49	60	2008-2009	1	1/9/75	Bollnas, Sweden	QC
Len Esau	D	129	25	63	88	202	1993-1995	2	3/16/68	Meadow Lake, SASK	SJ
Adam Estoclet	C	43	5	12	17	14	2011-2013	2	3/24/89	Orono, MN	ABB
Brennan Evans	D	115	1	16	17	144	2003-2005	2	1/6/82	North Battlefield, SASK	LOW

# ALL-TIME AFFILIATE ROSTER

NAME	POS	GP	G	A	PTS	PIM	SEASONS	YRS.	BIRTHDATE	BIRTHPLACE	TEAM(S)
Brad Farynuk	D	17	1	2	3	12	2008-2009	1	1/22/82	Enderby, BC	QC
Rico Fata	R	146	52	58	110	194	1999-2001	2	2/12/80	Sault Ste. Marie, ONT	SJ
Paul Fenton	F	1	0	1	1	0	1982-1983	1	12/22/59	Springfield, MA	COL
Brad Ference	D	73	3	23	26	210	2006-2007	1	4/2/79	Calgary, ALTA	OMA
Craig Ferguson	C	18	5	13	18	8	1995-1996	1	4/8/70	Castro Valley, CA	SJ
Micheal Ferland	L	64	13	20	33	71	2012-2015	3	4/20/92	Swan River, MAN	ADK, ABB
Mike Fidler	L	6	3	5	8	0	1981-82	1	8/19/56	Everett, MA	OKC
Jayne Filipowicz	D	63	2	13	15	106	2002-2003	1	6/15/76	Arlington Heights, IL	SJ
Theoren Fleury	R	42	40	41	81	88	1987-1989	2	6/29/68	Oxbow, SASK	SL
Colin Forbes	F	76	27	37	64	80	2004-2005	1	2/16/76	New Westminster, BC	LOW*
Tomas Forslund	R	85	41	29	70	93	1991-1993	2	11/24/68	Falun, Sweden	SL
Adrian Foster	C	5	0	1	1	2	2013-2014	1	1/15/82	Lethbridge, ALTA	ABB
Bob Francis	C	192	106	153	259	173	1980-1984	4	12/5/58	North Battleford, SASK	COL, OKC, BIR
Scott Fraser	R	37	22	10	32	24	1996-1997	1	5/3/72	Moncton, NB	SJ
Mark Freer	C	77	33	53	86	45	1993-1994	1	7/14/68	Toronto, ONT	SJ
Paul Fricker	G	44	0	1	1	0	1981-82	1	10/20/60	Toronto, ONT	OKC
Mitch Fritz	L	11	0	0	0	34	2001-2002	1	11/24/80	Osoyoos, BC	SJ
Grant Fuhr	G	3	0	0	0	0	1999-2000	1	9/28/62	Spruce Grove, ALTA	SJ
Mike Gabinet	D	1	0	0	0	2	2010-2011	1	9/26/81	Edmonton, ALTA	ABB
Steve Gallace	D	1	0	0	0	2	2001-2002	1	8/28/78	London, ONT	SJ
Tyrone Garner	G	19	0	0	0	2	1999-2000	1	7/27/78	Stoney Creek, ONT	SJ
Denis Gauthier	D	162	9	51	60	267	1995-1999	4	10/1/76	Montreal, PQ	SJ
Brent Gauvreau	C	2	0	0	0	0	1999-2000	1	6/28/80	Sudbury, ONT	SJ
Aaron Gavey	C	8	4	3	7	28	1997-1998	1	2/22/74	Sudbury, ONT	SJ
David Geris	D	2	0	0	0	5	2002-2003	1	6/7/76	North Bay, ONT	SJ
Carsen Gernym	L	387	98	160	258	564	2004-2010	6	2/22/82	Campbell River, BC	ABB, QC, OMA, LOW
Barry Gibbs	D	20	2	15	17	49	1980-81	1	9/28/48	Lloydminster, SASK	BIR
John Gibson	D	16	6	3	9	42	1980-81	1	6/2/59	St. Catharines, ONT	BIR
Jean-Sebastien Giguere	G	111	0	3	3	59	1997-2000	3	5/16/77	Montreal, PQ	SJ
Jon Gillies	G	7	0	0	0	0	2015-2016	1	1/22/94	Concord, NH	STK
Trevor Gillies	L	29	1	0	1	57	2013-2015	2	1/30/79	Cambridge, ONT	ADK, ABB
Todd Gillingham	L	76	12	21	33	269	1991-1993	2	1/31/70	Labrador, NFLD	SL
Ryan Gillis	D	4	0	0	0	0	1996-1997	1	12/31/76	Salisbury, NB	SJ
Mark Giordano	D	144	22	54	76	234	2004-2007	3	10/3/83	Toronto, ONT	OMA, LOW
Brian Glynn	D	119	21	57	78	287	1988-1991	3	11/23/67	Iserlohn, Germany	SL
Eric Godard	L	36	5	4	9	94	2006-2007	1	3/7/80	Vernon, BC	OMA
Alexander Godynyuk	D	17	2	1	3	24	1991-1992	1	1/27/70	Kiev, Ukraine	SL
Ben Gordon	L	7	0	2	2	2	2009-2010	1	1/31/85	International Falls, MN	ABB
Ian Gordon	G	40	0	0	0	0	1995-1997	2	5/15/75	North Battleford, SASK	SJ
Chris Gotziaman	R	12	2	2	4	4	1994-1995	1	11/29/71	Roseau, MN	SJ
Bob Gould	F	59	25	26	51	43	1980-82	2	9/2/57	Petrolia, ONT	OKC, BIR
David Goverde	G	1	0	0	0	0	1995-1996	1	4/9/70	Toronto, ONT	SJ
Markus Granlund	C	85	39	33	72	46	2013-2016	3	4/16/93	Oulu, Finland	ADK, ABB, STK
Derek Grant	C	36	27	18	45	36	2015-2016	1	4/20/90	Abbotsford, BC	STK
Kevin Grant	D	218	20	53	73	505	1988-1993	5	1/9/69	Toronto, ONT	SL
Ryley Grantham	C	89	1	6	7	202	2009-2011	2	1/7/88	Hanna, ALTA	ABB
Benoit Gratton	C	118	27	85	112	290	1999-2001	2	12/28/76	Montreal, PQ	SJ
Josh Green	C	22	6	9	15	46	2003-2004	1	11/16/77	Camrose, ALTA	LOW

# ALL-TIME AFFILIATE ROSTER

NAME	POS	GP	G	A	PTS	PIM	SEASONS	YRS.	BIRTHDATE	BIRTHPLACE	TEAM(S)
Kyle Greentree	L	79	39	37	76	63	2008-2009	1	11/15/83	Victoria, BC	QC
Bill Gregoire	D	24	2	2	4	88	1986-1988	2	4/9/67	Victoria, BC	SL, MON
Mark Greig	R	67	31	50	81	82	1994-1995	1	1/25/70	High River, ALTA	SJ
Stu Grimson	L	171	26	31	57	984	1987-1990	3	5/20/65	Vancouver, BC	SL
Francois Groleau	D	138	14	48	62	77	1993-1995	2	1/23/73	Longueuil, PQ	SJ
Steve Guenette	G	120	0	4	4	99	1988-1991	3	11/13/65	Gloucester, ONT	SL
Garry Gulash	D	3	0	0	0	19	2001-2002	1	9/22/72	Calgary, ALTA	SJ
Ravil Gusmanov	L	12	4	4	8	2	1996-1997	1	7/25/72	Naberezhnye Chelny, Russia	SJ
Kevan Guy	D	273	16	83	99	282	85-88, 91-93	5	7/16/65	Edmonton, ALTA	SL, MON
David Haas	L	37	11	17	28	108	1993-1994	1	6/23/68	Toronto, ONT	SJ
Patrik Haltia	G	3	0	0	0	0	1996-1997	1	3/29/73	Karlstad, Sweden	SJ
Tim Hambly	D	184	8	57	65	101	2005-2008	3	6/23/83	White Bear Lake, MN	QC, OMA
Freddie Hamilton	R	62	18	25	43	24	2015-2016	1	1/1/92	Toronto, ONT	STK
Gord Hampson	F	184	47	65	78	210	1981-1984	3	2/13/59	Vancouver, BC	COL, OKC
Greg Hampson	W	5	1	3	4	0	1982-1983	1	3/1/61	Edina, MN	COL
Ben Hanowski	R	111	29	27	56	39	2013-2015	2	10/18/90	Little Falls, MN	ADK, ABB
Keith Hanson	D	109	10	38	48	209	1983-1985	2	4/26/57	Bemidji, MN	MON, COL
Connor Hardowa	D	2	0	0	0	0	2012-2013	1	11/15/88	Edmonton, ALTA	ABB
Todd Harkins	C	242	73	87	160	334	1990-1994	4	10/8/68	Cleveland, OH	SJ, SL
Justin Harney	D	11	0	1	1	4	2001-2002	1	11/14/77	Hopkinton, MA	SJ
Tim Harrer	R	174	71	61	132	100	1980-1983	3	5/10/57	Bloomington, MN	COL, OKC, BIR
John Harrington	F	10	5	5	10	4	1983-1984	1	5/24/57	Virginia, MN	COL
Tim Harris	R	123	16	31	47	139	1991-1993	2	10/16/67	Uxbridge, ONT	SL
Brant Harris	R	15	2	3	5	0	2014-2015	1	10/8/89	Estevan, SASK	ADK
Eric Hartzell	G	1	0	0	0	0	2015-2016	1	5/28/89	White Bear Lake, MN	STK
Garnet Hathaway	F	124	27	30	57	126	2013-2016	3	11/23/91	Kennebunkport, ME	ADK, ABB, STK
Dwayne Hay	L	70	5	12	17	39	2001-2002	1	2/11/77	London, ONT	SJ
Rick Hayward	D	147	10	36	46	856	1987-1990	3	2/25/66	Toledo, OH	SL
Eric Healey	L	64	14	24	38	77	1998-1999	1	1/20/75	Hull, MA	SJ
Shawn Heaphy	C	154	70	72	142	148	1990-1993	3	11/27/68	Sudbury, ONT	SL
Mitchell Heard	C	22	3	4	7	71	2015-2016	1	3/12/92	Bowmanville, ONT	STK
Sami Helenius	D	272	8	20	28	851	1994-1998	4	1/22/74	Helsinki, Finland	SL
Paul Henderson	L	35	6	11	17	38	1980-81	1	1/28/43	Kincardine, ONT	BIR
Jim Henkel	C	63	11	16	27	21	2003-2005	2	5/25/79	Hazlet, NJ	LOW*
Stan Hennigar	D	11	0	2	2	0	1984-1985	1	1/3/63		MON*
Burke Henry	D	58	0	17	17	92	2001-2002	1	1/21/79	Ste. Rose, MAN	SJ
Jordan Henry	D	52	2	7	9	87	2011-2012	1	2/11/86	Milo, ALTA	ABB
Jukka Hentunen	R	9	3	3	6	0	2001-2002	1	5/3/74	Joroinen, Finland	SJ
Dave Hindmarch	F	111	42	35	77	39	1980-82	2	10/15/58	Vancouver, BC	OKC, BIR
Todd Hlushko	L	114	46	37	83	154	1994-1998	3	2/7/70	Guelph, ONT	SJ
Shane Hnidy	D	44	2	12	14	112	1996-1997	1	11/8/75	Neepawa, MAN	SJ
Bill Hobbins	C	75	13	15	28	28	1981-82	1	4/18/60	Edmonton, ALTA	OKC
Matt Hoffman	C	4	0	1	1	6	1991-1992	1	7/6/71	Saginaw, MI	SL
Paul Holden	D	63	5	8	13	86	1992-1993	1	3/15/70	Kitchener, ONT	SL
Dennis Holland	C	72	20	25	45	102	1991-1992	1	1/30/69	Vernon, BC	SL
Mark Holmes	C	104	9	24	33	73	1988-1990	2	6/28/64	Toronto, ONT	SL
Todd Hooley	F	132	24	36	60	92	81-82, 83-85	3	6/23/63	Oshawa, ONT	MON, COL, OKC
Roman Horak	C	86	20	21	41	36	2011-2014	3	5/21/91	Ceske Budejovice, Czech	ABB

# ALL-TIME AFFILIATE ROSTER

NAME	POS	GP	G	A	PTS	PIM	SEASONS	YRS.	BIRTHDATE	BIRTHPLACE	TEAM(S)
Ryan Howse	L	59	6	4	10	16	2011-2013	2	7/6/91	Prince George, BC	ABB
Nick Huard	C	1	0	0	0	0	2014-2015	1	3/29/91	North Bay, ONT	ADK
Brett Hull	R	67	50	42	92	16	1986-1987	1	8/9/64	Belleville, ONT	MON
Cale Hulse	D	13	2	7	9	39	1995-1996	1	11/10/73	Edmonton, ALTA	SJ
Tim Hunter	F	159	12	29	41	683	1980-1983	3	9/10/60	Calgary, ALTA	COL, OKC, BIR
Dave Huntzicker	D	56	1	4	5	23	2001-2003	2	9/15/76	Ann Arbor, MI	SJ
Marc Hussey	D	114	16	39	55	182	1995-1997	2	1/22/74	Chatham, NB	SJ
Earl Ingarfield	L	23	7	9	16	47	1980-81	1	1/30/59	Manhasset, NY	BIR
David Inman	C	54	12	12	24	30	2003-2004	1	6/13/80	Toronto, ONT	LOW*
Leland Irving	G	193	0	4	4	23	2008-2013	5	4/11/88	Swan Hills, ALTA	ABB, QC
Joel Irving	W	12	1	2	3	7	1998-2000	2	1/2/76	Lumsden, SASK	SJ
Raitis Ivanans	L	27	2	3	5	37	2011-2012	1	1/3/79	Riga, Latvia	ABB
Jim Jackson	R	79	17	48	65	14	1982-1985	3	2/1/60	Oshawa, ONT	MON, COL
Alexandre Jacques	R	8	0	0	0	5	2002-2003	1	9/27/77	Laval, PQ	SJ
Jason Jaffray	L	72	25	29	54	70	2009-2010	1	6/30/81	Rimbey, ALTA	ABB
Kari Jalonen	C	33	12	32	44	8	1982-1984	2	1/6/60	Oulu, Finland	COL
Mark Jankowski	C	8	2	4	6	0	2015-2016	1	9/13/94	St. Catharines, ONT	STK
Marko Jantunen	R	23	8	16	24	18	1996-1997	1	2/14/71	Lahti, Finland	SJ
John Jarvis	F	2	0	0	0	0	1999-2002	2	10/19/71	Saint John, NB	SJ
Hugh Jessiman	R	24	7	12	19	33	2011-2012	1	3/28/84	New York, NY	ABB
Lee Jinman	C	3	1	0	1	0	1999-2000	1	1/10/76	Toronto, ONT	SJ
Jim Johansson	C	100	49	46	95	139	1987-1989	2	3/10/64	Rochester, MN	SL
Dustin Johner	C	28	4	8	12	14	2004-2006	2	3/6/83	Estavan, SASK	OMA, LOW
Aaron Johnson	D	28	3	15	18	20	2015-2016	1	4/30/83	Port Hawkesbury, NS	STK
Eric Johnson	D	32	0	3	3	58	1987-1988	1	12/8/63	Salt Lake City, UT	SL
Blair Jones	C	59	20	25	45	70	2012-2014	2	9/27/86	Central Butte, SASK	ABB
Josh Jooris	F	75	11	16	27	67	2013-2015	2	7/14/90	Burlington, ONT	ADK, ABB
Jason Jozsa	D	9	0	0	0	2	2006-2008	2	7/4/81	Calgary, ALTA	QC, OMA
Keegan Kanzig	D	3	0	0	0	2	2015-2016	1	2/26/95	Athabasca, ALTA	STK
Henrik Karlsson	G	4	0	0	0	0	2011-2012	1	11/27/83	Stockholm, Sweden	ABB
Igor Karpenko	G	27	0	1	1	4	1997-1999	2	7/23/76	Kiev, Ukraine	SJ
Peter Kasowski	C	9	1	2	3	2	1991-1992	1	3/19/69	Edmonton, ALTA	SL
Ed Kastelic	R	62	5	11	16	187	1984-1985	1	1/29/64	Toronto, ONT	MON*
Mike Kaszycki	F	30	9	15	24	8	1984-1985	1	2/27/56	Milton, ONT	MON*
Arttu Kayhko	D	14	1	3	4	14	1998-1999	1	1/5/73	Joensuu, Finland	SJ
Dan Kecmer	D	22	3	11	14	14	1995-1996	1	5/25/68	Mt. Clemens, MI	SJ
Matt Keetley	G	91	0	0	0	4	2007-2011	4	4/27/86	Medicine Hat, ALTA	ABB, QC
Matt Keith	C	77	20	15	35	45	2010-2011	1	4/11/83	Edmonton, ALTA	ABB
Brent Kelly	C	67	6	11	17	28	2002-2003	1	12/1/81	Kitchener, ONT	SJ
Justin Kelly	RW	34	4	5	9	10	2003-2004	1	3/17/81	Abbotsford, BC	LOW
Brad Kempthorne	C	119	27	54	81	143	1980-1983	3	5/2/60	Boissevain, MAN	COL, OKC, BIR
Sheldon Kennedy	R	3	4	0	4	8	1995-1996	1	6/15/69	Brandon, MAN	SJ
Trevor Kidd	G	30	0	1	1	36	1992-1993	1	3/26/72	Dugald, MAN	SL
Lou Kiriakou	D	84	0	8	8	93	1984-1986	2	4/2/64	Toronto, ONT	MON
Rob Kivell	D	49	8	4	12	95	1984-1987	3	1/14/65	North Bay, ONT	MON
Kurt Kleinendorst	F	5	1	1	2	2	1989-1990	1	12/31/60	Grand Rapids, MN	SL
Morgan Klimchuk	L	59	3	6	9	14	13-14, 15-16	2	3/2/95	Calgary, ALTA	ABB, STK
Jordan Knackstedt	R	1	0	0	0	5	2013-2014	1	9/28/88	Saskatoon, SASK	ABB

# ALL-TIME AFFILIATE ROSTER

NAME	POS	GP	G	A	PTS	PIM	SEASONS	YRS.	BIRTHDATE	BIRTHPLACE	TEAM(S)
Corban Knight	C	92	26	30	56	62	2013-2015	2	9/10/90	High River, ALTA	ADK, ABB
Keith Knight	C	24	6	8	14	8	1981-1984	3	8/19/63	St. Clair Shores, MI	COL, OKC
Chuck Kobasew	R	127	59	49	108	171	02-03, 04-05	2	4/17/82	Vancouver, BC	LOW, SJ
Ladislav Kohn	R	250	89	124	213	298	1994-2003	5	3/4/75	Uherske Hradiste, Czech	SJ
Krys Kolanos	C	165	78	86	164	194	07-08, 11-13	3	7/27/81	Calgary, ALTA	ABB, QC
Zenith Komarniski	D	68	6	15	21	99	2005-2006	1	8/13/78	Edmonton, ALTA	OMA
Steve Konroyd	D	14	2	3	5	15	1981-82	1	2/10/61	Scarborough, ONT	OKC
Rick Kosti	G	34	0	0	0	6	85-86, 87-88	2	9/13/63	Kincaid, SASK	SL, MON
Ales Kotalik	R	25	6	16	22	10	2010-2011	1	12/23/78	Jindrichuv Hradec, Czech	ABB
Frank Kovacs	L	15	1	3	4	30	1995-1996	1	6/3/71	Regina, SASK	SJ
Brent Krahn	G	141	0	5	5	4	2003-2008	5	4/2/82	Winnipeg, MAN	QC, OMA, LOW
Jordan Kremyr	L	16	1	0	1	6	2013-2014	1	7/7/86	Cloverdale, BC	ABB
Jason Krischuk	D	2	0	0	0	2	2007-2008	1	8/16/80	Anchorage, AK	QC
Staffan Kronwall	D	45	5	23	28	24	2009-2011	2	9/10/83	Jarfalla, Sweden	ABB
Paul Kruse	L	175	39	39	78	786	1990-1993	3	3/15/70	Merritt, BC	SL
Brett Kulak	D	95	8	25	33	65	2012-2016	4	1/6/94	Stony Plain, ALTA	ADK, ABB, STK
Justin Kurtz	D	4	0	0	0	6	1997-1998	1	1/14/77	Winnipeg, MAN	SJ
Dale Kushner	R	111	33	27	60	296	1993-1995	2	6/13/66	Terrace, BC	SJ
Oliver Kyllington	D	47	5	7	12	14	2015-2016	1	5/19/97	Stockholm, Sweden	STK
Jim Kyte	D	6	0	1	1	9	1991-1992	1	3/21/64	Ottawa, ONT	SL
Kane Lafranchise	D	34	0	13	13	2	2013-2014	1	5/27/88	Edmonton, ALTA	ABB
Quintin Laing	L	180	24	40	64	116	2010-2013	3	6/8/79	Harris, SASK	ABB
Sasha Lakovic	L	18	1	8	9	182	1996-1997	1	9/7/71	East Vancouver, BC	SJ
Kevin Lalonde	G	13	0	1	1	2	2007-2009	2	2/19/87	Kingston, ONT	QC
Bobby Lalonde	C	19	6	11	17	36	1981-82	1	3/27/51	Montreal, PQ	OKC
Christophe Lalonde	L	2	0	0	0	0	2014-2015	1	1/12/94	St-Eustache, PQ	ADK
Martin Lamarche	L	33	4	5	9	114	1996-1997	1	10/2/75	Saint-Justin, PQ	SJ
Mark Lamb	D	159	49	99	148	104	82-83, 84-86	3	8/3/64	Ponteix, SASK	MON, COL
Brady Lamb	D	95	5	13	18	48	2011-2014	3	8/15/88	Calgary, ALTA	ABB
John Lammers	L	4	1	4	5	2	2009-2010	1	1/29/86	Langley, BC	ABB
Jean-Philippe Lamoureux	G	19	0	0	0	0	2010-2011	1	8/20/84	Grand Forks, ND	ABB
Cody Lampl	D	1	0	0	0	2	2010-2011	1	6/19/86	Ketchum, ID	ABB
Eric Landry	C	117	36	43	79	352	1997-1999	2	1/20/75	Gatineau, PQ	SJ
Eric Landry	R	12	2	0	2	36	1996-1997	1	1/29/76	Cornwall, ONT	SJ
Jay Langager	D	9	0	0	0	2	2002-2003	1	10/15/80	Loreburn, SASK	SJ
Claude Lapointe	C	12	5	3	8	10	1995-1996	1	10/11/68	Lachine, PQ	SJ
Peter Lappin	R	84	49	43	92	50	1987-1989	2	12/31/65	St. Charles, IL	SL
Michel Larocque	G	4	0	0	0	0	1999-2000	1	10/3/76	Lahr, Germany	SJ
Guy Larose	C	15	11	11	22	20	1993-1994	1	8/31/67	Hull, PQ	SJ
Jeff Lastiwka	G	6	0	1	1	2	1982-1984	2	9/12/60	Edmonton, ALTA	COL
Olivier Latendresse	C	29	4	8	12	10	2009-2010	1	2/12/86	LaSalle, PQ	ABB
Kevin LaVallee	F	5	5	4	9	0	1982-1983	1	9/16/61	Sudbury, ONT	COL
Jason Lawmaster	D	31	1	7	8	41	2001-2002	1	12/31/78	Westland, MI	SJ
Jim Leavins	D	104	20	64	84	61	1987-1990	3	7/28/60	Dinsmore, SASK	SL
Patrick Lebeau	L	75	40	60	100	65	1992-1993	1	3/17/70	Saint-Jerome, PQ	SL
Chris Lee	D	32	4	13	17	16	2006-2007	1	10/3/80	MacTier, ONT	OMA
Claude Lefebvre		2	0	0	0	0	1985-1986	1			MON*
Alan Leggett	D	3	0	0	0	5	1993-1994	1	6/21/65	Wainwright, ALTA	SJ

# ALL-TIME AFFILIATE ROSTER

NAME	POS	GP	G	A	PTS	PIM	SEASONS	YRS.	BIRTHDATE	BIRTHPLACE	TEAM(S)
Reggie Lemelin	G	13	0	0	0	4	1980-81	1	11/19/54	Quebec, PQ	BIR
Jordan Leopold	D	3	1	2	3	0	2002-2003	1	8/3/80	Golden Valley, MN	SJ
Rick Lessard	D	222	21	87	108	680	1988-1991	3	1/9/68	Timmins, ONT	SL
Alan Letang	D	61	4	24	28	33	2001-2002	1	9/4/75	Renfrew, ONT	SJ
Pierre-Luc Letourneau-Leblond	R	50	1	5	6	167	2011-2012	1	6/4/85	Levis, PQ	ABB
Aaron Lewicki	L	1	0	0	0	0	2011-2012	1	7/30/87	Livonia, MI	ABB
Dale Lewis	L	12	5	9	14	13	1980-81	1	6/28/51	Edmonton, ALTA	BIR
Matt Libby	D	1	0	0	0	0	2001-2002	1	7/16/78	Saco, ME	SJ
Quade Lightbody	D	1	0	0	0	0	2000-2001	1	5/1/75	Port Elgin, ONT	SJ
David Ling	W	80	24	34	58	198	1995-1997	2	1/9/75	Halifax, NS	SJ
Corey Locke	C	30	4	19	23	8	2013-2014	1	5/8/84	Toronto, ONT	ABB
Jeff Loder	C	2	1	0	1	4	1997-1998	1	1/6/76	Corner Brook, NFLD	SJ
Matthew Lombardi	C	86	29	23	52	50	02-03, 04-06	3	3/18/82	Montreal, PQ	OMA, LOW, SJ
Ryan Lomberg	L	15	0	3	3	42	2015-2016	1	12/9/94	Richmond Hill, ONT	STK
Eric Long	D	5	0	0	0	2	2001-2002	1	7/26/72	Longmeadow, MA	SJ
Tim Lovell	C	2	0	0	0	2	2002-2003	1	5/14/74	Norwood, MA	SJ
Dave Lowry	L	22	3	6	9	16	2002-2003	1	2/14/65	Sudbury, ONT	SJ
Lynn Loyns	W	163	22	22	44	101	2003-2006	3	2/22/81	Naicam, SASK	OMA, LOW
Jamie Lundmark	C	86	24	49	73	95	2008-2010	2	1/16/81	Edmonton, ALTA	ABB, QC
Darren Lynch	R	4	0	2	2	6	2005-2006	1	7/7/83	Regina, SASK	OMA
Brett Lyon	L	9	0	0	0	32	2013-2014	1	1/23/91	Grand Forks, BC	ABB
Corey Lyons	R	77	18	15	33	26	1989-1992	3	6/13/70	Calgary, ALTA	SL
Lane MacDermid	L	25	1	1	2	24	2013-2014	1	8/25/89	Hartford, CT	ABB
Craig MacDonald	C	108	18	37	55	161	2004-2006	2	4/7/77	Antigonish, NS	OMA, LOW
Jason MacDonald	W	6	2	0	2	27	1997-1998	1	4/1/74	Charlottetown, PEI	SJ
Joey MacDonald	G	16	0	1	1	0	2013-2014	1	2/7/80	Pictou, NS	ABB
Al MacInnis	D	19	5	14	19	22	1983-1984	1	7/11/63	Inverness, NS	COL
Rob MacInnis	D	2	0	0	0	0	1985-1986	1	9/12/65	Inverness, NS	MON*
Drew Mackenzie	D	44	2	12	14	28	2012-2014	2	12/17/88	New Canaan, CT	ABB
Logan MacMillan	L	71	5	7	12	46	2009-2012	3	7/5/89	Charlottetown, PEI	ABB
Ryan MacMurchy	R	18	5	2	7	23	2010-2011	1	4/27/83	Regina, SASK	ABB
Jim MacRae	F	54	19	24	43	40	1980-81	1	4/19/58	North York, ONT	BIR
Steve MacSwain	R	61	16	20	36	52	1987-1988	1	8/8/65	Anchorage, AK	SL
Darrin Madeley	G	46	0	2	2	32	1996-1997	1	2/25/68	Holland Landing, ONT	SJ
Mike Madill	D	2	0	1	1	2	2007-2008	1	5/9/82	Kirkland, PQ	QC
Ron Majic	R	10	0	0	0	95	1995-1996	1	12/3/70	Sault Ste. Marie, ONT	SJ
Tomi Maki	R	225	24	33	57	91	2005-2008	3	8/19/83	Helsinki, Finland	QC, OMA
Blair Manning	C	2	0	0	0	0	1996-1997	1	5/27/75	Vancouver, BC	SJ
Ian Manzano	D	26	1	5	6	25	2002-2003	1	4/26/77	Dorval, PQ	SJ
Roy Marc	n/a	3	0	0	0	0	1981-82	1	n/a	n/a	OKC
Daniel Marois	R	23	6	1	7	16	2001-2002	1	10/3/68	Montreal, PQ	SJ
Steve Marr	D	66	1	3	4	49	2005-2007	2	6/6/84	Kamloops, BC	OMA
Bobby Marshall	D	87	7	29	36	70	1994-1996	2	4/11/72	North York, ONT	SJ
Mike Martin	D	144	10	42	52	156	2000-2003	3	10/27/76	Stratford, ONT	SJ
James Martin	D	35	2	2	4	32	2011-2014	3	5/29/91	Winnipeg, MAN	ABB
Richard Martin		1	0	0	0	5	1984-1985	1			MON*
Aaron Marvin	C	3	0	0	0	0	2010-2011	1	5/27/88	Warroad, MN	ABB
Martin Masa	L	10	0	2	2	4	1997-1998	1	8/10/73	Sokolov, Czech	SJ

# ALL-TIME AFFILIATE ROSTER

NAME	POS	GP	G	A	PTS	PIM	SEASONS	YRS.	BIRTHDATE	BIRTHPLACE	TEAM(S)
Mike Matczak	D	34	2	6	8	12	2012-2013	1	4/6/88	Sewell, NJ	ABB
Shawn Mather	C	40	2	3	5	12	2002-2003	1	3/11/80	Chatham, ONT	SJ
Sean Matile	G	14	0	1	1	2	1999-2000	1	1/12/75	Regina, SASK	SJ
Stephane Matteau	L	81	23	35	58	130	1988-1990	2	9/2/69	Rouyn-Noranda, PQ	SL
Jesper Mattsson	R	174	41	55	96	80	1995-1998	3	5/13/75	Malmö, Sweden	SJ
Keith McCambridge	D	160	7	8	15	316	1995-1998	3	2/1/74	Thompson, MAN	SJ
Sandy McCarthy	R	77	18	20	38	220	1992-1993	1	6/15/72	Toronto, ONT	SL
Steve McCarthy	D	30	2	8	10	27	2012-2013	1	2/3/81	Trail, BC	ABB
Scott McCrady	D	58	4	49	53	133	1990-1991	1	10/30/68	Calgary, ALTA	SL
Darwin McCutcheon	D	145	3	20	23	368	1985-1988	3	4/19/62	Listowel, ONT	SL, MON
Curtis McElhinney	G	131	0	0	0	10	2005-2008	3	5/23/83	London, ONT	QC, OMA
Brian McGrattan	R	16	1	5	6	25	2014-2015	1	9/2/81	Hamilton, ONT	ADK
Zach McKelvie	D	65	0	3	3	126	2012-2014	2	2/22/85	New Brighton, MN	ABB
Alex McKendry	F	162	53	106	159	230	1980-1983	3	11/21/56	Midland, ONT	COL, OKC, BIR
Mike McKenna	G	2	0	0	0	4	2006-2007	1	4/11/83	St. Louis, MO	OMA
Andrew McKim	C	74	30	30	60	48	1990-1991	1	7/6/70	Saint John, NB	SL
Brett McLean	C	72	15	23	38	115	1999-2000	1	8/14/78	Comox, BC	SJ
Tom McMurchy	L	16	7	3	10	27	1985-1986	1	12/2/63	Burnaby, BC	MON
John McNabb	W	1	0	0	0	0	2000-2001	1	4/21/78	Calgary, ALTA	SJ
Chris McNamara	F	56	6	4	10	50	2003-2004	1	8/27/78	Barrie, ONT	LOW*
Allan McPherson	F	5	0	1	1	2	2013-2014	1	4/8/91	Kinburn, ONT	ABB
Dale McTavish	C	57	18	24	42	70	1995-1997	2	2/28/72	Eganville, ONT	SJ
Rollie Melanson	G	7	0	0	0	2	1993-1994	1	6/28/60	Moncton, NB	SJ
Kevan Melrose	D	175	14	34	48	343	1990-1993	3	3/26/66	Red Deer, ALTA	SL
Don Mercier	C	85	5	12	17	123	1986-1988	2	7/16/65	Edmonton, ALTA	SL, MON
Greg Meredith	F	209	66	63	129	153	1980-1984	4	2/23/58	Toronto, ONT	COL, OKC, BIR
Mike Mersch	D	1	0	0	0	2	1987-1988	1	9/29/64	Skokie, IL	SL
Dave Meszaros	G	20	0	0	0	8	1984-1986	2	2/16/64	Toronto, ONT	MON
Stefan Meyer	L	48	12	5	17	50	2010-2012	2	7/20/85	Fox Valley, SASK	ABB
Josh Meyers	D	103	6	23	29	67	2009-2011	2	12/7/85	Alexandria, MN	ABB
Brendan Mikkelsen	D	37	3	13	16	33	2010-2012	2	6/22/87	Regina, SASK	ABB
Kris Miller	D	103	6	38	44	83	1992-1994	2	3/30/69	Bemidji, MN	SJ, SL
Brad Miller	D	36	3	12	15	174	1993-1994	1	7/23/69	Edmonton, ALTA	SJ
Tim Miller	F	14	1	4	5	11	2013-2014	1	3/6/87	Davisburg, MI	ABB
Jeff Mitchell	R	64	7	3	10	84	2001-2002	1	5/16/75	Wayne, MI	SJ
Mark Mitera	D	27	0	3	3	12	2009-2010	1	10/22/87	Royal Oak, MI	ABB
Rob Moffat	D	1	0	0	0	0	1994-1995	1	11/6/64	Brantford, ONT	SJ
Carl Mokosak	L	30	11	13	24	108	1981-1983	2	9/22/62	Fort Saskatchewan, ALTA	COL, OKC
Steve Montador	D	136	11	29	40	222	1999-2003	4	12/21/79	Vancouver, BC	SJ
Nathan Moon	C	6	0	1	1	0	2014-2015	1	1/4/90	Belleville, ONT	ADK
Jason Morgan	C	177	36	73	109	148	2000-2004	4	10/9/76	St. John's, NFLD	LOW, SJ
Derek Morris	D	10	1	5	6	9	1996-2001	2	8/24/78	Edmonton, ALTA	SJ
Kenney Morrison	D	54	5	14	19	34	2014-2016	2	2/13/92	Lloydminster, ALTA	ADK, STK
Scott Morrow	L	72	20	23	43	105	1993-1995	2	6/18/69	Chicago, IL	SJ
David Moss	R	91	30	39	69	50	2005-2007	2	12/28/81	Livonia, MI	OMA
Tyler Moss	G	57	0	0	0	20	1996-1999	3	6/29/75	Ottawa, ONT	SJ
Mike Mottau	D	32	5	12	17	14	2002-2003	1	3/19/78	Quincy, MA	SJ
Rick Mrozik	D	199	9	26	35	99	2000-2003	3	1/2/75	Duluth, MN	SJ



# ALL-TIME AFFILIATE ROSTER

NAME	POS	GP	G	A	PTS	PIM	SEASONS	YRS.	BIRTHDATE	BIRTHPLACE	TEAM(S)
Steve Mulholland	R	3	0	0	0	5	1983-1984	1	8/5/60	West Vancouver, BC	COL
John Multan	R	39	2	2	4	34	1981-82	1	8/26/61	Winnipeg, MAN	OKC
Burke Murphy	R	89	12	25	37	48	1996-1998	2	6/6/73	Gloucester, ONT	SJ
Marty Murray	C	222	78	152	230	112	1995-2001	4	2/16/75	Lyleton, MAN	SJ
Michael Murray	R	114	17	43	60	138	1994-1997	3	4/18/71	Cumberland, RI	SJ
Garth Murray	C	80	9	22	31	169	2009-2010	1	9/17/82	Regina, SASK	ABB
Rob Murray	C	80	7	14	21	97	2001-2002	1	4/4/67	Toronto, ONT	SJ
Mike Murray†	C						1994-1995	1	8/29/66	Kingston, ONT	SJ
Jason Muzzatti	G	147	0	12	12	116	1991-1995	4	2/3/70	Toronto, ONT	SJ, SL
Brantt Myhres	L	63	5	3	8	155	2004-2006	2	3/18/74	Edmonton, ALTA	OMA, LOW
Jeremy Mylymok	D	7	0	0	0	7	1999-2000	1	1/12/72	London, ONT	SJ
Jakub Nakladal	D	35	2	12	14	30	2015-2016	1	12/30/87	Hradec Kralove, Czech	STK
John Negrin	D	95	5	17	22	64	2009-2012	3	3/25/89	West Vancouver, BC	ABB
David Neilson	L	13	1	1	2	80	1995-1996	1	1/25/71	Long Island, NY	SJ
Chris Neiszner	C	16	3	3	6	2	2005-2007	2	2/4/84	Craik, SASK	OMA
Greg Nemisz	C	206	35	46	81	100	2010-2014	4	6/5/90	Courtice, ONT	ABB
Pavel Nestak	G	2	0	0	0	0	1999-2000	1	3/12/75	Brno, Czech Rep.	SJ
John Newberry	F	44	10	24	34	31	1985-1986	1	4/8/62	Port Alberni, BC	MON*
Martin Nicoletti	L	49	10	13	23	37	1987-1988	1	1/15/63	La Salle, PQ	SL
Barry Nieckar	L	65	8	7	15	491	1994-1995	1	12/16/67	Rama, SASK	SJ
Alex Nikolic	L	94	10	17	27	418	1992-1994	2	3/1/70	Sudbury, ONT	SJ, SL
Todd Norman	L	1	0	0	0	0	1997-1998	1	1/29/77	Gowanstown, ONT	SJ
Giffen Nyren	D	15	1	3	4	12	2010-2011	1	4/18/89	Calgary, ALTA	ABB
Eric Nystrom	L	108	21	21	42	52	2005-2008	3	2/14/83	Syosset, NY	QC, OMA
Jamie O'Brien	D	52	6	11	17	41	1993-1994	1	5/8/70	Stoney Creek, ONT	SJ
Shane O'Brien	D	31	3	5	8	58	2013-2014	1	8/9/83	Port Hope, ONT	ABB
Matt O'Dette	D	169	1	10	11	351	1997-2000	3	11/9/75	Toronto, ONT	SJ
Chris O'Sullivan	D	102	14	47	61	43	1996-1999	3	5/15/74	Dorchester, MA	SJ
Fredrik Oduya	D	22	0	2	2	90	1998-2000	2	5/31/75	Stockholm, Sweden	SJ
John Olds	F	10	1	2	3	7	1981-82	1	7/23/59	Willowdale, ONT	OKC
Krzysztof Oliwa	L	14	1	4	5	79	1994-1995	1	4/12/73	Tychy, Poland	SJ
Darryl Olsen	D	207	38	123	161	259	1989-1992	3	10/7/66	Calgary, ALTA	SL
Brett Olson	C	145	25	37	62	69	2012-2014	2	2/19/87	Superior, WI	ABB
Colton Orr	R	10	0	0	0	15	2015-2016	1	3/3/82	Winnipeg, MAN	STK
Joni Ortio	G	104	0	0	0	8	2010-2016	5	4/16/91	Turku, Finland	ADK, ABB, STK
Mark Osiecki	D	76	1	24	25	36	1990-1992	2	7/23/68	St. Paul, MN	SL
Kyle Ostrow	F	5	0	1	1	4	2013-2014	1	9/5/87	Calgary, ALTA	ABB
Joel Otto	C	56	27	36	63	89	1984-1985	1	10/29/61	St. Cloud, MN	MON
Brett Palin	D	287	6	37	43	242	2007-2010	3	6/23/84	Nanaimo, BC	ABB, QC, OMA
Greg Pankewicz	W	30	10	14	24	84	1998-1999	1	10/6/70	Drayton Valley, ALTA	SJ
Dave Paradise	C	18	4	1	5	12	1997-1998	1	11/24/73	St. Paul, MN	SJ
John Parco	C	3	1	0	1	2	1994-1995	1	8/25/71	Sault Ste. Marie, ONT	SJ
Adam Pardy	D	159	7	19	26	145	2005-2008	3	3/29/84	Bonavista, NFLD	QC, OMA
Mark Paterson	D	70	6	21	27	112	1986-1987	1	2/22/64	Ottawa, ONT	MON
Gaelan Patterson	C	117	8	19	27	29	2009-2012	3	8/22/90	LaRonge, SASK	ABB
Colin Patterson	F	13	3	4	7	9	1982-1984	2	5/11/60	Rexdale, ONT	COL
Jason Payne	L	29	1	0	1	72	2002-2003	1	9/21/75	Toronto, ONT	SJ
Ted Pearson	F	65	9	17	26	70	1984-1985	1	1/9/62	Kitchener, ONT	MON

# ALL-TIME AFFILIATE ROSTER

NAME	POS	GP	G	A	PTS	PIM	SEASONS	YRS.	BIRTHDATE	BIRTHPLACE	TEAM(S)
Matt Pelech	R	237	11	22	33	594	2007-2011	4	9/4/87	Toronto, ONT	ABB, QC
Mike Perovich	D	115	8	39	47	180	80-81, 82-83	2	5/20/59	Vancouver, BC	COL, BIR
Nicolas Perreault	D	36	3	2	5	46	1994-1995	1	4/24/72	Loretteville, PQ	SJ
Jeff Perry	L	80	12	6	18	270	1993-1996	3	4/12/71	Sarnia, ONT	SJ
Warren Peters	C	293	54	45	99	353	2005-2009	4	7/10/82	Saskatoon, SASK	QC, OMA
Ron Petronella	G	1	0	0	0	0	1988-1989	1			SL
Ronald Petrovicky	R	145	35	54	89	245	1998-2000	2	2/15/77	Zilina, Slovakia	SJ
Jim Pettie	G	21	0	1	1	20	1980-81	1	10/24/53	Toronto, ONT	BIR
Harold Phillipoff	F	13	1	5	6	44	1981-82	1	6/14/56	Kamsack, SASK	OKC
Doug Pickell	L	78	7	8	15	119	1988-1990	2	5/9/68	Sherwood Park, ALTA	SL
Joe Piskula	D	176	6	34	40	172	2010-2013	3	7/5/84	Antigo, WI	ABB
Emile Poirier	L	117	33	42	75	101	2013-2016	3	12/14/94	Montreal, PQ	ADK, ABB, STK
Rick Poirier	G	1	0	0	0	0	1999-2000	1			SJ
Mike Polano	C	2	0	0	0	0	1992-1993	1	6/18/72	West Bloomfield, MI	SL
Brett Pollock	L	3	1	0	1	2	2015-2016	1	3/17/96	Sherwood Park, ALTA	STK
Corey Potter	D	25	0	10	10	18	2014-2015	1	1/5/84	Lansing, MI	ADK
Kevin Poulin	G	29	0	2	2	0	2015-2016	1	4/12/90	Montreal, PQ	STK
Rick Pracey	G	1	0	0	0	0	1997-1998	1	5/10/71	Hamilton, ONT	SJ
Tom Pratt	D	41	2	6	8	146	1987-1988	1	8/28/65	Lake Placid, NY	SL
Mike Prestidge	C	115	33	45	78	23	1981-1983	2		Weston, ONT	COL, OKC
Dan Price	R	7	1	1	2	2	1998-1999	1	9/23/74	Sarnia, ONT	SJ
Olivier Proulx	C	7	0	0	0	2	2003-2004	1	1/15/82	Saint-Jerome, PQ	LOW*
Brandon Prust	L	221	39	51	90	753	2005-2008	3	3/16/84	London, ONT	QC, OMA
Sergei Pryakhin	R	21	6	12	18	2	1989-1991	2	12/7/63	Moscow, Russia	SL
Dennis Purdie	R	12	4	1	5	11	1994-1995	1	11/27/72	Amherstburg, ONT	SJ
Jim Ralph	G	5	0	0	0	0	1982-1983	1	5/13/62	Sault Ste. Marie, ONT	COL
John Ramage	D	107	3	13	16	127	2013-2015	2	2/7/91	St. Louis, MO	ADK, ABB
Tim Ramholt	D	144	6	30	36	134	2006-2008	2	11/2/84	Zurich, Switzerland	QC, OMA
Karri Ramo	G	1	0	0	0	0	2015-2016	1	7/1/86	Asikkala, Finland	STK
Paul Ranheim	L	75	68	29	97	16	1988-1989	1	1/25/66	St. Louis, MO	SL
Mason Raymond	L	15	6	9	15	2	2015-2016	1	9/17/85	Cochrane, ALTA	STK
Richie Regehr	D	134	21	48	69	153	2004-2007	3	1/17/83	Rosthern, SASK	OMA, LOW
Robyn Regehr	D	5	0	0	0	0	1999-2000	1	4/19/80	Recife, Brazil	SJ
Brodie Reid	R	11	3	2	5	2	2014-2015	1	8/25/89	Delta, BC	ADK
Cam Reid	F	12	0	2	2	4	2014-2015	1	8/25/91	Delta, BC	ADK
Dave Reiersen	D	124	17	65	82	112	1986-1989	3	8/30/64	Bashaw, ALTA	SL, MON
Max Reinhart	C	203	45	80	125	117	2011-2015	4	2/4/92	North Vancouver, BC	ADK, ABB
Grant Reznansoff	R	67	19	23	42	26	1981-1983	2	3/3/61	Surrey, BC	COL, OKC
Jon Rheault	R	131	31	41	72	75	2009-2012	3	8/1/86	Arlington, TX	ABB
Pat Ribble	D	106	6	40	46	112	1981-1984	3	4/26/54	Leamington, ONT	COL, OKC
Mark Richards	G	6	0	0	0	0	1997-1998	1	7/24/69	Abington, PA	SJ
Blair Riley	R	45	5	5	10	74	2015-2016	1	11/1/85	Chase, BC	STK
Pierre Rioux	F	198	88	148	236	54	1982-1986	4	2/1/62	Quebec, PQ	MON, COL
Gary Rissling	L	19	5	7	12	161	1980-81	1	8/8/56	Saskatoon, SASK	BIR
Darren Ritchie	R	32	9	5	14	12	1995-1996	1	3/10/74	Minnedosa, MAN	SJ
Dale Rivington	D	15	0	0	0	4	1986-1987	1	3/7/64	Ottawa, ONT	MON
Brandon Roach	D	20	1	7	8	8	2008-2009	1	6/9/85	Bay Roberts, NFLD	QC
Gary Roberts	L	45	24	20	44	79	1984-1987	2	5/23/66	North York, ONT	MON

# ALL-TIME AFFILIATE ROSTER

NAME	POS	GP	G	A	PTS	PIM	SEASONS	YRS.	BIRTHDATE	BIRTHPLACE	TEAM(S)
Bobby Robins	R	2	0	0	0	0	2011-2012	1	10/17/81	Rhineland, WI	ABB
David Roche	L	153	54	50	104	315	1998-2001	3	6/13/75	Lindsay, ONT	SJ
Brandon Rogers	D	42	0	8	8	24	2005-2006	1	2/27/82	Rochester, NH	OMA
Dwayne Roloson	G	125	0	6	6	51	1994-1998	4	10/12/69	Simcoe, ONT	SJ
Carter Rowney	F	4	1	0	1	0	2012-2013	1	5/10/89	Sexsmith, ALTA	ABB
Olivier Roy	G	12	0	1	1	0	2013-2014	1	7/12/91	Causapscal, PQ	ABB
Marc Roy	R	5	1	0	1	0	1982-1983	1	2/7/61	Forestville, PQ	COL
Philippe Roy	D	9	0	1	1	17	2001-2002	1	1/16/77	St. Leonard, PQ	SJ
Luc Roy	D	3	0	0	0	0	1999-2000	1	2/26/78	Restigouche, NB	SJ
Gaetan Royer	R	73	9	4	13	170	1998-2001	2	3/13/76	Donnacona, PQ	SJ
Roman Rozakov	D	2	0	0	0	4	2003-2004	1	3/29/81	Murmansk, Russia	LOW
Mike Rucinski	C	42	5	9	14	14	1986-1987	1	12/12/63	Wheeling, IL	MON
Tyler Ruegsegger	C	83	12	11	23	54	2010-2013	3	1/19/88	Lakewood, CO	ABB
Bobby Russell†	R						2000-2001	1	3/9/78	Surrey, BC	SJ
Dan Ryder	C	25	4	10	14	16	2007-2009	2	1/12/87	Bonavista, NFLD	QC
Ken Sabourin	D	379	14	81	95	1102	1985-1993	7	4/28/66	Scarborough, ONT	SL, MON
Dany Sabourin	G	66	0	1	1	2	1998-2004	5	9/20/80	Val-d'Or, PQ	LOW, SJ
Jason Sands	C	1	0	0	0	0	2001-2002	1	3/21/77	Kingston, ONT	SJ
Brent Sapergia	R	22	10	6	16	22	1987-1988	1	11/16/62	Flin Flon, MAN	SL
Oleg Saprykin	L	73	17	28	45	75	2001-2003	2	2/12/81	Moscow, Russia	SJ
Yves Sarault	L	26	10	12	22	34	1995-1996	1	12/23/72	Valleyfield, PQ	SJ
Yann Sauve	D	4	0	0	0	2	2015-2016	1	2/18/90	Montreal, PQ	STK
Brad Schlegel	D	21	2	8	10	6	1993-1994	1	7/22/68	Kitchener, ONT	SJ
Eric Schneider	F	9	0	0	0	4	2001-2002	1	9/15/77	Calgary, ALTA	SJ
Nick Schneider	G	9	0	0	0	0	2015-2016	1	7/21/97	Leduc, ALTA	STK
Paxton Schulte	L	144	26	45	71	432	1995-1998	3	7/16/72	Onoway, ALTA	SJ
Darrel Scoville	D	201	27	64	91	290	1998-2001	3	10/13/75	Swift Current, SASK	SJ
Keith Seabrook	D	126	14	34	48	71	2009-2011	2	8/2/88	Delta, BC	ABB
Jeff Sebastian	D	11	1	1	2	0	1994-1995	1	11/21/71	Regina, SASK	SJ
Steven Seigo	D	9	0	2	2	4	2012-2013	1	8/1/90	Edenwold, SASK	ABB
Aki Seitsonen	C	65	5	5	10	12	2005-2009	3	2/5/86	Riihimaki, Finland	QC, OMA
Devin Setoguchi	R	19	3	7	10	4	2014-2015	1	1/1/87	Taber, ALTA	ADK
Cam Severson	L	54	13	7	20	146	2005-2006	1	8/15/78	Canora, SASK	OMA
David Shantz	G	30	0	1	1	0	2009-2010	1	5/5/86	Burlington, ONT	ABB
Jeff Shantz	C	2	0	1	1	0	2001-2002	1	10/10/73	Duchess, ALTA	SJ
MacGregor Sharp	C	17	1	1	2	7	2010-2011	1	10/1/85	Red Deer, ALTA	ABB
Scott Sharples	G	75	0	5	5	10	1989-1992	3	3/1/68	Calgary, ALTA	SL
Neil Sheehy	D	118	12	28	40	307	83-86, 91-92	4	2/9/60	Fort Frances, ONT	SL, MON, COL
Jody Shelley	L	48	2	5	7	189	1997-2000	3	2/7/76	Thompson, MAN	SJ
Curtis Sheptak	D	21	2	8	10	27	1999-2000	1	11/19/74	Leduc, ALTA	SJ
Hunter Shinkaruk	L	17	6	6	12	2	2015-2016	1	10/13/94	Calgary, ALTA	STK
Ryan Shmyr	W	21	1	1	2	41	2002-2003	1	4/28/77	Fairview, ALTA	SJ
Drew Shore	C	71	13	32	45	30	2014-2016	2	1/29/91	Littleton, CO	ADK, STK
Pat Sieloff	D	102	4	12	16	132	2013-2016	3	5/15/94	Ann Arbor, MI	ADK, ABB, STK
Martin Simard	L	277	70	93	163	817	1987-1992	5	6/25/66	Montreal, PQ	SL
Mario Simioni	F	98	23	32	55	41	1982-1985	3	4/1/63	Toronto, ONT	MON, COL
Kent Simpson	G	11	0	0	0	0	2015-2016	1	3/26/92	Edmonton, ALTA	STK
Todd Simpson	D	146	7	23	30	598	1994-1996	2	5/28/73	North Vancouver, BC	SJ

# ALL-TIME AFFILIATE ROSTER

NAME	POS	GP	G	A	PTS	PIM	SEASONS	YRS.	BIRTHDATE	BIRTHPLACE	TEAM(S)
Russ Sinkewich	D	23	0	0	0	24	2010-2012	2	9/21/85	Westlake, OH	ABB
Peter Sivak	R	3	0	0	0	2	2013-2014	1	3/21/82	Cheb, Czech	ABB
Jarrold Skalde	C	133	59	76	135	192	1995-1997	2	2/26/71	Niagara Falls, ONT	SJ
Brett Skinner	D	21	0	6	6	2	2006-2007	1	6/28/83	Brandon, MAN	OMA
Ladislav Smid***	D	1	0	0	0	0	2015-2016	1	2/1/86	Frydlant, Czech	STK
Lukas Smital	R	9	2	0	2	4	1997-1998	1	8/15/74	Brno, Czech	SJ
Brad Smith	F	10	5	6	11	13	1980-81	1	4/13/58	Windsor, ONT	BIR
Derek Smith	D	32	7	17	24	22	2013-2014	1	10/13/84	Belleville, ONT	ABB
Hunter Smith	R	54	2	6	8	90	2015-2016	1	9/11/95	Windsor, ONT	STK
Jason Smith	D	25	0	0	0	21	1996-1997	1	11/19/74	Calgary, ALTA	SJ
Michael Smith	D	12	0	5	5	12	1996-1997	1	1/17/71	Winnipeg, MAN	SJ
Nick Smith	C	41	8	9	17	10	2001-2002	1	3/23/79	Hamilton, ONT	SJ
Randy Smith	C	30	5	6	11	10	1989-1990	1	7/15/65	Saskatoon, SASK	SL
Radek Smolenak	L	21	2	4	6	26	2009-2010	1	12/3/86	Prague, Czech	ABB
Greg Smyth	D	5	0	1	1	31	1992-1993	1	4/23/66	Oakville, ONT	SL
Jan Snopek	D	2	0	0	0	0	1997-1998	1	6/22/76	Prague, Czech	SJ
Dennis Sobchuk	C	5	1	3	4	0	1980-81	1	1/12/54	Lang, SASK	BIR
Gary Socha	C	7	0	1	1	0	1992-1994	2	12/30/69	Attleboro, MA	SJ, SL
Jay Soleway	D	31	1	2	3	40	1980-81	1	8/21/60	Vancouver, BC	BIR
Martin Sonnenberg	L	102	31	32	63	109	2002-2004	2	1/23/78	Wetaskiwin, ALTA	LOW, SJ
Lee Sorochan	D	63	5	40	45	128	1998-2000	2	9/9/75	Edmonton, ALTA	SJ
Dan Spang	D	30	1	7	8	10	2008-2009	1	8/16/83	Winchester, MA	QC
Jason Spence	LW	47	2	3	5	132	01-03, 04-05	3	7/7/79	Windsor, NS	LOW, SJ
Tyler Spurgeon	C	9	1	4	5	0	09-10, 14-15	2	4/10/86	Edmonton, ALTA	ADK, ABB
Alain St. Arnaud		3	0	1	1	10	1986-1987	1			MON*
Chris St. Croix	D	144	5	20	25	117	1999-2001	2	5/2/79	Voorhees, NJ	SJ
Martin St. Louis	R	95	58	56	114	64	1997-2000	3	6/18/75	Laval, PQ	SJ
David St. Pierre	C	129	30	40	70	60	1992-1995	3	3/22/72	Montreal, PQ	SJ, SL
Samuel St. Pierre	R	2	0	0	0	2	2002-2003	1	6/28/79	Laurierville, PQ	SJ
Ben Stafford	C	1	0	0	0	0	2001-2002	1	12/18/78	Edina, MN	SJ
Jeff Staples	D	72	2	14	16	89	1999-2000	1	3/4/75	Kitimat, BC	SJ
Jeremy Stasiuk	R	12	1	1	2	2	1995-1996	1	12/26/74	Saskatoon, SASK	SJ
Blair Stayzer	L	4	0	0	0	4	2001-2002	1	10/4/80	Dunnville, ONT	SJ
Taylor Stefishen	L	6	0	0	0	0	2014-2015	1	8/15/90	North Vancouver, BC	ADK
Mike Stevens	L	79	20	37	57	293	1993-1994	1	12/30/65	Kitchener, ONT	SJ
Grant Stevenson	R	80	30	43	73	58	2007-2008	1	10/15/81	Spruce Grove, ALTA	QC
Dustin Stevenson	D	90	5	14	19	198	2014-2016	2	8/12/89	Gull Lake, SASK	ADK, STK
John Stewart	C	57	22	33	55	57	1980-81	1	1/2/54	Toronto, ONT	BIR
Tony Stiles	D	196	10	36	46	141	1982-1986	4	8/12/59	Carstairs, ALTA	MON, COL
Cory Stillman	C	142	63	101	164	122	1993-1995	2	12/20/73	Peterborough, ONT	SJ
Darren Stolk	D	129	6	13	19	133	1991-1993	2	7/22/68	Taber, ALTA	SL
Ryan Stone	C	51	11	14	25	72	2010-2011	1	3/20/85	Calgary, ALTA	ABB
Brandon Straub	D	4	0	0	0	6	2008-2009	1	3/1/83	Colorado Springs, CO	QC
Ben Street	C	127	43	54	97	46	2012-2014	2	2/13/87	London, ONT	ABB
David Struch	C	200	52	64	116	229	1991-1996	5	2/11/71	Flin Flon, MAN	SJ, SL
Todd Strueby	C	61	15	16	31	72	1991-1992	1	6/15/63	Lanigan, SASK	SL
Colin Stuart	L	67	17	19	36	36	2009-2010	1	7/8/82	Rochester, MN	ABB
Peter Sullivan	F	5	2	3	5	0	1984-1985	1	6/25/51	Toronto, ONT	MON*

# ALL-TIME AFFILIATE ROSTER

NAME	POS	GP	G	A	PTS	PIM	SEASONS	YRS.	BIRTHDATE	BIRTHPLACE	TEAM(S)
Jeffrey Sullivan	D	58	1	4	5	120	1999-2003	4	9/18/78	St. John's, NFLD	SJ
Mike Sullivan	C	5	2	0	2	4	1993-1994	1	2/27/68	Marshfield, MA	SJ
Brian Sullivan	D	7	0	0	0	0	2003-2004	1	6/27/80	Marshfield, MA	LOW*
Dan Sullivan	RW	1	0	0	0	5	2003-2004	1	3/20/81	Weston, ONT	LOW*
Niklas Sundblad	R	222	38	44	82	292	1993-1996	3	1/3/73	Stockholm, Sweden	SJ
Brett Sutter	C	212	23	36	59	182	2007-2010	3	6/2/87	Viking, ALTA	ABB, QC
Shaun Sutter	R	38	8	7	15	26	00-03, 04-05	4	6/2/80	Red Deer, ALTA	LOW, SJ
Tim Sweeney	L	112	65	67	132	40	1989-1991	2	4/12/67	Boston, MA	SL
Craig Switzer	D	2	0	0	0	0	2008-2009	1	10/16/84	Peachland, BC	QC
Dustin Sylvester	C	126	26	31	57	30	2011-2013	2	1/5/89	Red Deer, ALTA	ABB
Levente Szuper	G	112	0	2	2	2	2000-2003	3	6/11/80	Budapest, Hungary	SJ
Steve Tambellini	C	7	2	5	7	0	1984-1985	1	5/14/58	Trail, BC	MON
Andrei Taratukhin	C	80	17	43	60	80	2006-2007	1	2/22/83	Omsk, Russia	OMA
Jerry Tarrant	D	8	0	0	0	12	1989-1990	1	4/3/66	Burlington, VT	SL
Justin Taylor	C	186	32	34	66	113	2004-2007	3	1/1/83	Edmonton, ALTA	OMA, LOW
Daniel Taylor	G	73	0	2	2	2	2011-2013	2	4/28/86	Plymouth, England	ABB
Paul Taylor	G	4	0	0	0	0	1996-1997	1	8/20/71	Vancouver, BC	SJ
Paul Terbenche	D	41	2	2	4	26	1980-81	1	9/16/45	Port Hope, ONT	BIR
Mike Testwuide	R	9	2	1	3	28	2012-2013	1	2/5/87	Vail, CO	ABB
J.P. Testwuide	D	18	0	1	1	15	2011-2012	1	11/5/84	Vail, CO	ABB
Travis Thiessen	D	9	1	2	3	12	1994-1995	1	7/11/72	North Battleford, SASK	SJ
Brad Thiessen	G	34	0	1	1	0	2014-2015	1	3/19/86	Aldergrove, BC	ADK
Rocky Thompson	R	135	7	10	17	453	1995-2000	4	8/8/77	Calgary, ALTA	SJ
Tom Thornbury	D	40	6	12	18	38	1985-1986	1	3/17/63	Lindsay, ONT	MON
Daniel Tkaczuk	C	130	40	62	102	104	1999-2001	2	6/10/79	Toronto, ONT	SJ
Pavel Torgayev	C	21	12	8	20	22	1995-1997	2	1/25/66	Gorky, USSR	SJ
Mathieu Tousignant	C	70	5	14	19	136	2014-2015	1	11/21/89	St-Etienne-de-Lauzon, PQ	ADK
Dean Trboyeovich	D	5	0	1	1	7	1991-1992	1	6/6/68	Bovey, MN	SL
Andrei Trefilov	G	79	0	0	0	68	1992-1995	3	8/31/69	Moscow, Russia	SJ, SL
Jonathan Tremblay	R	5	0	0	0	0	2008-2009	1	3/3/84	Fauquier, ONT	QC
John Tripp	R	92	9	18	27	114	1997-2000	3	5/4/77	Kingston, ONT	SJ
Marc Tropper	R	3	0	0	0	0	1999-2000	1	4/14/76	Toronto, ONT	SJ
Evan Trupp	F	17	1	6	7	10	2013-2014	1	10/22/87	Anchorage, AK	ABB
Dan Tudin	L	5	0	0	0	4	2005-2006	1	8/3/78	Orleans, ONT	OMA
Randy Turnbull	D	65	2	1	3	292	1982-1983	1	2/17/62	Bentley, ALTA	COL
Nick Tuzzolino	D	27	4	1	5	35	2011-2013	2	1/19/86	Buffalo, NY	ABB
Jason Underhill		1	0	0	0	0	2002-2003	1			SJ
Eric Vail	R	3	0	3	3	0	1981-82	1	9/16/53	Timmins, ONT	OKC
Jeff Vaive	C	67	13	21	34	39	1983-1984	1	6/13/63	Ottawa, ONT	COL
Collin Valcourt	L	1	0	0	0	0	2013-2014	1	3/18/93	Red Deer, ALTA	ABB
Michel Valliere	G	3	0	0	0	0	1987-1988	1	3/20/64	Montreal, PQ	SL
Bryce Van Brabant	L	114	15	16	31	105	2014-2016	2	11/12/91	Morinville, ALTA	ADK, STK
David Van Der Gulik	L	297	68	93	161	247	2006-2010	4	4/20/83	Abbotsford, BC	ADK, QC, OMA
Josh Van Dyk	D	1	0	0	0	2	2010-2011	1	5/9/86	Woodstock, ONT	ABB
Pete Vandermeer	L	100	7	3	10	276	2008-2010	2	10/14/75	Red Deer, ALTA	ABB, QC
Sergei Varlamov	L	200	65	84	149	212	1996-2001	5	7/21/78	Kiev, Ukraine	SJ
Rick Vasko	D	68	9	32	41	92	1981-82	1	1/12/57	St. Catharines, ONT	OKC
Taylor Vause	C	41	6	8	14	4	2014-2015	1	9/28/91	Calgary, ALTA	ADK

# ALL-TIME AFFILIATE ROSTER

NAME	POS	GP	G	A	PTS	PIM	SEASONS	YRS.	BIRTHDATE	BIRTHPLACE	TEAM(S)
Mike Vellinga	D	18	0	1	1	6	1998-2001	3	8/19/78	Chatham, ONT	SJ
Mike Vernace	D	5	0	0	0	2	2015-2016	1	5/26/86	Toronto, ONT	STK
Mike Vernon	G	93	0	4	4	12	81-82, 83-86	4	2/24/63	Calgary, ALTA	MON, COL, OKC
Darcy Verot	L	73	5	11	16	299	2002-2003	1	7/13/76	Radville, SASK	SJ
Gabriel Verpaelst	D	8	0	0	0	7	2015-2016	1	9/16/93	Sherbrooke, PQ	STK
John Vigilante	L	24	7	8	15	2	2008-2009	1	5/24/85	Dearborn, MI	QC
Vesa Viitakoski	L	171	63	94	157	80	1993-1996	3	2/13/71	Lappeenranta, Finland	SJ
Steeve Villeneuve	D	3	0	0	0	7	2005-2006	1	9/5/83	St-Jerome, PQ	OMA
Dustin Virag	R	1	0	0	0	0	2000-2001	1	5/16/76	Campden, ONT	SJ
Jan Vodrazka	D	83	1	4	5	175	02-03, 05-06	2	11/10/76	Plzen, Czech Repu	OMA, SJ
Mickey Volcan	D	93	16	23	39	64	1983-1985	2	3/3/62	Edmonton, ALTA	MON, COL
Mitch Wahl	C	32	3	7	10	12	2009-2013	4	1/12/90	Seal Beach, CA	ABB
Howard Walker	D	69	4	19	23	172	1982-1983	1	8/5/58	Grande Prairie, ALTA	COL
Jeff Walker	D	1	0	0	0	0	2000-2001	1	12/17/70	Saint John, NB	SJ
Jesse Wallin	D	1	0	0	0	0	2003-2004	1	3/10/78	Saskatoon, SASK	LOW*
Derrick Walser	D	130	24	46	70	70	1998-2001	3	5/12/78	New Glasgow, NS	SJ
Ben Walter	C	143	34	74	108	48	2011-2013	2	5/11/84	Beaconsfield, PQ	ABB
Wes Walz	C	15	6	6	12	14	1993-1994	1	5/15/70	Calgary, ALTA	SJ
Gord Wappel	D	160	22	66	88	251	1980-1983	3	7/26/58	Regina, SASK	COL, OKC, BIR
Ed Ward	R	24	5	7	12	65	1994-1997	3	11/10/69	Edmonton, ALTA	SJ
J.D. Watt	R	139	9	10	19	486	2008-2011	3	5/25/87	Cremona, ALTA	ABB, QC
Shawn Weller	L	31	8	4	12	19	2009-2010	1	7/8/86	Glens Falls, NY	ABB
Mark Wells	C	14	1	1	2	6	1981-82	1	9/18/57	St. Clair Shores, MI	OKC
Theran Welsh	D	13	2	9	11	4	1981-82	1	2/25/58	Prince Albert, SASK	OKC
Jeff Wenaas	C	135	29	51	80	144	1987-1990	3	9/1/67	Eastend, SASK	SL
George White	F	167	32	29	61	92	1983-1986	3	2/17/61	Arlington, MA	MON**, COL
Kam White	D	6	0	0	0	17	1998-1999	1	2/13/76	Chicago, IL	SJ
Kay Whitmore	G	36	0	0	0	23	2001-2002	1	4/10/67	Sudbury, ONT	SJ
Clarke Wilm	C	130	22	45	67	219	1996-1998	2	10/24/76	Central Butte, SASK	SJ
Clay Wilson	D	66	16	27	43	41	2011-2012	1	4/5/83	Sturgeon Lake, MN	ABB
Ryan Wilson	D	60	4	16	20	56	2008-2009	1	2/3/87	Windsor, ONT	QC
Rik Wilson	D	8	3	3	6	2	1985-1986	1	6/17/62	Long Beach, CA	MON
David Wolf	L	59	20	18	38	168	2014-2015	1	9/15/89	Duesseldorf, Germany	ADK
Mark Woolf	R	1	0	0	0	0	1991-1992	1	9/30/70	Brandon, MAN	SL
Kevin Wortman	D	236	42	116	158	90	1991-1994	3	2/22/69	Saugus, MA	SJ, SL
Tyler Wotherspoon	D	162	5	38	43	48	2013-2016	3	3/12/93	Burnaby, BC	ADK, ABB, STK
Jamie Wright	L	37	13	14	27	34	2001-2003	2	5/13/76	Kitchener, ONT	SJ
Ravil Yakubov	D	24	3	5	8	18	1996-1997	1	7/26/70	Moscow, Russia	SJ
Oleg Yevenko	D	4	0	0	0	14	2014-2015	1	1/21/91	Minsk, Belarus	ADK
Nolan Yonkman	D	65	2	10	12	52	2014-2015	1	4/1/81	Punnichy, SASK	ADK
C.J. Young	R	89	33	38	71	45	1990-1992	2	1/1/68	Waban, MA	SL
Alexander Yudin	D	16	3	7	10	85	1992-1993	1	2/4/71	St. Petersburg, Russia	SL
George Zajankala	L	6	0	0	0	32	1995-1996	1	5/14/72	Revelstoke, BC	SJ
Richard Zemlak	R	119	19	34	53	398	1990-1992	2	3/3/63	Wynyard, SASK	SL

\* = Played with Lowell/Moncton as a Carolina/Boston prospect

\*\* = Played with Moncton as a prospect of both Calgary and Boston

\*\*\* = Played one game on conditioning assignment before being recalled



# CALGARY TOP AFFILIATE RECORDS



# CALIFORNIA-BORN PLAYERS

Name	Birthplace	Pos	Team	FRANCHISE / AFFILIATE STATS					Seasons
				GP	G	A	P	PIM	
Sena Acolatse	Hayward	D	Adirondack	38	6	13	19	68	2014-2015
Craig Ferguson	Castro Valley	C	Saint John	18	5	13	18	8	1995-1996
Mitch Wahl	Seal Beach	C	Abbotsford	32	3	7	10	12	2009-2013

## FORMER STOCKTON THUNDER PLAYERS - FRANCHISE & AFFILIATE

The Stockton Thunder hockey club was an ECHL franchise that occupied Stockton Arena from 2005-2015. The black and yellow color scheme and the familiar Thor logo became a staple in the Stockton community for a decade. Fans reciprocated the team's support in the community by making the Thunder the largest sports attraction in the Central Valley for their entire tenure in the city.

This list is a compilation of every player that has suited up for both the Stockton Thunder and either Calgary's top affiliate history.

Name	Pos	Team	FRANCHISE / AFFILIATE STATS						STOCKTON THUNDER STATS					
			GP	G	A	P	PIM	Seasons	GP	G	A	P	PIM	Seasons
Kevin Baker	R	Saint John	46	13	7	20	20	2001-2002	68	27	29	56	46	2011-2012
Judd Blackwater	C	Abbotsford	17	0	0	0	15	2011-2012	54	16	22	38	71	2008-2010
Brad Farynuk	D	Quad City	17	1	2	3	12	2008-2009	28	3	12	15	41	2007-2008
Jordan Henry	D	Abbotsford	52	2	7	9	87	2011-2012	2	0	2	2	2	2012-2013
Ryan Howse**	L	Abbotsford	59	6	4	10	16	2011-2013	0	0	0	0	0	2014-2015
Ryan MacMurchy	R	Abbotsford	18	5	2	7	23	2010-2011	78	32	39	71	127	2007-2009
Jason Morgan*	C	Saint John / Lowell	177	36	73	109	148	2000-2004	29	2	8	10	26	2011-2012
Matt O'Dette	D	Saint John	169	1	10	11	351	1997-2000	49	4	3	7	84	2008-2010
Olivier Roy	G	Abbotsford	12	0	1	1	0	2013-2014	49	0	2	2	0	2011-2013
Keith Seabrook	D	Abbotsford	126	14	34	48	71	2009-2011	51	7	20	27	60	2014-2015
Kent Simpson	G	Stockton	11	0	0	0	0	2015-16	26	0	0	0	2	2014-2015
Peter Sivak	R	Abbotsford	3	0	0	0	2	2013-2014	25	10	16	26	16	2014-2015
Tyler Spurgeon	C	Abbotsford / Adirondack	9	1	4	5	0	2009-2010, 2014-2015	39	12	17	29	26	2006-2007
Shawn Weller	L	Abbotsford	31	8	4	12	19	2009-2010	19	5	12	17	17	2012-2013

\*\*Ryan Howse was signed to the Thunder in the months leading up to the 2014-15 season, but never suited up for the team.





# SINGLE SEASON MILESTONES

## 100-POINT SEASON

BOB FRANCIS, OKLAHOMA CITY (1981-82)

80 GP - 48 G - 66 A - 114 P

BRUCE EAKIN, COLORADO (1983-84)

67 GP - 33 G - 69 A - 102 P

RICH CHERNOMAZ, SALT LAKE (1988-89)

81 GP - 33 G - 68 A - 101 P

PATRICK LEBEAU, SALT LAKE (1992-93)

75 GP - 40 G - 60 A - 100 P

## 30-WIN SEASON

MIKE VERNON, COLORADO (1983-84)

46 GP - 30 W - 13 L - 2 T

DWAYNE ROLOSON, SAINT JOHN (1995-96)

67 GP - 33 W - 22 L - 11 T

CURTIS MCELHINNEY, OMAHA (2006-07)

57 GP - 35 W - 17 L - 1 T

LELAND IRVING, ABBOTSFORD (2010-11)

61 GP - 30 W - 24 L - 2 T

## 50-GOAL SEASON

BRETT HULL, MONCTON (1986-87)

50 GOALS

PAUL RANHEIM, SALT LAKE (1988-89)

68 GOALS



# PLAYER OF THE MONTH/WEEK AWARDS

## PLAYER OF THE WEEK

### 2013-14

**SVEN BAERTSCHI** - ABBOTSFORD  
WEEK ENDING - 4/6/14

### 2011-12

**KRYS KOLANOS** - ABBOTSFORD  
WEEK ENDING - 4/8/12

**LELAND IRVING** - ABBOTSFORD  
WEEK ENDING - 11/20/11

**KRYS KOLANOS** - ABBOTSFORD  
WEEK ENDING - 10/30/11

### 2009-10

**MIKAEL BACKLUND** - ABBOTSFORD  
WEEK ENDING - 2/28/10

**LELAND IRVING** - ABBOTSFORD  
WEEK ENDING - 11/1/09

### 2008-09

**KYLE GREENTREE** - QUAD CITY  
WEEK ENDING - 3/8/09

**MATT KEETLEY** - QUAD CITY  
WEEK ENDING - 10/26/08

### 2007-08

**GRANT STEVENSON** - QUAD CITY  
WEEK ENDING - 1/20/08

### 2006-07

**CURTIS MCELHINNEY** - OMAHA  
WEEK ENDING - 2/25/07

**CURTIS MCELHINNEY** - OMAHA  
WEEK ENDING - 12/10/06

### 2005-06

**BRENT KRAHN** - OMAHA  
WEEK ENDING - 2/26/06

### 2004-05

**BRENT KRAHN** - LOWELL  
WEEK ENDING - 12/5/04

### 2002-03

**DANY SABOURIN** - SAINT JOHN  
WEEK ENDING - 3/16/03

### 2000-01

**DAVE ROCHE** - SAINT JOHN  
WEEK ENDING - 12/31/00

### 1999-00

**RICO FATA** - SAINT JOHN  
WEEK ENDING - 3/12/00

### MARTIN ST. LOUIS - SAINT JOHN

WEEK ENDING - 10/24/99

### 1997-98

**TYLER MOSS** - SAINT JOHN  
WEEK ENDING - 3/22/98

### 1996-97

**DWAYNE ROLOSON** - SAINT JOHN  
WEEK ENDING - 10/27/96

## PLAYER OF THE MONTH

### 2014-15

**DEREK GRANT** - STOCKTON  
JANUARY 2016

### 2013-14

**BEN STREET** - ABBOTSFORD  
NOVEMBER 2013

### 2008-09

**JAMIE LUNDMARK** - QUAD CITY  
NOVEMBER 2008

### 2007-08

**GRANT STEVENSON** - QUAD CITY  
JANUARY 2008

## ROOKIE OF THE MONTH

### 2013-14

**MARKUS GRANLUND** - ABBOTSFORD  
JANUARY 2008

### 1998-99

**SERGEI VARLAMOV** - SAINT JOHN  
APRIL 1999

## GOALIE OF THE MONTH

### 2005-06

**CURTIS MCELHINNEY** - OMAHA  
APRIL 2007

**BRENT KRAHN** - OMAHA  
FEBRUARY 2006

### 2004-05

**BRENT KRAHN** - LOWELL  
NOVEMBER 2004

### 1998-99

**J.S. GIGUERE** - SAINT JOHN  
OCTOBER 1999

### 1997-98

**TYLER MOSS** - SAINT JOHN  
OCTOBER 1997

### 1996-97

**TYLER MOSS** - SAINT JOHN  
APRIL 1997



# TEAM AND INDIVIDUAL AWARDS

## TEAM AWARDS

### **CALDER CUP CHAMPIONSHIP** (AHL CHAMPION)

2000-01 SAINT JOHN FLAMES

### **TURNER CUP** (IHL CHAMPION)

1987-88 SALT LAKE GOLDEN EAGLES

### **RICHARD F. CANNING TROPHY** (AHL EASTERN CONF. PLAYOFF CHAMPS)

2001-02 SAINT JOHN FLAMES

1997-98 SAINT JOHN FLAMES

### **NORMAN R. (BUD) POILE TROPHY** (AHL MIDWEST DIV. CHAMPS)

2006-07 OMAHA AK-SAR-BEN KNIGHTS

### **JOHN D. CHICK TROPHY** (AHL WEST DIV. CHAMPS)

2006-07 OMAHA AK-SAR-BEN KNIGHTS

### **SAM POLLOCK TROPHY** (AHL NORTH DIV. CHAMPS)

2000-01 SAINT JOHN FLAMES

1997-98 SAINT JOHN FLAMES

## INDIVIDUAL AWARDS

### **AHL**

#### **DUDLEY (RED) GARRETT MEMORIAL AWARD** (OUTSTANDING ROOKIE)

1986-87 BRETT HULL, MONCTON

#### **LOUIS A.R. PIERI MEMORIAL AWARD** (OUTSTANDING COACH)

1997-98 BILL STEWART, SAINT JOHN

#### **HARRY "HAP" HOLMES MEMORIAL AWARD** (OUTSTANDING TEAM GOALIES)

1997-98 TYLER MOSS & J.S. GIGUERE, SAINT JOHN

*Record Book*

## INDIVIDUAL AWARDS (CONTINUED)

### **JACK A. BUTTERFIELD TROPHY** (PLAYOFF MVP)

2000-01 STEVE BEGIN, SAINT JOHN

### **JAMES C. HENDY MEMORIAL TROPHY** (TOP EXECUTIVE)

2000-01 STEW MACDONALD, SAINT JOHN

### **KEN MCKENZIE AWARD** (OUTSTANDING EXECUTIVE - P.R. & MARKETING)

1986-87 LARRY HALEY, MONCTON

### **JAMES H. ELLERY MEMORIAL AWARD** (OUTSTANDING MEDIA)

1996-97 AARON KENNEDY (RADIO), SAINT JOHN

### **IHL**

#### **GARY F. LONGMAN MEMORIAL TROPHY** (TOP ROOKIE)

1988-89 PAUL RANHEIM, SALT LAKE

#### **KEN MCKENZIE TROPHY** (TOP AMERICAN-BORN ROOKIE)

1991-92 KEVIN WORTMAN, SALT LAKE

1990-91 C.J. YOUNG, SALT LAKE

1989-90 TIM SWEENEY, SALT LAKE

1988-89 PAUL RANHEIM, SALT LAKE

#### **GOVERNORS TROPHY** (TOP DEFENSEMAN)

1989-90 BRIAN GLYNN, SALT LAKE

### **CHL**

#### **PHIL ESPOSITO TROPHY** (LEADING SCORER)

1981-82 BOB FRANCIS, OKLAHOMA CITY

#### **TOMMY IVAN TROPHY** (LEAGUE MVP)

1981-82 BOB FRANCIS, OKLAHOMA CITY

#### **KEN MCKENZIE TROPHY** (ROOKIE OF THE YEAR)

1981-82 BOB FRANCIS, OKLAHOMA CITY

StocktonHeat.com



# HOCKEY HALL OF FAME MEMBERS

## BRETT HULL FORWARD - MONCTON (1986-87) CLASS OF 2009

Team	AFFILIATE STATS					NHL STATS				
	GP	G	A	P	PIM	GP	G	A	P	PIM
Moncton	67	50	42	92	16	1269	741	650	1391	458



As the son of the “Golden Jet” Bobby Hull, the younger Hull came into the game with the pressure that having a famous name can bring, pressure that he shrugged off easily. After his 1,000th point, Brett and Bobby became the only father and son combo in NHL history to each score 1,000 points and now both have been inducted into the Hockey Hall of Fame.

As a St. Louis Blues player nine years earlier, he scored 50 goals in 49 games. He became just the fifth player in NHL history to do the 50/50, tying as third fastest ever.

In 1984 the Calgary Flames drafted Hull 117th overall after just two years in college, and he spent the next couple of seasons splitting his playing time between Calgary and their minor league team in Moncton. In Moncton, Hull finished third in league scoring and was named the AHL’s Rookie-of-the-Year.

In 1988 the Flames traded Hull to St. Louis. In his first season, he scored 41 goals and captured the Lady Byng Memorial Trophy. 1990-91 marked the first of Hull’s three consecutive 70-plus goal seasons, which included a career high 86 goals in 1990-91 which earned him the Lester B. Pearson Trophy and the Hart Memorial Trophy as the league’s Most Valuable Player.

After eleven seasons in St. Louis, Hull signed with the Dallas Stars in the summer of 1998. A perennially strong team, the Stars had never played quite as well on the ice as their name suggested. When Hull joined their ranks, they went on to win the Stanley Cup in 1999, with Hull scoring the winning goal in triple overtime.


Early in the 1999-2000 season, Hull scored his 600th goal, thus ensuring he and father Bobby were the first and only father-son combination to reach that remarkable plateau. Hull surpassed the 700-goal mark and 1,300-point mark in 2002-03 and shows no signs of slowing down.

Following a lock out year in 2004-05, Hull would play a mere five games before announcing his retirement from the game.

In his illustrious NHL career, Brett Hull scored 741 goals, 650 assists and 1,391 points.

## AL MACINNIS DEFENSEMAN - COLORADO (1983-84) CLASS OF 2007

Team	AFFILIATE STATS					NHL STATS				
	GP	G	A	P	PIM	GP	G	A	P	PIM
Utica	19	5	14	19	22	1416	340	934	1274	1501



Shot-blocking defensemen feared him. Goalies cringed when they saw him climb over the boards. It comes down to two words, ‘the shot.’

The seven-time winner of the Hardest Shot competition at the annual NHL All-Star Game, Al MacInnis is acknowledged as possessing the hardest slapshot in the NHL, and although at one time he used it at every opportunity, MacInnis later learned to harness the fear of his shot to set up plays, take an extra step or unleash the blast with another drive.

After spending the early part of the 1983-84 season with the CHL’s Colorado Flames, MacInnis became a full-time member of the Calgary Flames’ blueline later that season, playing 51 games and scoring 11 goals and 34 assists for 45 points. But it was during that rookie season that his slapshot earned its reputation. On January 17, 1984, while playing with Calgary in a game against St. Louis, MacInnis wound up and fired a shot from outside the blueline that caught Blues’ netminder Mike Liut on the mask, splitting it. Liut fell to the ice as the puck dribbled over the goal line. No one has taken Al MacInnis’ shot for granted since.

MacInnis spent thirteen seasons with Calgary before moving to St. Louis, but left Alberta having evolved into one of the most effective defensemen in the NHL. While with the Flames, he played in eight All-Star Games, but more importantly, was a key component of a Stanley Cup championship for Calgary in 1989, the first in franchise history. For his contributions in the playoffs that spring, including 7 goals and 24 assists in 22 games, MacInnis was awarded the Conn Smythe Trophy.

On July 4, 1994, Calgary traded Al MacInnis and a fourth round draft pick to the St. Louis Blues, receiving Phil Housley and consecutive second round draft selections. With the Blues, Al continued to dominate, appearing in seven more All-Star contests and winning the Norris Trophy in 1999 as the league’s top defenseman.

Following the locked-out 2004-05 season, MacInnis announced his retirement from the game on September 9, 2005. At the time of his retirement, MacInnis had climbed to 17th place on the all-time games played list with 1,416, had accumulated 1,274 points and was twelfth on the all-time assists list with 934.

Al MacInnis - a fierce competitor with a feared slapshot.



# HOCKEY HALL OF FAME MEMBERS

## GRANT FUHR GOALTENDER -SAINT JOHN (1999-00) CLASS OF 2003



Team	FRANCHISE / AFFILIATE STATS							NHL STATS						
	GP	W	L	T	GAA	SV%	SO	GP	W	L	T	GAA	SV%	SO
Saint John	2	0	2	0	6.06	0.839	0	867	403	295	114	3.38	0.887	25

Grant Fuhr was born in Spruce Grove, Alberta, located just outside the city of Edmonton where he would star for so many years. Fuhr starred with the WHL's Victoria Cougars for two seasons and was a First Team All-Star both years (1980 and 1981). Grant was drafted in the first round by the Edmonton Oilers in the 1981 NHL Entry Draft.

Over a 10-year period, Grant Fuhr led the Oilers to five Stanley Cup championships between 1984 and 1990. Without a doubt, his best year was in 1987. Fuhr was a workhorse, accumulating a league-leading 4,304 minutes played and 40 wins. He earned his sole Vezina Trophy as the league's best goaltender and was runner-up to teammate Wayne Gretzky for the Hart Trophy as the NHL's most valuable player. During the 1983-1984 season, Fuhr collected 14 points, which still stands as the single-season record for most points by a goaltender.

By the end of the 1980s and early 1990s, the Oilers began to dismantle the team by trading Wayne Gretzky, the start of a fire sale. Then, on September 19, 1991, after playing only 13 games for the Oilers, the six-time All-Star was traded to the Toronto Maple Leafs in a seven-player blockbuster deal.

In 1995-96, just as many began to think that this once great goaltender was past his prime, he signed as a free agent with the St. Louis Blues. Given another chance, the classy veteran didn't disappoint. Fuhr played with a renewed love for the game and an energy that matched any youngster in the league. He played an astonishing 79 games for the Blues, 76 consecutively. Both remain single-season records.

In the 1996-97 season, Grant continued his fine play for the Blues, but he couldn't lead his team over the hump during the playoffs. Over the next two years, injuries became a problem. His knee injury never seemed to recover and time was passing quickly.

On September 4, 1999, Fuhr was sent to an old Oilers' archrival, the Calgary Flames.

As a Flame, Grant joined an elite club of goaltenders. On October 22, he defeated the Florida Panthers to attain his 400th career win -- only the sixth goalie in NHL history to reach that milestone. Prior to the 2000-01 season, Grant Fuhr announced his retirement from professional hockey. Fittingly, in Fuhr's first year of eligibility, he was selected to the Hockey Hall of Fame in 2003.

