



2015-2016
STOCKTON HEAT
MEDIA GUIDE &
RECORD BOOK

STOCKTONHEAT.COM





TABLE OF CONTENTS

HEAT 1ST SEASON

CLUB DIRECTORY.....	3	ALL-TIME STANLEY CUP WINNERS.....	238
MEDIA GUIDELINES.....	4	ALL-TIME CALDER CUP WINNERS.....	239
OWNERSHIP.....	5	ALL-TIME OLYMPIC FACT SHEETS.....	241
EXECUTIVES.....	7	ALL-TIME OLYMPIC STATS.....	242
HOCKEY CLUB PERSONNEL.....	11	END OF SEASON AWARDS.....	244
HEAT FRONT OFFICE.....	19	DRAFT FACT SHEET.....	245
HEAT TEAM HISTORY.....	20	WHERE DO PLAYERS COME FROM-LOCATION.....	246
AHL TEAMS.....	21	WHERE DO PLAYERS COME FROM-AMATEURS.....	250
AHL CONFERENCE/DIVISIONAL ALIGNMENT.....	22	ALL-TIME AFFILIATE ROSTER.....	255
2015-16 CALDER CUP FORMAT/NEW RULES.....	24	FRANCHISE RECORDS.....	271
AFFILIATION AGREEMENTS.....	25	MAINE MARINERS.....	272
AHL DIRECTORY.....	26	UTICA DEVILS.....	276
STOCKTON HEAT IN THE COMMUNITY.....	27	SAINT JOHN FLAMES.....	280
STOCKTON HEAT ROSTER.....	29	OMAHA AK-SAR-BEN KNIGHTS.....	284
TRAINING CAMP ROSTER.....	94	QUAD CITY FLAMES.....	288
2014-15 AHL RESULTS.....	95	ABBOTSFORD HEAT.....	292
2014-15 GAME-BY-GAME RESULTS.....	110	ADIRONDACK FLAMES.....	296
2014-15 PACIFIC DIVISION.....	115	ALL-TIME LEADERS - AHL.....	300
BAKERSFIELD CONDORS.....	117	ALL-TIME LEADERS - NHL.....	302
ONTARIO REIGN.....	119	ALL-TIME CONFIRMED CALL-UPS.....	304
SAN ANTONIO RAMPAGE.....	120	ALL-TIME CONFIRMED NHL DEBUTS.....	315
SAN DIEGO GULLS.....	122	CALL-UP & NHL DEBUTS FACT SHEET.....	320
SAN JOSE BARRACUDA.....	123	YEAR-BY-YEAR RECORD.....	321
TEXAS STARS.....	124	YEAR-BY-YEAR LEADERS-SKATERS.....	322
CALGARY FLAMES DRAFT HISTORY.....	126	YEAR-BY-YEAR LEADERS-DEFENSEMAN.....	329
2014-15 ADIRONDACK THUNDER.....	134	YEAR-BY-YEAR LEADERS-GOALTENDERS.....	337
2014-15 CALGARY FLAMES.....	139	ALL-TIME STANLEY CUP WINNERS.....	346
AHL OFFICIATING CREW.....	146	ALL-TIME CALDER CUP WINNERS.....	347
<u>RECORD BOOK.....</u>	<u>147</u>	ALL-TIME OLYMPIC FACT SHEETS.....	350
CALGARY AFFILIATE RECORDS.....	147	ALL-TIME OLYMPIC STATS.....	351
BIRMINGHAM BULLS.....	148	END OF SEASON AWARDS.....	353
OKLAHOMA CITY STARS.....	152	DRAFT FACT SHEET.....	354
COLORADO FLAMES.....	156	WHERE DO PLAYERS COME FROM-LOCATION.....	355
MONCTON GOLDEN FLAMES.....	160	WHERE DO PLAYERS COME FROM-AMATEURS.....	359
SALT LAKE GOLDEN EAGLES.....	164	ALL-TIME FRANCHISE ROSTER.....	364
SAINT JOHN FLAMES.....	168	FRANCHISE & AFFILIATE RECORDS.....	381
LOWELL LOCK MONSTERS.....	172	CALIFORNIA-BORN PLAYERS.....	382
OMAHA AK-SAR-BEN KNIGHTS.....	176	SINGLE-SEASON MILESTONES.....	383
QUAD CITY FLAMES.....	180	PLAYER OF THE MONTH/WEEK.....	384
ABBOTSFORD HEAT.....	184	TEAM AWARDS.....	385
ADIRONDACK FLAMES.....	188	INDIVIDUAL AWARDS.....	386
ALL-TIME LEADERS - AHL.....	192	FORMER STOCKTON THUNDER PLAYERS.....	388
ALL-TIME LEADERS - NHL.....	194	HOCKEY HALL OF FAME MEMBERS.....	389
ALL-TIME CONFIRMED CALL-UPS.....	196	STOCKTON HEAT SEASON SCHEDULE.....	392
ALL-TIME CONFIRMED NHL DEBUTS.....	207	EDITORS: BRANDON KISKER & DUSTIN COWELL	
CALL-UP & NHL DEBUTS FACT SHEET.....	212	RESEARCH: BRANDON KISKER & DUSTIN COWELL	
YEAR-BY-YEAR RECORD.....	213	GRAPHIC DESIGN: BRANDON KISKER	
ALL-TIME COACHING RECORD.....	214		
YEAR-BY-YEAR LEADERS-SKATERS.....	215		
YEAR-BY-YEAR LEADERS-DEFENSEMAN.....	222		
YEAR-BY-YEAR LEADERS-GOALTENDERS.....	229		

The Stockton Heat Media Guide & Record Book is published by the Stockton Heat Hockey Club.

Copyright 2015 Stockton Heat Hockey Club. All rights reserved.



CLUB DIRECTORY

OWNERS

N. Murray Edwards (Chairman), Alvin G. Libin, Allan P. Markin, Jeff McCaig, Clayton H. Riddell

FLAMES EXECUTIVE

President & Chief Executive Officer.....Ken King
Chief Operating Officer.....John Bean
President Hockey Operations.....Brian Burke
Chief Financial Officer.....Cam Olson
General Manager.....Brad Treiving
Assistant GM.....Craig Conroy
Assistant GM.....Brad Pascall

HEAT EXECUTIVE

Board of Governor.....Brian Burke
Chief Financial Officer.....Bill Davidson
Team President.....Dave Picuch

FLAMES HOCKEY OPERATIONS

Director, Hockey Administration.....Mike Burke
Director, Player Development.....Ron Sutter
Director, Player Development.....Troy Crowder
Director, Player Development.....Ray Edwards
Director, Amateur Scouting.....Tod Button
Director, Hockey Analytics.....Chris Snow
Head Coach.....Bob Hartley
Associate Coach.....Jacques Cloutier
Assistant Coach.....Martin Gelinas
Assistant Coach, Video.....Jamie Pringle
Goaltending Coach.....Jordan Sigalet
Team Services Manager.....Sean O'Brien
Pro Scouts.....Michel Goulet, Steve Leach,
Derek MacKinnon, Steve Pleau, Todd Woodcroft
Scouts.....Frank Anzalone, Jim Cummins, Terry Doran,
Ari Haanpaa, Bobbie Hagelin, Corey Krakower,
Bob MacMillan, Brad McEwen, Fred Parker,
Eric Soltys, Rob Sumner, Ritchie Thibeau

HEAT HOCKEY OPERATIONS

Head Coach.....Ryan Huska
Assistant Coach.....Todd Gill
Domenic Pittis
Goaltending Development Coach.....Scott Gouthro
Strength & Conditioning Coach.....Michael Thompson
Equipment Manager.....Peter Bureaux
Assistant Equipment Manager.....Luke Eichas
Head Athletic Trainer.....Marc Paquet
Video Analyst & Team Services Mgr.....Adam Berger

FLAMES COMMUNICATIONS

VP, Communications.....Peter Hanlon
Dir., Communications & Media Relations.....Sean Kelso
Coordinator, Public Relations.....Greger Buer
Communications Assistant.....Kelsey McCay

HEAT COMMUNICATIONS

Dir., Broadcasting & Media Relations.....Brandon Kisker
Communications Assistant.....Dustin Cowell
Multimedia Assistant.....Richard Reyes

HEAT ADMINISTRATION

Dir., Finance & Administration.....Tess Jaurigue

HEAT MARKETING | SALES

VP, Ticket Sales.....Jason Camp
VP, Corporate Sponsorships.....Debra Bachle
Dir., Corporate Sponsorships.....Clint Eastman
Dir, Game Operations.....Jenelle Herbert
Mgr, Community Relations.....Katie Billiet
Mgr, Group Sales.....Rachel Saiger
Mgr, Ticket Operations & Marketing.....Jessica Schaffer
Account Executive.....Chris Avila

Christian Clark
Mark Hicks

Mgr, Merchandise.....Rob Cvetan
Outside Sales.....Kirk Goodman

STOCKTON ARENA STAFF

General Manager.....Kendra Clark
Dir., Booking & Business Development.....Jim Johnson
Dir., Operations.....Cody Gralapp
Mgr., Operations.....David Crawford
Mgr., Tech Services.....Jay Lizotte
Mgr., Marketing.....Chris Kay
Mgr., Information Technology.....Matt Gilmore

ADIRONDACK HOCKEY OPERATIONS

Head Coach.....Cail MacLean
Head Equipment Manager.....Brian Sersch

ADIRONDACK THUNDER STAFF

President.....Brian Petroveck
Dir., Corporate Marketing.....Seth DeWitt
Dir., Comm. and Community Relations.....Zach Dooley
Dir., Ticket Sales & Services.....Sean Driscoll
Dir., Game Operations.....Bryan Florkiewicz
Ast. Dir., Comm. & Broadcasting.....Cameron Close
Mgr., Operations & Administration.....Josh Lyons
Account Executive & Digital Media Mgr.....Connor Delaney
Account Executive.....James Brown

Bobby Cavelli
Matt Latorre



MEDIA GUIDELINES



BRANDON KISKER
DIRECTOR, BROADCAST & MEDIA
RELATIONS



DUSTIN COWELL
COMMUNICATIONS ASSISTANT

Regular Season Practice Access

- There will be media availability after every practice. For those interested in attending a practice, please alert the media relations department 24 hours in advance.
- Standard practice time will be at 10:15 a.m. and game day morning skates will be at 10 a.m. Please note practice times may vary. We will make every effort to inform you in the event of a schedule change.
- The dressing room will remain closed before and during practice. When the dressing room door is closed, access is not permitted.
- At practice sites, the media shall be allowed entry to Club dressing rooms no later than 10 minutes after the first regular player who has participated in the entire practice leaves the ice. There shall be a 30-minute general media access period, calculated from the moment access first is granted, during which the dressing room will be open.
- All players are to be available during the 30-minute general access period. If, after a reasonable time, the Media Relations staff determines there is no media interest in a particular player, that player may be excused.

Game Day and Post-Game

- On request, players will be available to the media up to 90-minutes prior to game time. Preferably, media interviews should be conducted following the morning skate.
- After games, the media shall be allowed entry to Club dressing rooms no later than 10 minutes after the ice has been cleared of all playing, officiating and coaching personnel.
- Ryan Huska will be available within 15-25 minutes of the conclusion of the game in the media room.
- Please request credentials 24 hours in advance of the game to which you have been assigned to cover. In the case of season-credentialed media, please inform us, when possible, if you are not attending a particular game.

Media Website

- StocktonHeat.com/media is the one-stop hub for all things for media covering the Stockton Heat.
- Credentials can be requested for any Stockton Heat game by logging onto the site and requesting a credential. Requesting on the media website does not guarantee a credential. If your request was granted, you will receive a confirmation email from a Heat media relations staff member.
- Press releases, highlights, game day material and seasonal resources will be posted and kept up to date on this website.

Press Box Information

- For best internet service, media are encouraged to bring an Ethernet cord to hard-line into the internet. If you have forgotten an Ethernet cord, one can be provided to you by asking Dustin Cowell. Please return them after the game to any Heat media staff member.
- A personalized media placard will be placed at press row indicating your seating assignment. Press row is located above Section 118 near the Zamboni entrance. Seats are assigned prior to the game.
- Telephone access is available at press row for local calls only. Please use cellular devices for any long distance calls.

Credentials

- Media are expected to conduct themselves in a professional manner. Violators can have their credential revoked at any time.

Phone: 209.373.1524

Twitter: @AHLHeatPR

Email: bkisker@stocktonheat.com
dcowell@stocktonheat.com

Websites: stocktonheat.com
stocktonheat.com/media
stats.theahl.com/media



OWNERSHIP



N. MURRAY EDWARDS

N. Murray Edwards is owner and president of Edco Financial Holdings Ltd., a merchant banker since 1988. He is a leading investor in, and managing director and chairman of, numerous publicly traded companies including Canadian Natural Resources Limited, and Ensign Energy Services Inc. Today, these companies employ over 25,000 individuals. He is also a chairman, director and co-owner of the Calgary Flames Hockey Club.

Mr. Edwards graduated with a Bachelor of Commerce from the University of Saskatchewan with Great Distinction and a Bachelor of Laws with Honours from the University of Toronto. After moving to Calgary in 1983, he became a lawyer and later a partner with Burnet, Duckworth & Palmer, a Calgary-based law firm.

At the community level, Mr. Edwards is a member of the Canadian Council of Chief Executives and on the board of directors of the C.D. Howe Institute.



ALVIN G. LIBIN

Alvin G. Libin is a native Calgarian with business interests in real estate, oil and gas, and financial services. Mr. Libin is the president and chief executive officer of Balmon Investments Ltd., a private management services and investment company. He has a strong commitment to the city of Calgary, and to the province of Alberta, and has provided leadership in various volunteer positions.

In 2003, Mr. Libin and his wife Mona, through the Alvin and Mona Libin Foundation, established the Libin Cardiovascular Institute of Alberta in partnership with the University of Calgary and Alberta Health Services. Its mission is to provide world-class cardiovascular healthcare, education and research for southern Alberta. He is past chairman of the Alberta Ingenuity Fund, a foundation created by the Government of Alberta to stimulate and support science and engineering research for the benefit of Albertans. He also serves as a director of several corporate and community boards. Mr. Libin is an Officer of the Order of Canada and holds an Honourary Doctorate of Laws from the University of Calgary. He was inducted into the Alberta Order of Excellence in 2004.



CLAYTON H. RIDDELL

Clayton H. Riddell was introduced as a new member of the Calgary Flames ownership group on August 29, 2003. His participation, combined with the ongoing commitment of the existing owners of the team and the community, provides strength, continuity and stability to the organization.

Mr. Riddell graduated from the University of Manitoba with a Bachelor of Science, Honours degree in Geology. In May 2004, he received an Honourary Doctorate of Science from the University of Manitoba. Mr. Riddell has been the chairman of the board and chief executive officer of Paramount Resources Ltd., a publicly traded oil and gas company since 1978. He is chairman of the board of Perpetual Energy Inc. and Trilogy Energy Corp.

Mr. Riddell is past president of the Canadian Society of Petroleum Geologists and past chair of the Canadian Association of Petroleum Producers. Mr. Riddell is associated with several other profit and non-profit organizations. He is chair for the Shaw Charity Classic, the PGA Champions Tour golf event which staged its inaugural event in 2013. He has been a resident of Calgary for many years.



OWNERSHIP



ALLAN P. MARKIN

Allan P. Markin is a native Calgarian, and longtime philanthropist. Presently Mr. Markin is a major supporter of the Alberta Project Promoting active Living & Healthy Eating in Schools (APPLE Schools) program. The project has expanded since inception, and is now running in 51 Northern Alberta schools, serving urban and rural schools, including First Nations schools. In 2012 Mr. Markin committed to enhancing the APPLE Schools program by integrating principles set out in the “FranklinCovey” Leader in Me program into existing APPLE Schools. The gift will also allow the School of Public Health to evaluate the impact of Leader in Me on children’s physical activity, eating habits and leadership skills. In recognition of his tremendous support of education, Mr. Markin has received honorary degrees from the Universities of Alberta, Calgary, Lethbridge and St. Francis Xavier. Mr. Markin is a Founder of St. Mary’s University and was bestowed an honorary fellowship from St. Mary’s University in 2004. In accepting The Fraser Institute’s T. Patrick Boyle Founder Award in 2010, Mr. Markin spoke of individual value and personal responsibility.

The Mayor of the City of Calgary bestowed him with the Citizen of the Year award for 2004 and he received the Alberta Centennial Medal in 2005. In July 2008, Mr. Markin was appointed as an Officer of the Order of Canada by the Governor General. He received The Alberta Order of Excellence in October 2008. In the fall of 2009, he was inducted into the Calgary Business Hall of Fame. In March 2012, Mr. Markin was recognized as the Canadian Business Leader of the Year Award by the Alberta School of Business of the University of Alberta. In the summer of 2012 Mr. Markin was presented with the Queen Elizabeth II Diamond Jubilee Medal.

Another major benefactor of Mr. Markin’s philanthropy has been health. He created the Pure North S’Energy Foundation, an innovative health program focused on primary prevention disease and research-based nutritional supplements. To date, Pure North had over 34,000 registered participants from a broad cross-section of backgrounds, with a special focus on seniors, the vulnerable, fire and flood victims, urban, and Aboriginal populations, including many communities in northern Canada. The main focus is supplying vital nutrients, and reducing heavy metal toxicity, to prevent chronic illness. The program helps people feel better and live longer.

Although diversified, Mr. Markin’s main philanthropic objective is to enhance education tied to health and wellness.



JEFFREY J. MCCAIG

Jeffrey J. McCaig is chairman and chief executive officer of the Trimac Transportation group of companies. Trimac is the largest provider of bulk trucking services in North America and also provides complementary logistics services, including transload facility operations, distribution management, and freight brokerage.

Mr. McCaig has been with the Trimac Group of companies since August 1983. He became president of Trimac Corporation in May 1990 and chief executive officer in July 1994. Prior to joining Trimac in 1983, Mr. McCaig practiced law in Calgary, first as an associate of MacKimmie Matthews, then through Jeffrey J. McCaig Professional Corporation, focusing on corporate financing and securities. He continues to be a member of the Law Society of Alberta.

In addition to being a director and chairing the boards of the Trimac Group of companies, Mr. McCaig is a director of Potash Corporation of Saskatchewan. He is also a director and chairman of Bantrel Company, an engineering, procurement and construction company in the energy sector, and a director and co-owner of the Calgary Flames Hockey Club. Mr. McCaig also serves as chairman of the Flames Foundation for Life.

Mr. McCaig is a member of several Canadian and American industry associations relating to the trucking industry and is past chairman of the National Tank Truck Carriers Association in Washington, DC.

He obtained his undergraduate degree in Economics from Harvard; his law degree from Osgoode Hall Law School in Toronto, Canada; and his Master of Science in Management degree from the Sloan Program, Stanford University.

Mr. McCaig is married with three grown children and resides in Calgary, as well as Houston, Texas.



PRESIDENT & CHIEF EXECUTIVE OFFICER



KEN M. KING

Adding value for season ticket holders and game-day fans at every Flames home game is always top of mind for the President and Chief Executive Officer of the Calgary Sports and Entertainment Corporation; the company that encompasses the NHL Calgary Flames, the farm-team American Hockey League Stockton Heat (Stockton, CA), the ECHL Adirondack Thunder (Glens Falls, NY) the Western Hockey League Calgary Hitmen, the Canadian Football League Calgary Stampeders and the National Lacrosse League Calgary Roughnecks.

Like you, Ken King has an overwhelming obsession for sports. And his aspiration every season is to raise the bar another notch to reward devoted ticket holders with the best possible entertainment package in the NHL. He is grateful for long-term fan loyalty and passion surrounding the regular season. He's also proud to have watched fans enjoy the party atmosphere of playoff runs for the Stanley Cup.

King is quick to point out that managing professional sports is as much a team effort in the office as on the ice. "We have an awesome group of dedicated people ensuring everyone has a great experience".

King is a strong believer in contributing to the community and, above all, consideration for others. His current community involvement spans numerous organizations, including chairman, TELUS Community Board, the Calgary Sport Tourism Authority, the Calgary Exhibition & Stampede, Borden Ladner Gervais CIAU Athlete of the Year Awards Committee and the Rotary Club of Calgary. Previous support and commitment involved the past co-chair of REACH (a \$300 million medical fundraising initiative), the Calgary Committee to End Homelessness, Calgary Prostate Cancer Centre, Calgary Philharmonic Society, No Ka Oi Ranch Foundation and past chairman of the Calgary Chamber of Commerce.

In 2005, King received an Alberta Centennial Medal for outstanding contributions to the province of Alberta. Other awards include the Queen's Diamond and Golden Jubilee Medals for community service and the commemorative medal for the 125th Anniversary of the Confederation of Canada. In 1991, he was honoured as B'Nai Brith Man of the Year. King received an honorary doctorate degree from the University of Calgary in 2012 and an honorary degree from Mount Royal University in 2014.

Born and raised in Hanley, Saskatchewan, King launched a 30-year career in the newspaper business that included senior executive positions in Canada's leading newspapers including president and publisher of the Calgary Sun and Calgary Herald. During his newspaper career in Calgary, King was acknowledged for his innovative marketing, establishment of healthy corporate relationships, spirited community leadership and appreciable growth for the newspapers.

King is an avid but mediocre golfer and like many other Albertans, shares a passion for horses. Most often he stays in the saddle, but not always. He and his wife, Marilyn, have two daughters and they are proud grandparents to Amanda's twin boys and Jocelin's son and daughter.

King serves as Alternate Governor of the NHL, Chairman and Governor of the CFL Calgary Stampeders and Governor of the WHL Calgary Hitmen.



PRESIDENT HOCKEY OPERATIONS



BRIAN P. BURKE

Brian Burke joined the Calgary Flames Hockey Club on September 5, 2013 in the newly created role, President of Hockey Operations. He is responsible for overseeing all hockey operations for the Flames organization. Burke brings over 21 years of National Hockey League experience in various roles to the franchise. In 1,145 games as a general manager in Hartford (84 games: 1992-93), Vancouver (492 games: 1998-99 to 2003-04), Anaheim (263 games: 2005-06 to 2008-09) and Toronto (306 games: 2008-09 to 2012-13), Burke has accumulated a record of 521-449-74-101. Additionally, he worked in the NHL front office for five years as executive vice-president and director of hockey operations, under Commissioner Gary Bettman.

Prior to assuming his current position in Calgary, Burke was president and general manager of the Toronto Maple Leafs, a title he assumed on November 29, 2008 becoming the 13th general manager in Maple Leafs history. He parted ways with the Leafs on January 9, 2013 and became a pro scout and consultant with the Anaheim Ducks.

As executive vice-president and general manager of the Anaheim Ducks from 2005 to 2008, Burke guided the Ducks to their first Stanley Cup in 2007, first Pacific Division title (2007), and first two 100+ point seasons (2006-07 and 2007-08). He was ranked No. 1 by The Hockey News in the magazine's Annual GM Rankings in March of 2008, and was a finalist for The Hockey News Executive of the Year in 2006. Burke was also named the Sporting News Executive of the Year in 2001, and was a runner-up for the same award following the 2005-06 season.

Since the 2000-01 season, Burke's teams have qualified for the Stanley Cup playoffs seven times, playing in 13 total post-season series. In addition, those seven teams recorded at least 90+ points, including four 100-point seasons.

In March 2012, Burke was appointed to the Hockey Hall of Fame's Selection Committee. He is also an original member of the US Men's National Team Advisory Group that was formed in 2007 to assist USA Hockey with the selection of players and staff of Men's National Teams, including the Olympics. He served as the general manager of the 2010 US Olympic Hockey Team, which won a silver medal at the 2010 Winter Olympic Games in Vancouver, and was general manager of the US World Championship teams in 1993, 2009 and 2010. On August 7, 2008, Burke was recognized for his outstanding service to hockey in the United States when he was named the recipient of the 2008 Lester Patrick Award.

Away from the rink, Burke is well-known for his work within the community. He is a vocal activist against homophobia in sports, a strong supporter of first response personnel and military service members, an environmentalist and a humanitarian. His most recent appointment was to the Board of Directors for Rugby Canada. A sport he fondly has referred to as his "second favourite sport."

In honour of his homosexual son Brendan who passed away, Burke has been a spokesperson for the 'You Can Play' project since it was co-founded by his son Patrick in 2011. At the time of his death, Brendan was a hockey operations assistant at Miami University. 'You Can Play' is dedicated to ensuring equality, respect and safety for all athletes, without regard to sexual orientation. Burke has also marched in numerous Toronto Pride Parades in Brendan's memory and has candidly spoken out against homophobia and bullying. Alongside several city councillors and representatives of the group PFLAG Canada, he helped raise the Pride flag outside Toronto's City Hall in May 2011. Burke is also a member of Egale, Canada's largest lesbian, gay, bisexual and transgender (LGBT) human rights organization.



PRESIDENT HOCKEY OPERATIONS (CONTINUED)



BRIAN P. BURKE

In April 2011, Burke was named Youth Role Model of the Year by Jer's Vision given to a community leader dedicated to fighting homophobia and bullying. Jer's Vision is Canada's youth diversity initiative, which works to address bullying, homophobia, transphobia and discrimination of all kinds in schools and youth communities. Burke also received the Straight Ally Legacy Award from the Federation of Gay Games (FGG) in October 2011, PFLAG Toronto's Ally Award in January 2012, and was honoured by Courage Campaign Institute with a Spirit of Courage Award in September 2012 for his continuing work and dedication in the LGBT community. In 2010, USA Hockey created the 'Brendan Burke Internship,' which is an annual internship for a recent college graduate interested in pursuing hockey operations as a career.

Burke is a devoted supporter of Police Services and was given honorary Police Chief status in Toronto in April 2012. In November 2011, he purchased and donated a horse named Moose to Toronto's Mounted Police Unit in memory of his late son Brendan, who shared the same nickname.

In May 2011, Burke and the Honourable John P. Manley, President and CEO, of the Canadian Council of Chief Executives, were presented with the Easter Seals Toronto's Tribute Award for lending support to kids with physical disabilities and for excellence in business and community service.

Burke is also heavily involved with the military, visiting bases within Canada, the United States and Afghanistan. He has been associated with the Wounded Warrior Project since 2003, which honours and empowers wounded warriors. The program raises awareness and enlists the public's aid for the needs of injured service members, helps injured servicemen and women aid and assist each other, and provides unique, direct programs and services to meet their needs.

At the 2010 Olympics, Burke and a volunteer group called Operation Homefront paired each of the 23 hockey players on Team USA with service members wounded in Iraq or Afghanistan. He felt the players would have extra pride and motivation to not only be representing their country, but an American war hero wounded in battle.

Burke is an avid supporter of many philanthropic organizations, devoting time and making numerous donations to each. Some of these organizations include: Ducks Unlimited Canada (DUC), a registered charity that partners with government, industry, non-profit organizations and landowners to conserve wetlands that are critical to waterfowl, wildlife and the environment; the Canadian Safe School Network (CSSN), a national, not-for-profit, registered charitable organization with a mandate to reduce youth violence and make our schools and communities safer; Big Brothers Big Sisters of Canada, who commit to Canada's young people to be leaders in providing them with the highest quality, volunteer-based mentoring programs; Special Olympics which provides year-round sports training and athletic competition in a variety of Olympic-type sports for children and adults with intellectual disabilities; and Kids, Cops & Computers Merry-Go-Round Children's Foundation which enables financially disadvantaged students to achieve excellence in their academic and personal pursuits by providing them with brand-new computers and police mentorship.

Burke took part in the 2012 Sleep Out for Homeless Kids, helping raise awareness and funds for Covenant House. He also attended the official launch of the 2012 Shoppers Drug Mart Tree of Life Campaign in support of Toronto East General Hospital, was an honoured guest at the 2012 CAMH Healthy Minds dinner to raise awareness for mental health, and supported the Rick Hansen 25th Anniversary Relay in 2011 to raise awareness and commemorate Hansen's Man in Motion World Tour commencing its historic cross-Canada journey.

Born in Providence, Rhode Island but raised in Edina, Minnesota, Burke is a graduate of Providence College. While attending Providence, he played for the Friars Division-I hockey team. As a professional he played in the AHL, capturing the Calder Cup with the Maine Mariners in 1978. After one year in the AHL, Burke attended Harvard Law School, graduating in 1981.



HEAT EXECUTIVES



BILL DAVIDSON

CHIEF FINANCIAL OFFICER

Davidson, CEO of National Sports Services (NSS), has been involved in professional sports since 1982. NSS (nssports.com) provides extensive services to the sports industry, including franchise sales and acquisition, franchise consulting, facility marketing, venue development and facility management.

The principals of NSS have over 50 years of experience in the successful development and operation of professional sports franchises and facilities. NSS has opened more than a dozen new arenas and stadiums and have supervised numerous team start-ups.

Davidson began with the ECHL's Stockton Thunder in June 2004 by developing the business plan, pre-opening and operating budget for the new team. He was also directly responsible under the direction of Stockton Arena management for the sale of all luxury suites and securing numerous Arena marketing partners prior to the opening of the venue in December 2005.

During the 2014-15 season, Davidson was instrumental in the transferring of the Thunder from then owner Brad Rowbotham to Calgary Sports and Entertainment and has also overseen the club's move to the AHL as the Stockton Heat. In addition to his work with Stockton, Davidson also serves as CFO of the ECHL's Atlanta Gladiators.

Bill, his wife, Susan, sons Turner and Parker reside in Cleveland, Tennessee.



DAVE PIECUCH

TEAM PRESIDENT

Dave Piecuch is the Stockton Heat's team president, tasked with overseeing day-to-day operations and ensuring a healthy future of hockey in the Stockton community.

Previously, he served as Vice President of Sales with the Thunder from the team's inaugural season in 2005 until January 2013. He was awarded the 2008 and 2011 ECHL Ticket Sales Executive of the Year along with leading the Thunder sales staff to the ECHL Ticket Sales Department of the Year awards in 2006 and 2010. During his tenure, the club led the ECHL in attendance for four consecutive seasons with an average of well over 6,000 fans per game each year. He returned to the Thunder to become the team's third ever Team President in Summer 2014.

During his first season as Team President, Piecuch helped oversee the team's transfer in ownership as well as league when the Calgary Sports and Entertainment group purchased the Thunder on January 29, 2015 and announced that the new team, the Stockton Heat, would play in the AHL during the 2015-16 season.

Piecuch served as Vice President of the Adirondack Frostbite in Glens Falls, NY from 2002 to 2005 and as a Sales Manager with the Coach USA Center and Elmira Jackals in Elmira, NY from 2000-2002. He graduated from Fredonia State University with a Bachelor of Science in Business Administration & Marketing in 1998.



HOCKEY CLUB PERSONNEL



BRAD TRELIVING

GENERAL MANAGER

Brad Treliving joined the Calgary Flames organization on April 28, 2014 and is serving as the franchise's seventh General Manager. In his position with Calgary, Treliving reports directly to President of Hockey Operations Brian Burke. He is responsible for all team personnel decisions, both players and staff; manages the amateur and pro scouting staffs; as well as other administrative duties required of the general manager. He is also responsible for all player personnel assignments with Flames' minor league affiliates.

Treliving served as the vice-president of hockey operations and assistant general manager with the Phoenix Coyotes for seven seasons prior to coming to Calgary. With Phoenix, Treliving worked closely with General Manager Don Maloney on the day-to-day administration of the Coyotes' hockey operations. Treliving also served as general manager of the club's American Hockey League affiliate, the Portland Pirates.

Prior to his role with the Coyotes, Treliving served as the president of the Central Hockey League (CHL) for seven years. During his tenure, he guided the CHL to remarkable growth and development including numerous successful expansion franchises. In 1996 Treliving co-founded the Western Professional Hockey League (WPHL) and served as the league's vice-president and director of hockey operations for five seasons. The native of Penticton, BC played an integral role in the merger of the WPHL and the CHL in May 2001 upon which he began his tenure as president of the league. Prior to his front office career, Treliving played five seasons of professional hockey from 1990-91 to 1994-95 in the IHL, the AHL and the ECHL. A defenceman, Treliving registered 17 goals and 85 assists for 102 points and 811 penalty minutes in 243 games in the ECHL. As a junior, the Penticton, BC native, played in both the BCJHL and two years in the WHL.

Treliving and his wife Julie have two daughters, Ryann and Reese, and now resides in Calgary.



CRAIG CONROY

ASSISTANT GENERAL MANAGER

Craig Conroy is in his first season as the assistant general manager after three seasons as the special assistant to general manager. Conroy started his illustrious career at Clarkson University in his hometown of Potsdam, NY, before being drafted by the Montreal Canadiens in the 6th round (123rd overall) of the 1990 NHL Entry Draft. He finished his four years at Clarkson followed by three years split between Montreal and Fredericton.

At the start of the 1996 season, Conroy was traded to the St. Louis Blues where he spent the next five years of his career before being traded to the Calgary Flames in March of 2001. During the 2001-02 season, he scored a career high 75 points, helping Jarome Iginla reach the 50-goal plateau for the first time in his career. Conroy continued to produce offensively and was a major contributor in the team's 2004 Stanley Cup Playoffs run.

After signing with Los Angeles during the summer of 2004, Conroy returned to the Flames on January 30, 2007. During his career, he amassed a total of 1,009 games with 507 of those games being played in a Flames uniform. On October 28, 2010, he celebrated his 1000th career game in front of the hometown fans at the Scotiabank Saddledome before retiring from the NHL in February of 2011 after 17 seasons spent with Montreal, St. Louis, Los Angeles and Calgary. During his career he recorded 542 points including 182 goals while notching another 30 points in 81 playoff games.

Conroy and his wife Jessie have three daughters, Taylor, Sophia and Sydney.



HOCKEY CLUB PERSONNEL (CONTINUED)



BRAD PASCALL

ASSISTANT GENERAL MANAGER

Brad Pascall joined the Calgary Flames organization on June 6, 2014 after serving as the vice-president of hockey operations of men's national teams with Hockey Canada since 2010. Along with his duties for the Flames, Pascall serves as the General Manager of the team's AHL affiliate, the Stockton Heat.

Pascall brings an abundance of international hockey experience and gold medal successes as he has worked in various capacities with Hockey Canada for the past 18 years. He served as Hockey Canada's senior director of men's national teams from 2006 to 2010 and was the senior director of communications from 1998 to 2009.

Among his achievements, Pascall played an instrumental role, as part of the management group, for Canada's gold medal Men's Olympic Team at the 2014 Olympic Winter Games in Sochi, Russia. Four years earlier, he collected gold with the Men's Olympic Team at the 2010 Olympic Winter Games in Vancouver. He has also been a member of team operations and assistant general manager for Canada at the IIHF World Championship in 2011, 2012, 2013 and 2014 and directed and led Canada's National Junior Team to gold medals at the 2007, 2008 and 2009 IIHF World Junior Championships and a silver medal in 2010. Pascall's gold medal collection also includes the Canada/Russia Super Series in the summer of 2007 and with Canada's National Men's Summer Under-18 Team at the 2006, 2012 and 2013 Ivan Hlinka events.

Prior to advancing to the lead position with hockey operations, Pascall led the media relations for Canada's national teams (men's and women's) at the 2002 and 2006 Olympic Winter Games, the 2004 World Cup of Hockey, eight IIHF World Championships, four IIHF World Junior Championships and two IIHF World Women's Championships and was coordinator of media relations for Canada at the 1996 World Cup of Hockey.

Drafted by the Buffalo Sabres in the fifth round (103rd overall) of the 1990 NHL Entry Draft, Pascall played two seasons in the AHL with Rochester and two seasons in the ECHL with South Carolina and Birmingham after four seasons (1988-92) at the University of North Dakota.



HOCKEY CLUB PERSONNEL (CONTINUED)



RYAN HUSKA

HEAD COACH

Huska, a native of Cranbrook, British Columbia, is coming off his first season as a professional hockey coach after spending his previous 12 seasons with the Kelowna Rockets, serving five seasons as an assistant coach and seven seasons as their head coach. He played his junior hockey with the Kamloops Blazers before being drafted by the Chicago Blackhawks in the third round (76th overall) in the 1993 NHL Draft. He played over 300 professional games in the AHL and the IHL with Indianapolis, Lowell and Springfield.

Huska is one of the most decorated junior hockey men in Canada with four Memorial Cup championship rings to his name, three times as a player with the Kamloops Blazers (1992, 1994 and 1995) and once as an assistant coach with the Kelowna Rockets (2004). His three cups won as a player is tied for most all-time with former Kamloops teammates Darcy Tucker and Tyson Nash along with Robert Savard (Cornwall).

He has been to the Memorial Cup an additional three times, in 2003 and 2005 as an assistant coach with the Rockets and won the WHL Championship but lost in the Memorial Cup finals in 2009 as the head coach. Internationally, he has captured a bronze and a silver medal as an assistant coach with Team Canada at the World Junior Hockey Championships.

In his first season with the Adirondack Flames, Huska's team went 35-33-8, finishing fourth in the North Division and 12th in the Western Conference. Huska oversaw 17 players play in the NHL and the AHL during his first season at the helm of an American Hockey League team.

RYAN HUSKA'S COACHING RECORD

Season	Team	LGE	Type	GP	W	L	T	OTL	PCT	Result
2002-03	Kelowna Rockets	WHL	Assistant							
2003-04	Kelowna Rockets	WHL	Assistant							
2004-05	Kelowna Rockets	WHL	Assistant							
2005-06	Kelowna Rockets	WHL	Assistant							
2006-07	Kelowna Rockets	WHL	Assistant							
2007-08	Kelowna Rockets	WHL	Head	72	38	26	0	8	.583	Lost in Round 1
2008-09	Kelowna Rockets	WHL	Head	72	47	21	0	4	.681	Won Championship
2009-10	Kelowna Rockets	WHL	Head	72	35	31	0	6	.528	Lost in Round 2
2010-11	Kelowna Rockets	WHL	Head	72	43	28	0	1	.604	Lost in Round 2
2011-12	Kelowna Rockets	WHL	Head	72	31	31	0	10	.500	Lost in Round 1
2012-13	Kelowna Rockets	WHL	Head	72	52	16	0	4	.750	Lost in Round 2
2013-14	Kelowna Rockets	WHL	Head	72	57	11	0	4	.819	Lost in Round 3
2014-15	Adirondack Flames	AHL	Head	76	35	33	0	8	.513	Out of Playoffs



HOCKEY CLUB PERSONNEL (CONTINUED)



TODD GILL

ASSISTANT COACH

Gill, who played over 1,000 games in the NHL, will be primarily responsible for the development of the Flames young defensemen at the AHL level.

Prior to joining the organization in 2014-15, Gill had been the head coach for the previous three seasons with Kingston of the OHL. He also has international coaching experience as he was the assistant coach for Team Canada, who captured the bronze medal at the 2012 (April) U-18 tournament and then was the head coach for the U-18 team who won the gold medal at the Ivan Hlinka tournament in August of 2012.

Following his playing career, Gill's first coaching position was as head coach of the Brockville Braves of the CJHL. He led the Braves for five seasons as bench boss as the team posted a record of 198-81-22. In 2010-11, he guided the Braves to the Eastern Canadian championship and a berth in the 2010 Royal Bank Cup. Gill was also a two-time head coach of Canada East at the World Junior A Challenge.

The Brockville, ON native played 1007 games in the NHL with Toronto, San Jose, St. Louis, Detroit, Phoenix, Colorado and Chicago. He played another 103 games in the Stanley Cup Playoffs. He was originally drafted by the Toronto Maple Leafs in the second round of the 1984 NHL Entry Draft and played the first 12 years of his career in a Leafs uniform.



DOMENIC PITTIS

ASSISTANT COACH

Pittis, who had a pro career spanning 19-years and over two continents, will serve as an Assistant Coach for the Stockton Heat after serving the Calgary Flames as a Skills and Development Coach for the past two seasons.

The Calgary, Alberta native played 86 NHL games with the Pittsburgh Penguins, Buffalo Sabres, Edmonton Oilers and Nashville Predators and is also a 309 game AHL alum, scoring 109 goals and 342 points. His best American Hockey League season came in 1998-99 while with the Rochester Americans when Pittis scored 38 goals and 104 points winning the John B. Sollenberger Trophy as the AHL's leading scorer.

In 2004-05, Pittis went overseas to Switzerland where he'd eventually win two league championships, a Champions Hockey League Championship, and at the international level, won a Spengler Cup while representing Team Canada.

Pittis' coach in Zurich, Bob Hartley, brought him back to North America as a member of the Flames staff in 2013-14 and is set for his first season as an Assistant Coach with the Heat in 2014-15.



HOCKEY CLUB PERSONNEL (CONTINUED)



SCOTT GOUTHRO

GOALTENDING COACH

Gouthro began his first year in the professional rankings during the 2014-15 season with the Adirondack Flames after spending nine seasons with Cape Breton of the QMJHL serving as the assistant goalie coach and video coach from 2005-2006 and assuming the primary goalie coach role, along with video coaching, in 2007.

The North Sydney, NS born goaltender played junior hockey and semi-pro hockey in Quebec before playing his final season in the Southern Professional Hockey League.

In addition, Gouthro has worked with Canada's sledge hockey team at the 2014 Paralympic Games in Sochi, Russia, and has also been involved with Hockey Canada's Program of Excellence, working with goaltenders at different levels.

He's been praised for his use of technology to better show and understand goaltending tendencies. He has played a part in the development of countless goalies, including his most successful junior pupal Ondrej Pavelec who plays for the Winnipeg Jets.



MIKE THOMPSON

STRENGTH & CONDITIONING COACH

Thompson joins the Stockton Heat after a year with the Adirondack Flames and three seasons with the Abbotsford Heat.

In addition to his experience in pro hockey, Thompson has an extensive background in hockey specific sports training in the Fraser Valley and Lower Mainland.

He owns and operates T and T Hockey Performance in Langley, B.C., and has served as the Strength and Conditioning Coach for junior franchises in Penticton, Langley and Aldergrove in recent years.

Thompson has worked as an evaluator with BC Hockey's Best Ever program and has recruited and scouted for RWG Sports Management in Vancouver.



HOCKEY CLUB PERSONNEL (CONTINUED)



MARC PACQUET

HEAD ATHLETIC TRAINER

Paquet joins the Stockton Heat for his second season in pro hockey after spending his first pro season with the Adirondack Flames.

The Scarborough, Maine native came to the organization from the Everett Silvertips of the WHL, where he was the club's Athletic Trainer from 2011-2014. In addition to his Athletic Training Certification from the National Athletic Trainers' Association, Paquet is also a Certified Performance Enhancements Specialist through the National Academy of Sports Medicine.

Paquet earned his Master of Education in Kinesiology from Bowling Green State University, where he spent two years as a Supervising Athletic Trainer for soccer and softball and an assistant for ice hockey and football.

Prior to his time at BGSU, he spent two seasons as an Athletic Training intern with the Lewiston Maineiacs of the QMJHL from 2007 to 2009. He received his Bachelor of Science degree in Athletic Training from the University of New England (Biddeford, ME) in 2009.



PETER BUREAUX

HEAD EQUIPMENT MANAGER

Bureaux, a native of Kitchener, Ontario joins the Stockton Heat staff for his fourth season in the Calgary organization after spending two years with the Abbotsford Heat and a season with the Adirondack Flames.

Prior to joining the Calgary organization, Bureaux spent five years as Head Equipment Manager for the Rochester Americans, part of 13 total years with the team.

His career began in the Ontario Hockey League working for the Kitchener Rangers and North Bay Centennials before spending seven years as Equipment Manager for the Dayton Bombers in the ECHL.



HOCKEY CLUB PERSONNEL (CONTINUED)



LUKE EICHAS

ASSISTANT EQUIPMENT MANAGER

Eichas joins the Stockton Heat in 2015 as the Assistant Equipment Manager with the club. Previously Eichas worked four years at Locker Room Sports in Rochester, New York, managing multiple sheets of ice and a pro shop location.

Eichas assists Head Equipment Manager Peter Bureaux in the care of all Heat equipment and of the Heat facilities including but not limited to laundry, equipment management, upholding the dressing room and maintaining proper care of hockey equipment.

In addition, Eichas also has experience as a dressing room intern with the Rochester Americans of the American Hockey League. Eichas obtained an Associate's Degree in Sports Management from Monroe Community College in 2012.



ADAM BERGER

VIDEO ANALYST & TEAM SERVICES

Berger joined the organization in 2014 to join Adirondack's hockey operations staff as a travel manager and video analyst. Berger pre-scouts upcoming opponents for information ranging from opponents systems, specifics such as forechecks and face-off plays and assisting the coaches in breaking down and analyzing game film during and after a game.

In addition, Berger also coordinates team travel as well as assists the coaching staff by finalizing player contracts.

Berger has served as everything from an assistant coach to an equipment manager during his time in hockey most notably with the Flames, San Antonio Rampage, St. Michael's College and Des Moines Buccaneers.



HOCKEY CLUB PERSONNEL (CONTINUED)



KEN M. KING
PRESIDENT & CEO



BRIAN P. BURKE
PRESIDENT
HOCKEY OPERATIONS



BRAD TRELIVING
GENERAL MANAGER



CRAIG CONROY
ASSISTANT
GENERAL MANAGER



BRAD PASCALL
ASSISTANT GENERAL
MANAGER



DAVE PIECUCH
TEAM PRESIDENT



RYAN HUSKA
HEAD COACH



TODD GILL
ASSISTANT COACH



DOMENIC PITTIS
ASSISTANT COACH




SCOTT GOUTHRO
GOALTENDING COACH



MIKE THOMPSON
STRENGTH &
CONDITIONING COACH



PETER BUREAUX
HEAD EQUIPMENT
MANAGER



LUKE EICHAS
ASSISTANT EQUIPMENT
MANAGER



MARC PAQUET
HEAD ATHLETIC TRAINER



ADAM BERGER
VIDEO ANALYST &
TEAM SERVICES



FRONT OFFICE STAFF



BILL DAVIDSON
CHIEF FINANCIAL
OFFICER



DAVE PIECUCH
TEAM PRESIDENT



JASON CAMP
VP, TICKET SALES



DEBRA BACHLE
VP, CORPORATE
SPONSORSHIPS



TESS JAURIGUE
DIRECTOR, FINANCE &
ADMINISTRATION



BRANDON KISKER
DIRECTOR, BROADCAST &
MEDIA RELATIONS



CLINT EASTMAN
DIRECTOR, CORPORATE
SPONSORSHIPS



JENELLE HERBERT
DIRECTOR, GAME
OPERATIONS




KATIE BILLIET
MANAGER, COMMUNITY
RELATIONS



RACHEL SAIGER
MANAGER, GROUP SALES



JESSICA SCHAFFER
TICKET OPERATIONS &
MARKETING MANAGER



CHRIS AVILA
ACCOUNT EXECUTIVE



MARK HICKS
ACCOUNT EXECUTIVE



CHRISTIAN CLARK
ACCOUNT EXECUTIVE



KIRK GOODMAN
OUTSIDE SALES



DUSTIN COWELL
COMMUNICATIONS
ASSISTANT



RICHARD REYES
MULTIMEDIA
ASSISTANT

*not pictured is Merchandise Manager Rob Cvetan



STOCKTON HEAT TEAM HISTORY

On January 29, 2015 the National Hockey League’s Calgary Flames announced that they had purchased the ECHL’s Stockton Thunder and would move the ECHL team to Glens Falls, New York, the locale of their American Hockey League (AHL) affiliate, while moving the AHL franchise from Adirondack to Stockton.

The Thunder had a terrific run in Stockton, lasting 10 seasons, making the playoffs in eight of those seasons, attracting 2,131,587 fans and holding the distinction as the only California based ECHL club to ever compete for a Kelly Cup Championship.

The announcement that Stockton would be getting an AHL team was received with a lot of excitement as it was also announced that four other NHL teams, the San Jose Sharks, Edmonton Oilers, Los Angeles Kings, and Anaheim Ducks would all be moving their top affiliates to California beginning Fall 2015.

The team held a “Name the Team” contest, the second ever in Stockton’s hockey history. After Michelle Costa, an 11-year old from Tracy, California named the Thunder team back in 2005, it’d be Daniel Harms who’d be announced the winner of the “Name the AHL Team” contest. The name Heat was selected over four other popular entries, “Blaze”, “Fire”, “Inferno” and “Scorch”.

While the Heat will be one of seven teams (San Jose Barracuda, Bakersfield Condors, Ontario Reign, San Diego Gulls, San Antonio Rampage and Texas Stars) to be in the inaugural “Pacific Division” of the AHL in 2015, the franchise that comes to Stockton has actually been around since 1977.

The franchise began in Portland, Maine as the Maine Mariners, making several moves until finding a long-term home in Stockton as part of the AHL movement to the West Coast. Over the past 38 years, the franchise has won four Calder Cup Championships and has employed some of the best players and coaches in the history of the sport including Ken Daneyko, Martin Brodeur, Herb Brooks and Marty St. Louis .

HOCKEY HISTORY IN THE CENTRAL VALLEY

Team	League	Type of League	Years
Stockton Colts	California Western Hockey League	Senior Amateur	1975-1978
Sacramento Rebels	California Western Hockey League	Senior Amateur	1975-1978
Capital Thunder	Western States Hockey League	Tier II Junior	2002-2004
Stockton Thunder	ECHL	Minor Pro	2005-2015
Stockton Heat	American Hockey League	Minor Pro	2015-Present



2015-16 AHL TEAMS

U.S.A.

California

Bakersfield Condors
Ontario Reign
San Diego Gulls
San Jose Barracuda
Stockton Heat

Connecticut

Bridgeport Sound Tigers
Hartford Wolf Pack

Illinois

Chicago Wolves
Rockford IceHogs

Iowa

Iowa Wild

Maine

Portland Pirates

Massachusetts

Springfield Falcons

Michigan

Grand Rapids Griffins

New York

Albany Devils
Binghamton Senators
Rochester Americans
Syracuse Crunch
Utica Comets

North Carolina

Charlotte Checkers

Ohio

Lake Erie Monsters

Pennsylvania

Hershey Bears
Lehigh Valley Phantoms

Wilkes-Barre/Scranton Penguins

Rhode Island

Providence Bruins

Texas

San Antonio Rampage
Texas Stars

Wisconsin

Milwaukee Admirals

Canada

Manitoba

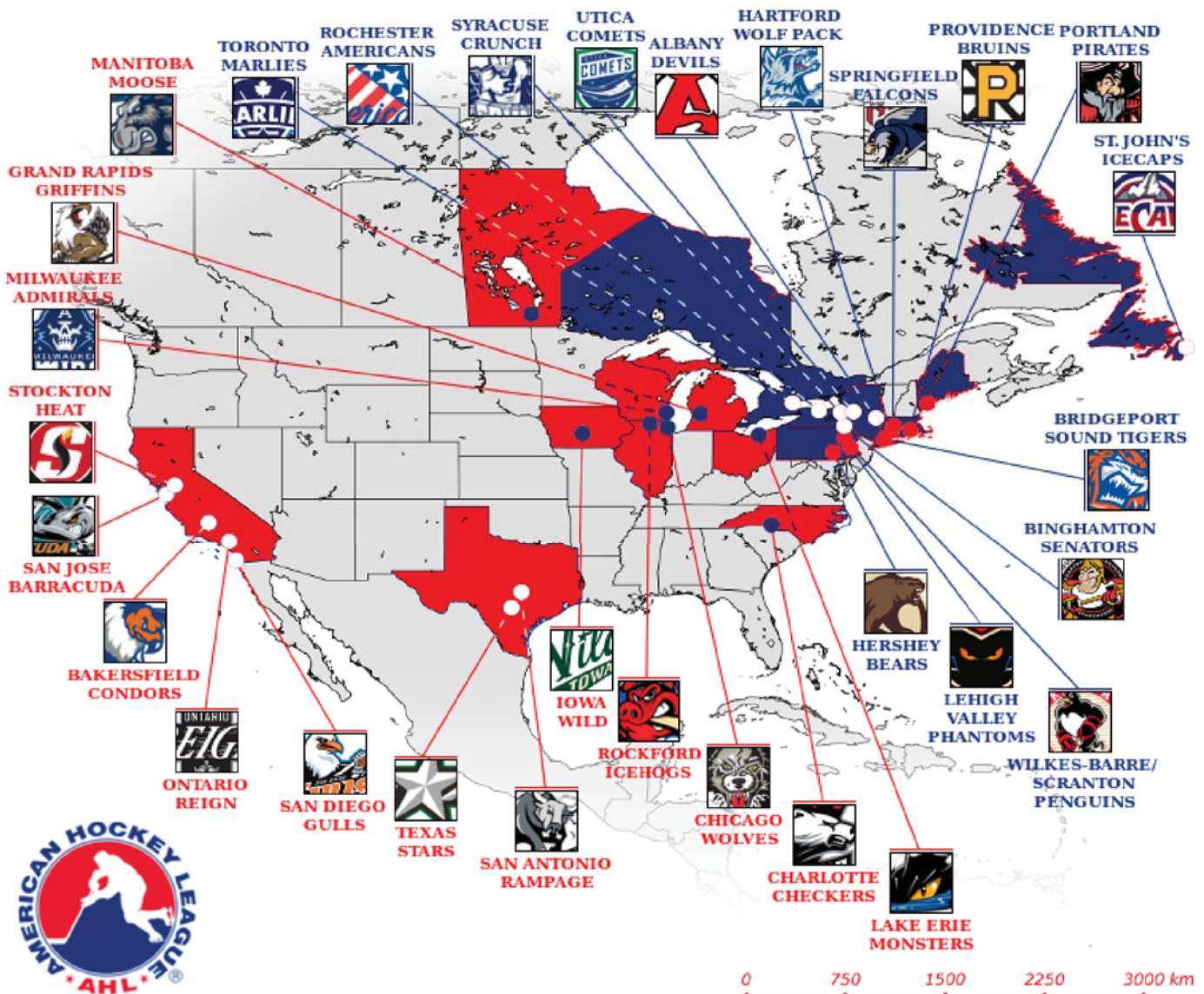
Manitoba Moose

New Foundland

St. John's Icecaps

Ontario

Toronto Marlies





2015-16 AHL DIVISIONAL ALIGNMENT - WESTERN CONF.

PACIFIC DIVISION



BAKERSFIELD CONDORS



ONTARIO REIGN



SAN ANTONIO RAMPAGE



SAN DIEGO GULLS



SAN JOSE BARRACUDA



STOCKTON HEAT



TEXAS STARS

CENTRAL DIVISION



CHARLOTTE CHECKERS



CHICAGO WOLVES



GRAND RAPIDS GRIFFINS



IOWA WILD



LAKE ERIE MONSTERS



MANITOBA MOOSE



MILWAUKEE ADMIRALS



ROCKFORD ICEHOGS



2015-16 AHL DIVISIONAL ALIGNMENT - EASTERN CONF.

NORTH DIVISION



ALBANY DEVILS



BINGHAMTON SENATORS



ROCHESTER AMERICANS



ST. JOHN'S ICECAPS



SYRACUSE CRUNCH



TORONTO MARLIES



UTICA COMETS

ATLANTIC DIVISION



BRIDGEPORT SOUND TIGERS



HARTFORD WOLF PACK



HERSHEY BEARS



LEHIGH VALLEY PHANTOMS



PORTLAND PIRATES



PROVIDENCE BRUINS



SPRINGFIELD FALCONS



W-B/SCRANTON PENGUINS



2015-16 CALDER CUP PLAYOFF FORMAT & RULE CHANGES

CALDER CUP PLAYOFF FORMAT

•The top four teams in each division, ranked by points percentage (points earned divided by points available) will qualify for the 2016 Calder Cup Playoffs, with one exception in each conference.

***EXCEPTION:** If the fifth-place team in the Atlantic or Central Division finishes with a better points percentage than the fourth-place team in the North or Pacific Division, it would cross over and compete in the other division's bracket.*

- The 2016 Calder Cup Playoffs will feature a divisional playoff format, leading to conference finals and ultimately the Calder Cup Finals.
- The division semifinals are best-of-five series; all subsequent rounds are best-of-seven.

2015-16 RULE CHANGES

Rule 85 – “Overtime”:


- During the regular season, the sudden-death overtime period will be five minutes (5:00) in length.
- Full playing strength will be 3-on-3 (plus goaltenders) for the entire period.
- Overtime will be preceded by a “dry scrape” of the entire ice surface.
- Teams will change ends at the start of overtime.
- If the game is still tied following overtime, a winner will be determined by a three-player shootout.

Rule 79 – “Video Review”:

- A team may use a “coach’s challenge” to initiate an official video review; only those situations which are subject to review by rule may be challenged.
- A team may only request a coach’s challenge if it has its timeout available, and the coach’s challenge must be effectively initiated prior to the resumption of play.
- If the coach’s challenge does not result in the original call on the ice being overturned, the team exercising such challenge will be charged with a timeout.
- The off-ice officials position of ‘video goal assistant’ will now be required for all League games to ensure the timely review of any potential goal.

Rule 76.4 – “Face -offs”:

- For all face-offs (excluding center ice), the defending player shall place his stick on the ice first; for face-offs at center ice, the visiting player shall place his stick on the ice first.



2015-16 AFFILIATION AGREEMENTS



Anaheim San Diego



Arizona Springfield



Boston Providence



Buffalo Rochester



Calgary Stockton



Carolina Charlotte



Utah



Rapid City



Atlanta



Elmira



Adirondack



Florida



Chicago Rockford



Colorado San Antonio



Columbus Lake Erie



Dallas Texas



Detroit Grand Rapids



Edmonton Bakersfield



Indy



Fort Wayne



No ECHL



Idaho



Toledo



Norfolk



Florida Portland



Los Angeles Ontario



Minnesota Iowa



Montreal St. John's



Nashville Milwaukee



New Jersey Albany



No ECHL



Manchester



Quad City



Brampton



Cincinnati



No ECHL



New York Bridgeport



New York Hartford



Ottawa Binghamton



Philadelphia Lehigh Valley



Pittsburgh WB/Scranton



San Jose San Jose



Missouri



Greenville



Evansville



Reading



Wheeling



Allen



St. Louis Chicago



Tampa Bay Syracuse



Toronto Toronto



Vancouver Utica



Washington Hershey



Winnipeg Manitoba



No ECHL



No ECHL



Orlando



Kalamazoo







South Carolina






Tulsa







AHL DIRECTORY




 <p>ALBANY DEVILS 51 South Pearl Street Albany, NY 12207 (518) 4-DEVILS PR Contact: Kevin Zalaznik Josh Heller</p>	 <p>BAKERSFIELD CONDORS P.O. Box 1806 Bakersfield, CA 93303 (661) 324-PUCK PR Contacts: Kevin Bartl Ryan Holt</p>	 <p>BINGHAMTON SENATORS One Stuart Street, 3rd Floor Binghamton, NY 13901 (607) 722-SENS PR Contact: Joe Battaglini Grady Whittenburg</p>	 <p>BRIDGEPORT SOUND TIGERS 600 Main Street Bridgeport, CT 06604 (203) 334-GOAL PR Contact: Paul Ryan</p>
--	---	--	---

 <p>CHARLOTTE CHECKERS 210 E. Trade Street Suite E480 Charlotte, NC 28202 (704) 342-4ICE PR Contact: Paul Branecky Nicholas Niedzielski</p>	 <p>CHICAGO WOLVES 2301 Ravine Way Glenview, IL 60025 (847) 724-GOAL PR Contacts: Lindsey Willhite Elise Butler</p>	 <p>GRAND RAPIDS GRIFFINS 130 W. Fulton, Suite 111 Grand Rapids, MI 49503 (616) 774-4585 PR Contact: Bob Kaser Randy Cleves, Alan Cross</p>	 <p>HARTFORD WOLF PACK One Civic Center Plaza Hartford, CT 06103 (860) 249-6333 PR Contact: Bob Crawford</p>
---	---	--	--



 <p>HERSHEY BEARS 550 W. Herheypark Drive Hershey, PA 17033 (717) 534-3380 PR Contact: Scott Stuccio</p>	 <p>IOWA WILD 730 Third Street Des Moines, IA 50309 (515) 564-8700 PR Contacts: Josh Fisher</p>	 <p>LAKE ERIE MONSTERS Quicken Loans Arena Cleveland, OH 44115 (216) 420-0000 PR Contact: Tony Brown</p>	 <p>LEHIGH VALLEY PHANTOMS 701 Hamilton Street Allentown, PA 18101 (610) 224-GOAL PR Contact: Dan Fremuth</p>
--	---	---	---

 <p>MANITOBA MOOSE 345 Graham Avenue Winnipeg, MB, CAN R3C 5S6 (204) 987-PUCK PR Contact: Chris White</p>	 <p>MILWAUKEE ADMIRALS 1001 North Fourth Street Milwaukee, WI 53203 (414) 227-0550 PR Contacts: Charlie Larson</p>	 <p>ONTARIO REIGN 901 Via Piemonte, Suite 370 Ontario, CA 91764 (909) 941-PUCK PR Contact: Joseph Zakrzewski</p>	 <p>PORTLAND PIRATES 94 Free Street Portland, ME 04101 (207)PIR-ATES PR Contact: Jeff Mannix Karoline Zacharer</p>
---	--	---	--

 <p>PROVIDENCE BRUINS 1 LaSalle Square Providence, RI 02903 (401) 273-5000 PR Contact: Nate Roberts Sarah McMahon</p>	 <p>ROCHESTER AMERICANS 1 War Memorial Square Rochester, NY 14614 (585) 454-5335 PR Contacts: Rob Crean Warren Kosel</p>	 <p>ROCKFORD ICEHOGS 300 Elm Street Rockford, IL 61101 (815) 986-6465 PR Contact: Nate Haeni Bob Mills</p>	 <p>ST. JOHN'S ICECAPS P.O. Box 1880, Station C St. John's, NL, CAN A1C 5R4 (709) 576-CAPS PR Contact: David Salter</p>
---	--	---	---

 <p>SAN ANTONIO RAMPAGE One AT&T Center San Antonio, TX 78219 (210) 444-5554 PR Contact: Danielle Bernstein</p>	 <p>SAN DIEGO GULLS 7676 Hazard Center Drive, Suite 1075 San Diego, CA 92108 (619) 359-4700 PR Contacts: Sam Kieckhefer</p>	 <p>SAN JOSE BARRACUDA 525 West Santa Clara Street San Jose, CA 95113 (408) 287-7070 PR Contact: Eric Lindquist</p>	 <p>SPRINGFIELD FALCONS 45 Falcons Way Springfield, MA 01103 (413) 739-GOAL PR Contact: Andy Zilch</p>
---	---	--	--

 <p>STOCKTON HEAT 248 West Fremont Street Stockton, CA 95203 (209) 373-1500 PR Contact: Brandon Kisker</p>	 <p>SYRACUSE CRUNCH 800 South State Street Syracuse, NY 13202 (315) 473-4444 PR Contacts: Megan Cahill</p>	 <p>TEXAS STARS 2100 Avenue of the Stars Cedar Park, TX 78613 (512) GO-STARS PR Contact: Brien Rea</p>	 <p>TORONTO MARLIES 45 Manitoba Drive Toronto, ON, CAN M6K 3C3 (416) 597-PUCK PR Contact: Stefano Toniutti</p>
--	--	---	--

 <p>UTICA COMETS 400 Oriskany Street West Utica, NY 13502 (315) 790-9070 PR Contacts: Brenden Burke Mark Caswell</p>	 <p>WILKES-BARRE/SCRANTON PENGUINS 40 Coal Street Wilkes-Barre, PA 18702 (570) 208-PENS PR Contact: Brian Coe Mike O'Brien, Nick Hart</p>
--	--



COMMUNITY INITIATIVES



HOMETOWN HERO

- A free opportunity for local non-profit organizations to dispense their information to our fans during our home hockey games (one Hometown Hero per game)
- Past participants include Emergency Food Bank of Stockton/San Joaquin, Kilted to Kick Cancer, St. Mary's Dining Room and many more

SCHOOL PROGRAMS

- A total of 90 schools participated in our school programs in 2014-15.
- The incentive is that by utilizing our programs the school is given free game vouchers to a selected home game. These vouchers are to be used as rewards for students who reach academic or character goals
- Academic All-Stars:** Promotes academic achievement, given to students who achieve Honor Roll or reach academic goals for a grading period
- I Am Here:** Promotes staying in school and positive attendance habits, given to students who meet attendance goals or reduce tardiness
- Be A Winner:** Recognizes the big and the small special achievements, given to students who might otherwise not receive recognition (i.e. academics, attendance) but show character, integrity, improvement or any area that administration wants to highlight
- Be Cool! Read:** Promotes the importance of reading, given to students who reach classroom or school-wide reading goals



KIDS CLUB

- Total Members in 2014-15: 2,228
- New for 2015-16, the Heat Kids Club is a for-profit club, costing \$10 per member. Perks include three game vouchers, access to special events like a free skate with Heat players, end of the season party, special Kids Club gift, and much more



HOCKEY PLAYERS 4 KIDS - GIVE MOORE FOR THE HOLIDAYS

- Teenagers from a local shelter for homeless children submit Christmas wish lists, which are then distributed to each player (1 list per player). The players purchase a minimum of \$40-\$50 worth of gifts for the kids and then give the gifts in-person at a Christmas party hosted by the team at the Arena with pizza and Santa
- This event is coordinated completely by the players, from distributing the lists to wrapping the gifts to purchasing the pizza



COMMUNITY INITIATIVES (CONTINUED)

CAUSE BASED PROMOTIONAL NIGHTS

-Teddy Bear Toss

-Thousands of stuffed animals are thrown onto the ice when the Heat score their first goal, and then are collected and taken to the United Way to be distributed to local children in need

-Local firefighters supporting the Michael Chad Harris Foundation assist team staff bag and collect the bears off the ice. Michael Chad Harris was a local firefighter who loved the Teddy Bear Toss games, and sadly was killed in a car accident. They use the Teddy Bear Toss game as a way to remember Chad but also to fundraise for the scholarship foundation created in his memory. In 2014-15, the Thunder's 10-Year Anniversary Season, Chad's mother and family was welcomed as the official pre-game ceremonial puck dropper.

-Thunder staff and players attend "Adoption Day" at United Way when children from one.TLC (school for local homeless children) select their stuffed animals and get a pizza party

-In 2014-15, the Thunder collected 5,671 stuffed animals

-Team Walk Nights

-The Thunder have paired with local Walk events to offer fundraisers for the organization-at-large and also individual Walk teams

-Past organizations include Relay for Life/American Cancer Society, Hockey With Heart/American Heart Association, and MDA Muscle Walk/Muscular Dystrophy Association

-Diabetes Awareness Night

-New for 15-16, Diabetes Awareness Night will promote getting healthy starting at a young age, along with diabetes prevention methods and support

-Firefighter Appreciation Night

-Two firefighter hockey clubs will duke it out following the Heat game, and funds raised through ticket sales and "Fill the Boot" will benefit the Firefighters Burn Institute

-Law & Order Night

-The team invites local police officers, EMTs, firefighters and other first responders to a game where money is raised for the Stockton Police Officers Association.

-Hot Pink

-Previously called "Thunder Goes Pink", this newly branded event is all about raising money and awareness for breast cancer. Event proceeds are donated to St. Joseph's Foundation - Breast Health Services to help those directly impacted by the disease. This event was in its ninth year in 2014-15 and has raised hundreds of thousands of dollars for the cause.

-Last season, \$9,553 were donated to St. Joseph's Foundation - Breast Health Services.

-Military Appreciation

-An opportunity to say thank you to all those who serve. Season Ticket Holders typically donate unused tickets to local active duty, reserve and veterans while event proceeds benefit Welcome Home Heroes. In addition, fans and staff collect items for Operation Troop Outreach to make care packages that are eventually sent overseas to active military members



STAFF COMMUNITY INITIATIVE

-Front Office staff required to meet a designated set of hours within a period of one year. Designed to get the front office involved in the community just like our players are expected to do

-Every staff member is required to hit 25 community service hours and encouraged to exceed the minimum requirement. Throughout the offseason, the staff had Volunteer Day each month where the Manager of Community Relations organized a staff trip to a local organization. Past examples include building a house at Habitat for Humanity, serving food at St. Mary's Dining Hall, serving as volunteers at the Special Olympics, or cleaning out barns at Harvest Home Animal Sanctuary





THE PLAYERS



KENNY AGOSTINO #15 - LW



BORN: Morristown, NJ, USA
DATE: 4-30-1992
HEIGHT: 6'1"
WEIGHT: 201 lbs.
SHOOTS: Left
DRAFTED: 2010 NHL Entry Draft (Round 5, #140 Overall) by Pittsburgh

CAREER STATS

SEASON	CLUB	LEA.	REGULAR SEASON					PLAYOFFS				
			GP	G	A	PTS	PIM	GP	G	A	PTS	PIM
2010-11	Yale Univ.	NCAA	31	11	14	25	30	--	--	--	--	--
2011-12	Yale Univ.	NCAA	33	14	20	34	32	--	--	--	--	--
2012-13	Yale Univ.	NCAA	37	17	24	41	32	--	--	--	--	--
2013-14	Yale Univ.	NCAA	33	14	18	32	46	--	--	--	--	--
	Calgary Flames	NHL	8	1	1	2	0	--	--	--	--	--
2014-15	Adirondack Flames	AHL	67	15	28	43	52	--	--	--	--	--
	TOTALS	NHL	8	1	1	2	0	--	--	--	--	--
		AHL	67	15	28	43	52	--	--	--	--	--
		NCAA	134	56	76	132	140	--	--	--	--	--

Amateur Highlights: Committed to play college hockey for the Yale Bulldogs on 1-2-2011.... Became only the third freshman in school history to record a hat-trick.... Added two assists to his three goals in a game to tie a school record with five points by a freshman in a 10-3 victory over the Holy Cross Crusaders.... Finished with 25 points in 2010-11.... Improved to 34 points his sophomore season of 2011-12.... Was Yale's leading scorer with 41 points in 37 games his junior season.... Ended junior season with an NCAA national championship at the 2013 Frozen Four.... Defeated Quinnipiac 4-0 to win the first NCAA team championship of any sport in the school's history.... In four seasons at Yale, he had 132 points (56-76-132) in 134 games.

Professional Highlights: Made NHL debut on March 21, 2014, in a 6-5 loss to the Nashville Predators.... His first NHL goal came on 4-4-2014 against goaltender Roberto Luongo in a 2-1 victory over the Florida Panthers ...

2014-15 Highlights: Scored first career AHL goal and the first goal in Adirondack Flames history on 10/10 @ Rochester... first multi-assist game on 11/8 @ Hamilton... lead Adirondack with 28 assists and 43 points... scored a team leading 3 goals while shorthanded... registered 2 GWG

AHL HIGHLIGHTS

FIRST		
GP:	10/10/14	ADK 1 at RCH 6
Goal:	10/10/14	ADK 1 at RCH 6
Assist:	10/29/14	ADK 7 vs. SA 6

LONGEST PERSONAL STREAKS (Most Recent)		
Goals:	3 (1x)	4/2/15 - 4/7/15 (3G)
Assists:	4 (1x)	4/1/15 - 4/7/15 (6A)
Points:	7 (1x)	3/6/15 - 3/22/15 (3-7-10)

MOST (Most Recent)			
Goals	2 (1x)	3/13/15	ADK 4 at SYR 7
Assists	2 (5x)	4/7/15	ADK 4 at TOR 7
Points	3 (3x)	4/7/15	ADK 4 at TOR 7 (1-2-3)
SOG	7 (2x)	12/14/14	ADK 2 at IA 1
PIM	15 (1x)	10/10/14	ADK 1 at RCH 6
Multi-Point Games	11	4/7/15	ADK 4 at TOR 7 (1-2-3)



KENNY AGOSTINO #15 - LW



AGOSTINO VS. AHL

OPPONENT	REGULAR SEASON					PLAYOFFS				
	GP	G	A	PTS	PIM	GP	G	A	PTS	PIM
Albany	2	0	0	0	2	--	--	--	--	--
Bakersfield	0	0	0	0	0	--	--	--	--	--
Binghamton	2	0	1	1	0	--	--	--	--	--
Bridgeport	0	0	0	0	0	--	--	--	--	--
Charlotte	0	0	0	0	0	--	--	--	--	--
Chicago	2	0	1	1	0	--	--	--	--	--
Grand Rapids	1	1	1	2	0	--	--	--	--	--
Hartford	0	0	0	0	0	--	--	--	--	--
Hershey	0	0	0	0	0	--	--	--	--	--
Iowa	2	0	0	0	0	--	--	--	--	--
Lake Erie	4	1	1	2	0	--	--	--	--	--
Lehigh Valley	1	0	0	0	0	--	--	--	--	--
Manitoba	0	0	0	0	0	--	--	--	--	--
Milwaukee	2	0	0	0	0	--	--	--	--	--
Ontario	0	0	0	0	0	--	--	--	--	--
Portland	0	0	0	0	0	--	--	--	--	--
Providence	0	0	0	0	0	--	--	--	--	--
Rochester	10	3	1	4	19	--	--	--	--	--
Rockford	4	1	1	2	2	--	--	--	--	--
St. John's	0	0	0	0	0	--	--	--	--	--
San Antonio	4	2	5	7	0	--	--	--	--	--
San Diego	0	0	0	0	0	--	--	--	--	--
San Jose	0	0	0	0	0	--	--	--	--	--
Springfield	0	0	0	0	0	--	--	--	--	--
Syracuse	4	4	2	6	2	--	--	--	--	--
Texas	2	0	2	2	7	--	--	--	--	--
Toronto	7	1	6	7	0	--	--	--	--	--
Utica	10	1	2	3	18	--	--	--	--	--
W/B-Scranton	0	0	0	0	0	--	--	--	--	--
<i>Defunct Teams</i>										
Hamilton	6	0	3	3	0	--	--	--	--	--
Oklahoma City	4	1	2	3	2	--	--	--	--	--
TOTALS	67	15	28	43	52	--	--	--	--	--





BILL ARNOLD #46 - C



BORN: Needham, Massachusetts, USA
DATE: 5-13-1992
HEIGHT: 6'0"
WEIGHT: 218 lbs.
SHOOTS: Right
DRAFTED: 2010 NHL Entry Draft (Round 4, #108 Overall) by Calgary

CAREER STATS

SEASON	CLUB	LEA.	REGULAR SEASON					PLAYOFFS				
			GP	G	A	PTS	PIM	GP	G	A	PTS	PIM
2009-10	USNTDP Juniors	USHL	26	8	15	23	20	--	--	--	--	--
2010-11	Boston College	NCAA	39	10	10	20	38	--	--	--	--	--
2011-12	Boston College	NCAA	42	17	19	36	46	--	--	--	--	--
2012-13	Boston College	NCAA	38	17	18	35	40	--	--	--	--	--
2013-14	Boston College	NCAA	40	14	39	53	51	--	--	--	--	--
	Calgary Flames	NHL	1	0	0	0	0	--	--	--	--	--
2014-15	Adirondack Flames	AHL	61	15	23	38	30	--	--	--	--	--
	TOTALS	NHL	1	0	0	0	0	--	--	--	--	--
		AHL	61	15	23	38	30	--	--	--	--	--
		NCAA	159	58	86	144	175	--	--	--	--	--
		USHL	26	8	15	23	20	--	--	--	--	--

Amateur Highlights: Played one year with the U.S. National Under-18 Team, where he played in 26 games...Scored 23 points (8-15-23) and recorded 23 PIM's...Arnold went on to play four years with Boston College...He finished third in NCAA assists (38) and sixth in points (52)...Also set career highs in both during his senior season with Boston College...Won the John "Snooks" Kelley Memorial Award twice.

Professional Highlights: Made his pro hockey debut on the Flames final game on April 13. Arnold signed with the Flames following Boston College's appearance in the 2014 Frozen Four semifinals ... Played 13 minutes in the Flames final game of the season...Was held scoreless with a -1 rating.

2014-15 Highlights: Collected first professional assist and point on 10/25 vs. Rochester... Recorded first professional multi-point night (0-2-2) vs. Utica on 11/1.... Scored first professional goal also in his first multi-goal game on 11/10 at RCH... Finished the season tied fourth in points with 38

AHL HIGHLIGHTS

FIRST		
GP:	10/10/14	ADK 1 at RCH 6
Goal:	11/10/14	ADK 4 at RCH 3
Assist:	10/25/14	ADK 7 vs. SA 6

LONGEST PERSONAL STREAKS (Most Recent)		
Goals:	2 (2x)	3/7/15 - 3/10/15 (2G)
Assists:	2 (3x)	4/4/15 - 4/7/15 (4A)
Points:	4 (2x)	3/7/15 - 3/14/15 (2-3-5)

MOST (Most Recent)			
Goals	2 (1x)	11/10/14	ADK 4 at RCH 3
Assists	3 (1x)	4/4/15	ADK 7 at SA 3
Points	3 (1x)	4/4/15	ADK 7 at SA 3 (0-3-3)
SOG	5 (1x)	4/4/15	ADK 7 at SA 3
PIM	2 (15x)	4/17/15	ADK 5 at SYR 4 (OT)
Multi-Point Games	8	4/17/15	ADK 5 at SYR 4 (OT) (0-2-2)



BILL ARNOLD #46 - C



ARNOLD VS. AHL

OPPONENT	REGULAR SEASON					PLAYOFFS				
	GP	G	A	PTS	PIM	GP	G	A	PTS	PIM
Albany	2	0	0	0	0	--	--	--	--	--
Bakersfield	0	0	0	0	0	--	--	--	--	--
Binghamton	2	0	0	0	2	--	--	--	--	--
Bridgeport	0	0	0	0	0	--	--	--	--	--
Charlotte	0	0	0	0	0	--	--	--	--	--
Chicago	2	0	0	0	0	--	--	--	--	--
Grand Rapids	2	1	1	2	2	--	--	--	--	--
Hartford	0	0	0	0	0	--	--	--	--	--
Hershey	0	0	0	0	0	--	--	--	--	--
Iowa	1	1	1	2	0	--	--	--	--	--
Lake Erie	4	2	1	3	0	--	--	--	--	--
Lehigh Valley	2	0	0	0	0	--	--	--	--	--
Manitoba	0	0	0	0	0	--	--	--	--	--
Milwaukee	1	0	0	0	0	--	--	--	--	--
Ontario	0	0	0	0	0	--	--	--	--	--
Portland	0	0	0	0	0	--	--	--	--	--
Providence	0	0	0	0	0	--	--	--	--	--
Rochester	8	3	2	5	4	--	--	--	--	--
Rockford	4	0	0	0	4	--	--	--	--	--
St. John's	0	0	0	0	0	--	--	--	--	--
San Antonio	4	0	4	4	6	--	--	--	--	--
San Diego	0	0	0	0	0	--	--	--	--	--
San Jose	0	0	0	0	0	--	--	--	--	--
Springfield	0	0	0	0	0	--	--	--	--	--
Syracuse	3	0	3	3	4	--	--	--	--	--
Texas	2	1	0	1	2	--	--	--	--	--
Toronto	7	4	3	7	4	--	--	--	--	--
Utica	8	1	4	5	0	--	--	--	--	--
W/B-Scranton	0	0	0	0	0	--	--	--	--	--
<i>Defunct Teams</i>										
Hamilton	7	2	2	4	0	--	--	--	--	--
Oklahoma City	2	0	2	2	2	--	--	--	--	--
TOTALS	61	15	23	38	30	--	--	--	--	--





AUSTIN CARROLL #20 - RW/LW

rookie



BORN: Calgary, Alberta, Canada
DATE: 3-26-1994
HEIGHT: 6'3"
WEIGHT: 216 lbs.
SHOOTS: Right
DRAFTED: 2014 NHL Entry Draft (Round 7, #184 Overall) by Calgary

CAREER STATS

SEASON	CLUB	LEA.	REGULAR SEASON					PLAYOFFS				
			GP	G	A	PTS	PIM	GP	G	A	PTS	PIM
2011-12	Victoria Royals	WHL	62	8	12	20	80	4	2	0	2	6
2012-13	Victoria Royals	WHL	67	15	27	42	152	4	1	1	2	2
2013-14	Victoria Royals	WHL	70	34	23	57	114	9	5	3	8	16
2014-15	Victoria Royals	WHL	69	38	39	77	124	10	1	8	9	8
	TOTALS	WHL	268	95	101	196	470	27	9	12	21	32

Amateur Highlights: Set career highs in goals and points every season at Victoria... played postseason hockey in each season... established a career high with 152 PIMS during his second season with Victoria... served as an alternate captain for the Royals in 2014-15.

2014-15 Highlights: Served as an alternate captain for the first time... established career highs with 38 goals, 39 assists and 77 points. His 69 games played and 124 PIMS were the second most in his junior career... spent the most time in the postseason of his career, playing 10 games and notching 9 points.

AHL HIGHLIGHTS

FIRST		
GP:	n/a	n/a
Goal:	n/a	n/a
Assist:	n/a	n/a

LONGEST PERSONAL STREAKS (Most Recent)		
Goals:	n/a	n/a
Assists:	n/a	n/a
Points:	n/a	n/a

MOST (Most Recent)			
Goals	n/a	n/a	n/a
Assists	n/a	n/a	n/a
Points	n/a	n/a	n/a
SOG	n/a	n/a	n/a
PIM	n/a	n/a	n/a
Multi-Point Games	n/a	n/a	n/a



AUSTIN CARROLL #20 - RW/LW



CARROLL VS. AHL

OPPONENT	REGULAR SEASON					PLAYOFFS				
	GP	G	A	PTS	PIM	GP	G	A	PTS	PIM
Albany	0	0	0	0	0	--	--	--	--	--
Bakersfield	0	0	0	0	0	--	--	--	--	--
Binghamton	0	0	0	0	0	--	--	--	--	--
Bridgeport	0	0	0	0	0	--	--	--	--	--
Charlotte	0	0	0	0	0	--	--	--	--	--
Chicago	0	0	0	0	0	--	--	--	--	--
Grand Rapids	0	0	0	0	0	--	--	--	--	--
Hartford	0	0	0	0	0	--	--	--	--	--
Hershey	0	0	0	0	0	--	--	--	--	--
Iowa	0	0	0	0	0	--	--	--	--	--
Lake Erie	0	0	0	0	0	--	--	--	--	--
Lehigh Valley	0	0	0	0	0	--	--	--	--	--
Manitoba	0	0	0	0	0	--	--	--	--	--
Milwaukee	0	0	0	0	0	--	--	--	--	--
Ontario	0	0	0	0	0	--	--	--	--	--
Portland	0	0	0	0	0	--	--	--	--	--
Providence	0	0	0	0	0	--	--	--	--	--
Rochester	0	0	0	0	0	--	--	--	--	--
Rockford	0	0	0	0	0	--	--	--	--	--
St. John's	0	0	0	0	0	--	--	--	--	--
San Antonio	0	0	0	0	0	--	--	--	--	--
San Diego	0	0	0	0	0	--	--	--	--	--
San Jose	0	0	0	0	0	--	--	--	--	--
Springfield	0	0	0	0	0	--	--	--	--	--
Syracuse	0	0	0	0	0	--	--	--	--	--
Texas	0	0	0	0	0	--	--	--	--	--
Toronto	0	0	0	0	0	--	--	--	--	--
Utica	0	0	0	0	0	--	--	--	--	--
W/B-Scranton	0	0	0	0	0	--	--	--	--	--
TOTALS	--	--	--	--	--	--	--	--	--	--





RYAN CULKIN #3 - D



BORN: Montreal, Quebec, Canada
DATE: 12-15-1993
HEIGHT: 6'2"
WEIGHT: 194 lbs.
SHOOTS: Left
DRAFTED: 2012 NHL Entry Draft (Round 5, #124 Overall) by Calgary

CAREER STATS

SEASON	CLUB	LEA.	REGULAR SEASON					PLAYOFFS				
			GP	G	A	PTS	PIM	GP	G	A	PTS	PIM
2010-11	Quebec Remparts	QMJHL	40	6	5	11	12	18	0	5	5	4
2011-12	Quebec Remparts	QMJHL	60	6	19	25	28	10	0	7	7	8
2012-13	Quebec Remparts	QMJHL	67	5	40	45	46	11	2	4	6	10
2013-14	Quebec Remparts	QMJHL	38	5	31	36	26	--	--	--	--	--
	Drummondville Voltigeurs	QMJHL	27	3	11	14	18	11	2	9	11	6
2014-15	Adirondack Flames	AHL	37	1	17	18	18	--	--	--	--	--
	TOTALS	AHL	37	1	17	18	18	--	--	--	--	--
		QMJHL	232	25	106	131	130	50	4	25	29	28

Amateur Highlights: Played four seasons with the Quebec Remparts (QMJHL) before he was traded to the Voltigeurs in the 2013-14 season. He scored eleven points (6-5-11) and registered 12 penalty minutes in the regular season and five assists and four PIM's in the playoffs during his first year with the Remparts.... Culkin went on to score a total of 25 goals and 106 assists in four regular seasons and four goals and 25 assists in four three playoffs....

Professional Highlights: Ranked fifth on the Adirondack Flames in points among defenseman despite playing in just 37 games as a rookie...

2014-15 Highlights: Notched first professional assist on 10/11 vs. Albany.... Collected his first professional multi-point night (1-2-3) and first professional goal on 10/25 vs. Rochester.... injured on 2/6 and missed the remainder of the season

AHL HIGHLIGHTS

FIRST

GP:	10/10/14	ADK 1 at RCH 6
Goal:	10/25/14	ADK 7 vs. RCH 3
Assist:	10/11/14	ADK 1 vs. ALB 5

LONGEST PERSONAL STREAKS (Most Recent)

Goals:	1 (1x)	10/25/14 (1G)
Assists:	5 (1x)	10/25/15 - 11/10/14 (6A)
Points:	5 (1x)	10/25/15 - 11/10/14 (1-6-7)

MOST (Most Recent)

Goals	1 (1x)	10/25/14	ADK 7 vs. RCH 3
Assists	2 (3x)	12/27/14	ADK 4 at HAM 0
Points	3 (1x)	10/25/14	ADK 7 vs. RCH 3 (1-2-3)
SOG	6 (2x)	12/17/14	ADK 4 at CHI 1
PIM	4 (2x)	12/31/14	ADK 3 vs. TOR 2 (OT)
Multi-Point Games	3	12/27/14	ADK 5 at HAM 0 (0-2-2)



RYAN CULKIN #3 - D



CULKIN VS. AHL

OPPONENT	REGULAR SEASON					PLAYOFFS				
	GP	G	A	PTS	PIM	GP	G	A	PTS	PIM
Albany	2	0	1	1	0	--	--	--	--	--
Bakersfield	0	0	0	0	0	--	--	--	--	--
Binghamton	1	0	0	0	2	--	--	--	--	--
Bridgeport	0	0	0	0	0	--	--	--	--	--
Charlotte	0	0	0	0	0	--	--	--	--	--
Chicago	1	0	2	2	0	--	--	--	--	--
Grand Rapids	1	0	0	0	0	--	--	--	--	--
Hartford	0	0	0	0	0	--	--	--	--	--
Hershey	0	0	0	0	0	--	--	--	--	--
Iowa	2	0	0	0	0	--	--	--	--	--
Lake Erie	0	0	0	0	0	--	--	--	--	--
Lehigh Valley	1	0	0	0	2	--	--	--	--	--
Manitoba	0	0	0	0	0	--	--	--	--	--
Milwaukee	2	0	1	1	0	--	--	--	--	--
Ontario	0	0	0	0	0	--	--	--	--	--
Portland	0	0	0	0	0	--	--	--	--	--
Providence	0	0	0	0	0	--	--	--	--	--
Rochester	10	1	5	6	0	--	--	--	--	--
Rockford	0	0	0	0	0	--	--	--	--	--
St. John's	0	0	0	0	0	--	--	--	--	--
San Antonio	2	0	2	2	0	--	--	--	--	--
San Diego	0	0	0	0	0	--	--	--	--	--
San Jose	0	0	0	0	0	--	--	--	--	--
Springfield	0	0	0	0	0	--	--	--	--	--
Syracuse	0	0	0	0	0	--	--	--	--	--
Texas	1	0	0	0	2	--	--	--	--	--
Toronto	2	0	0	0	6	--	--	--	--	--
Utica	6	0	0	0	2	--	--	--	--	--
W/B-Scranton	0	0	0	0	0	--	--	--	--	--
<i>Defunct Teams</i>										
Hamilton	5	0	6	6	4	--	--	--	--	--
Oklahoma City	1	0	0	0	0	--	--	--	--	--
TOTALS	37	1	17	18	18	--	--	--	--	--





TURNER ELSON #13 - LW/C



BORN: New Westminster, British Columbia, Canada
DATE: 9-13-1992
HEIGHT: 6'0"
WEIGHT: 190 lbs.
SHOOTS: Left
DRAFTED: Undrafted

CAREER STATS

SEASON	CLUB	LEA.	REGULAR SEASON					PLAYOFFS				
			GP	G	A	PTS	PIM	GP	G	A	PTS	PIM
2009-10	Red Deer Rebels	WHL	66	9	8	17	94	4	0	0	0	4
2010-11	Red Deer Rebels	WHL	68	16	15	31	124	9	0	4	4	23
2011-12	Red Deer Rebels	WHL	55	21	25	46	59	--	--	--	--	--
	Abbotsford Heat	AHL	1	0	0	0	2	--	--	--	--	--
2012-13	Red Deer Rebels	WHL	64	26	31	57	60	9	5	4	9	6
	Abbotsford Heat	AHL	2	0	0	0	0	--	--	--	--	--
2013-14	Abbotsford Heat	AHL	37	2	1	3	19	--	--	--	--	--
	Alaska Aces	ECHL	18	5	10	15	18	21	7	4	11	16
2014-15	Adirondack Flames	AHL	59	17	13	30	52	--	--	--	--	--
	TOTALS	AHL	99	19	14	33	73	--	--	--	--	--
		ECHL	18	5	10	15	18	21	7	4	11	16
		WHL	253	72	79	151	337	22	5	8	13	33

Amateur Highlights: Played for the Red Deer Rebels (WHL) from 2009-2013.... Elson's offensive input increased each season.... Scored 26 goals and collected 31 assists (26-31-57) with 60 PIM's in the 2012-13 regular season...Added five goals with four assists in the playoffs.... Recorded a WHL career-high 77 points in 64 games with the Rebels.

Professional Highlights: Made his AHL debut for the Abbotsford Heat on 4-15-2012 against Toronto.... Played in two games during the 2012-13 season.... Played in 37 games for the Heat in the 2013-14 season.... Scored his first AHL goal in the Heat's home opener in 2013... Won a Kelly Cup Championship with Alaska in 2013-14.

2014-15 Highlights: Recorded first professional multi-point night with 2 assists (0-2-2) on 12/6 at Binghamton.... Collected a career high two goals on 12/12 @ MIL ...Scored five goals over three games from 2-7-15 through 2-13-15... finished seventh on the team in points with 30 and was tied for the team lead with 4 GWG ... one of just two players to register over 150 shots on the team.

AHL HIGHLIGHTS

FIRST

GP:	4/15/12	ABB 5 vs. TOR 4 (OT)
Goal:	10/11/13	ABB 3 vs. MIL 2 (OT)
Assist:	3/5/14	ABB 3 vs. TEX 4 (OT)

LONGEST PERSONAL STREAKS (Most Recent)

Goals:	3 (1x)	2/7/15 - 2/13/15 (5G)
Assists:	3 (1x)	12/6/14 - 12/10/14 (4A)
Points:	4 (2x)	4/10/15 - 4/17/15 (3-1-4)

MOST (Most Recent)

Goals	2 (4x)	2/13/15	ADK 4 at RCH 7
Assists	2 (1x)	12/6/14	ADK 3 at BNG 5
Points	2 (4x)	2/13/15	ADK 4 at RCH 7 (2-0-2)
SOG	7 (2x)	1/31/15	ADK 3 vs. RCH 2
PIM	5 (7x)	3/25/15	ADK 1 vs. HAM 2
Multi-Point Games	6	3/6/15	ADK 3 at TOR 5 (1-1-2)



TURNER ELSON #13 - LW/C



ELSON VS. AHL


OPPONENT	REGULAR SEASON					PLAYOFFS				
	GP	G	A	PTS	PIM	GP	G	A	PTS	PIM
Albany	2	0	2	2	0	--	--	--	--	--
Bakersfield	0	0	0	0	0	--	--	--	--	--
Binghamton	2	0	2	2	7	--	--	--	--	--
Bridgeport	0	0	0	0	0	--	--	--	--	--
Charlotte	0	0	0	0	0	--	--	--	--	--
Chicago	4	0	0	0	4	--	--	--	--	--
Grand Rapids	4	0	0	0	2	--	--	--	--	--
Hartford	0	0	0	0	0	--	--	--	--	--
Hershey	0	0	0	0	0	--	--	--	--	--
Iowa	5	0	0	0	0	--	--	--	--	--
Lake Erie	6	1	1	2	9	--	--	--	--	--
Lehigh Valley	2	0	0	0	0	--	--	--	--	--
Manitoba	0	0	0	0	0	--	--	--	--	--
Milwaukee	4	3	1	4	0	--	--	--	--	--
Ontario	0	0	0	0	0	--	--	--	--	--
Portland	0	0	0	0	0	--	--	--	--	--
Providence	0	0	0	0	0	--	--	--	--	--
Rochester	9	4	1	5	7	--	--	--	--	--
Rockford	5	0	1	1	2	--	--	--	--	--
St. John's	0	0	0	0	0	--	--	--	--	--
San Antonio	6	0	1	1	4	--	--	--	--	--
San Diego	0	0	0	0	0	--	--	--	--	--
San Jose	0	0	0	0	0	--	--	--	--	--
Springfield	0	0	0	0	0	--	--	--	--	--
Syracuse	3	3	0	3	4	--	--	--	--	--
Texas	5	0	1	1	0	--	--	--	--	--
Toronto	7	3	1	4	6	--	--	--	--	--
Utica	16	3	1	4	18	--	--	--	--	--
W/B-Scranton	0	0	0	0	0	--	--	--	--	--
<i>Defunct Teams</i>										
Hamilton	11	2	1	3	10	--	--	--	--	--
Oklahoma City	8	0	1	1	0	--	--	--	--	--
TOTALS	99	19	14	33	73	--	--	--	--	--





JON GILLIES #36 - G

rookie



BORN: Concord, New Hampshire, USA
DATE: 1-22-1994
HEIGHT: 6'5"
WEIGHT: 216 lbs.
CATCHES: Left
DRAFTED: 2012 NHL Entry Draft (Round 3, #75 Overall) by Calgary

CAREER STATS

SEASON	CLUB	LEA.	REGULAR SEASON										PLAYOFFS						
			GP	W	L	OTL	MIN	GA	SO	GAA	SVS	SV%	GP	W	L	MIN	GA	SO	GAA
2010-11	Indiana Ice	USHL	25	15	6	2	1447	68	3	2.82	656	0.906	2	0	1	82	3	0	2.20
2011-12	Indiana Ice	USHL	53	31	11	9	2967	137	3	2.77	1478	0.915	6	3	3	359	17	0	2.84
2012-13	Providence College	NCAA	35	17	12	6	2105	73	5	2.08	992	0.931	--	--	--	--	--	--	--
2013-14	Providence College	NCAA	34	19	9	5	2027	73	4	2.16	979	0.931	--	--	--	--	--	--	--
2014-15	Providence College	NCAA	39	24	13	2	2301	77	4	2.01	1029	0.930	--	--	--	--	--	--	--
	TOTALS	NCAA	108	60	34	13	6433	223	13	2.08	3000	0.931	--	--	--	--	--	--	--
		USHL	78	46	17	11	4414	205	6	2.79	2134	0.912	8	3	4	441	20	0	2.72

Amateur Highlights: Began his career in Indiana as a backup... saw two games of postseason action for the Ice in his first year... helped the Ice reach the USHL's Eastern Conference Finals... ranked sixth among North American goalies in Central Scouting's final rankings during his draft year... started as a Freshman at Providence College... won a gold medal with Team USA's World Junior Championship team in 2012-13... earned a host of recognitions during his freshman year including NCAA East Second All-American Team, Hockey East's All-Rookie Team, First All-Star Team and Rookie of the Year and was named NCAA New England's Rookie of the Year and to the Division 1 All-Star Team... won the NCAA Championship in 2014-15 and named the tournament's MVP... named to the NCAA's All-Tournament Team... was recognized as NCAA East's Second All-American Team, again named to New England's Division 1 All-Star Team and named to Hockey East's First All-Star Team and Hockey East's Goalie of the Year.

2014-15 Highlights: Played a NCAA career high 39 games and won an NCAA career high 24 games... beat Nebraska-Omaha in the Frozen Four to head to the Championship game... won the NCAA Championship by beating Boston University 4-3 and was named the Frozen Four's MVP... recognized to the NCAA East's Second All-American Team and was named Hockey East's Goalie of the Year and to the First All-Star Team.

AHL HIGHLIGHTS

FIRST

GP:	n/a	n/a
Win:	n/a	n/a
Shutout:	n/a	n/a

MOST (Most Recent)

Shots Faced:	n/a	n/a	n/a
Saves:	n/a	n/a	n/a
GA:	n/a	n/a	n/a
Career Shutouts:	n/a	n/a	n/a

LONGEST PERSONAL STREAKS (Most Recent)

Win:	n/a	n/a
Losing:	n/a	n/a
Winless Streak:	n/a	n/a
Shutout Streak:	n/a	n/a



JON GILLIES #36 - G



GILLIES VS. AHL

OPPONENT	REGULAR SEASON											PLAYOFFS											
	GP	MINS	W	L	OT/SOL	SO	SOG	GA	SVS	GAA	SV%	GP	MINS	W	L	OT	SO	SOG	GA	SVS	GAA	SV%	
Albany	--	--	--	--	--	--	--	--	--	--	--	--	--	--	--	--	--	--	--	--	--	--	--
Bakersfield	--	--	--	--	--	--	--	--	--	--	--	--	--	--	--	--	--	--	--	--	--	--	--
Binghamton	--	--	--	--	--	--	--	--	--	--	--	--	--	--	--	--	--	--	--	--	--	--	--
Bridgeport	--	--	--	--	--	--	--	--	--	--	--	--	--	--	--	--	--	--	--	--	--	--	--
Charlotte	--	--	--	--	--	--	--	--	--	--	--	--	--	--	--	--	--	--	--	--	--	--	--
Chicago	--	--	--	--	--	--	--	--	--	--	--	--	--	--	--	--	--	--	--	--	--	--	--
Grand Rapids	--	--	--	--	--	--	--	--	--	--	--	--	--	--	--	--	--	--	--	--	--	--	--
Hartford	--	--	--	--	--	--	--	--	--	--	--	--	--	--	--	--	--	--	--	--	--	--	--
Hershey	--	--	--	--	--	--	--	--	--	--	--	--	--	--	--	--	--	--	--	--	--	--	--
Iowa	--	--	--	--	--	--	--	--	--	--	--	--	--	--	--	--	--	--	--	--	--	--	--
Lake Erie	--	--	--	--	--	--	--	--	--	--	--	--	--	--	--	--	--	--	--	--	--	--	--
Lehigh Valley	--	--	--	--	--	--	--	--	--	--	--	--	--	--	--	--	--	--	--	--	--	--	--
Manitoba	--	--	--	--	--	--	--	--	--	--	--	--	--	--	--	--	--	--	--	--	--	--	--
Milwaukee	--	--	--	--	--	--	--	--	--	--	--	--	--	--	--	--	--	--	--	--	--	--	--
Ontario	--	--	--	--	--	--	--	--	--	--	--	--	--	--	--	--	--	--	--	--	--	--	--
Portland	--	--	--	--	--	--	--	--	--	--	--	--	--	--	--	--	--	--	--	--	--	--	--
Providence	--	--	--	--	--	--	--	--	--	--	--	--	--	--	--	--	--	--	--	--	--	--	--
Rochester	--	--	--	--	--	--	--	--	--	--	--	--	--	--	--	--	--	--	--	--	--	--	--
Rockford	--	--	--	--	--	--	--	--	--	--	--	--	--	--	--	--	--	--	--	--	--	--	--
St. John's	--	--	--	--	--	--	--	--	--	--	--	--	--	--	--	--	--	--	--	--	--	--	--
San Antonio	--	--	--	--	--	--	--	--	--	--	--	--	--	--	--	--	--	--	--	--	--	--	--
San Diego	--	--	--	--	--	--	--	--	--	--	--	--	--	--	--	--	--	--	--	--	--	--	--
San Jose	--	--	--	--	--	--	--	--	--	--	--	--	--	--	--	--	--	--	--	--	--	--	--
Springfield	--	--	--	--	--	--	--	--	--	--	--	--	--	--	--	--	--	--	--	--	--	--	--
Syracuse	--	--	--	--	--	--	--	--	--	--	--	--	--	--	--	--	--	--	--	--	--	--	--
Texas	--	--	--	--	--	--	--	--	--	--	--	--	--	--	--	--	--	--	--	--	--	--	--
Toronto	--	--	--	--	--	--	--	--	--	--	--	--	--	--	--	--	--	--	--	--	--	--	--
Utica	--	--	--	--	--	--	--	--	--	--	--	--	--	--	--	--	--	--	--	--	--	--	--
W/B-Scranton	--	--	--	--	--	--	--	--	--	--	--	--	--	--	--	--	--	--	--	--	--	--	--
TOTALS	--	--	--	--	--	--	--	--	--	--	--	--	--	--	--	--	--	--	--	--	--	--	--





MARKUS GRANLUND #26 - C/LW



BORN: Oulu, Finland
DATE: 4-16-1993
HEIGHT: 5'11"
WEIGHT: 185 lbs.
SHOOTS: Left
DRAFTED: 2011 NHL Entry Draft (Round 2, #45 Overall) by Calgary

CAREER STATS

SEASON	CLUB	LEA.	REGULAR SEASON					PLAYOFFS				
			GP	G	A	PTS	PIM	GP	G	A	PTS	PIM
2009-10	HIFK U20	SWE-Jr A	37	17	25	42	38	14	2	11	13	18
2010-11	HIFK U20	SWE-Jr A	40	20	32	52	49	5	4	5	9	6
	HIFK	SWE-1	2	0	0	0	0	--	--	--	--	--
	Suomi U20	SWE-2	6	3	3	6	6	--	--	--	--	--
2011-12	HIFK U20	SWE-Jr A	--	--	--	--	--	1	1	0	1	0
	HIFK	SWE-1	47	15	19	34	18	3	0	0	0	0
	Kiekko-Vantaa	SWE-2	1	0	0	0	0	--	--	--	--	--
2012-13	HIFK	SWE-1	50	10	20	30	18	5	1	2	3	4
	Calgary Flames	NHL	7	2	1	3	0	--	--	--	--	--
2013-14	Abbotsford Heat	AHL	52	25	21	46	22	4	2	3	5	2
	Calgary Flames	NHL	48	8	10	18	16	3	0	1	1	0
2014-15	Adirondack Flames	AHL	21	9	8	17	14	--	--	--	--	--
	TOTALS	NHL	55	10	11	21	16	3	0	1	1	0
		AHL	73	34	29	63	36	4	2	3	5	2
		SWE-1	99	25	39	64	36	8	1	2	3	4
		SWE-2	7	3	3	6	3	--	--	--	--	--
		SWE-Jr A	77	37	57	94	87	20	7	16	23	24

Amateur Highlights:
 Worked his way up from Jr. C to Jr. A in Sweden in three seasons ... played for Finland's U16, U17, U18 and U20 teams ... won a Jr. A championship with HIFK in 2011-12 ... was tied for second with 12 points during the 2012-13 World Junior Championships.

Professional Highlights: Made his pro debut in Sweden in the 2010-11 season ... played in both Sweden's Elite league and second division during his first two seasons of pro hockey ... led all Elite League rookies in 2011-12 with 15 goals, 19 assists and 34 points ... made his NHL debut on 2/27/14 as a 20-year-old ... registered his first NHL point on 3/3/14 (an assist) and followed it up with his first NHL goal on 3/5/14 ...

2014-15 Highlights: Despite starting the season in the AHL, Granlund was called up on 10/29/14 ... played 48 games for the Calgary Flames scoring 8 goals and adding 10 assists ... suited up in 21 AHL games registering 9 goals and 8 assists ... was called up to the NHL on five separate occasions ... suited up in three games during the Calgary Flames postseason and registered his first NHL playoff point.

AHL HIGHLIGHTS

FIRST

GP:	10/18/13	ABB 3 at OKC 3
Goal:	10/30/13	ABB 5 at UTI 4 (OT)
Assist:	10/18/13	ABB 3 at OKC 3

LONGEST PERSONAL STREAKS (Most Recent)

Goals:	5 (1x)	1/25/13 - 2/5/15 (5G)
Assists:	5 (1x)	11/20/13 - 12/6/13 (6A)
Points:	11 (1x)	11/15/13 - 12/12/13 (7-8-15)

MOST (Most Recent)

Goals	2 (3x)	3/14/15	ADK 5 vs. TOR 4
Assists	2 (2x)	10/17/14	ADK 3 at LV 4 (OT)
Points	3 (1x)	12/6/13	ABB 4 vs. SA 2 (1-2-3)
SOG	8 (2x)	3/14/15	ADK 5 vs. TOR 4
PIM	4 (1x)	10/25/14	ADK 7 vs. RCH 3
Multi-Point Games	16	3/14/15	ADK 5 vs. TOR 4 (2-0-2)




MARKUS GRANLUND #26 - C/LW



GRANLUND VS. AHL


OPPONENT	REGULAR SEASON					PLAYOFFS				
	GP	G	A	PTS	PIM	GP	G	A	PTS	PIM
Albany	1	0	0	0	0	--	--	--	--	--
Bakersfield	0	0	0	0	0	--	--	--	--	--
Binghamton	1	0	0	0	0	--	--	--	--	--
Bridgeport	0	0	0	0	0	--	--	--	--	--
Charlotte	4	4	2	6	0	--	--	--	--	--
Chicago	2	0	1	1	0	--	--	--	--	--
Grand Rapids	2	1	0	1	0	4	2	3	5	2
Hartford	0	0	0	0	0	--	--	--	--	--
Hershey	0	0	0	0	0	--	--	--	--	--
Iowa	4	3	3	6	4	--	--	--	--	--
Lake Erie	2	0	0	0	0	--	--	--	--	--
Lehigh Valley	2	2	2	4	2	--	--	--	--	--
Manitoba	0	0	0	0	0	--	--	--	--	--
Milwaukee	2	1	1	2	2	--	--	--	--	--
Ontario	0	0	0	0	0	--	--	--	--	--
Portland	0	0	0	0	0	--	--	--	--	--
Providence	0	0	0	0	0	--	--	--	--	--
Rochester	6	2	3	5	6	--	--	--	--	--
Rockford	3	1	1	2	4	--	--	--	--	--
St. John's	0	0	0	0	0	--	--	--	--	--
San Antonio	7	3	4	7	6	--	--	--	--	--
San Diego	0	0	0	0	0	--	--	--	--	--
San Jose	0	0	0	0	0	--	--	--	--	--
Springfield	0	0	0	0	0	--	--	--	--	--
Syracuse	2	1	1	2	0	--	--	--	--	--
Texas	6	2	2	4	2	--	--	--	--	--
Toronto	5	5	2	7	0	--	--	--	--	--
Utica	10	4	2	6	6	--	--	--	--	--
W/B-Scranton	0	0	0	0	0	--	--	--	--	--
<i>Defunct Teams</i>										
Hamilton	8	3	2	5	4	--	--	--	--	--
Oklahoma City	6	2	3	5	0	--	--	--	--	--
TOTALS	73	34	29	63	36	4	2	3	5	2





DEREK GRANT #27 - C/LW

veteran exempt



BORN: Abbotsford, British Columbia, Canada
DATE: 4-20-1990
HEIGHT: 6'3"
WEIGHT: 192 lbs.
SHOOTS: Left
DRAFTED: 2008 NHL Entry Draft (Round 4, #119 Overall) by Ottawa

CAREER STATS

SEASON	CLUB	LEA.	REGULAR SEASON					PLAYOFFS				
			GP	G	A	PTS	PIM	GP	G	A	PTS	PIM
2009-10	Michigan State Univ.	NCAA	38	12	18	30	10	--	--	--	--	--
2010-11	Michigan State Univ.	NCAA	38	8	25	33	44	--	--	--	--	--
	Binghamton Senators	AHL	14	1	5	6	0	7	1	1	2	2
2011-12	Binghamton Senators	AHL	60	8	15	23	26	--	--	--	--	--
2012-13	Ottawa Senators	NHL	5	0	0	0	0	--	--	--	--	--
	Binghamton Senators	AHL	63	19	9	28	37	3	0	0	0	6
2013-14	Ottawa Senators	NHL	20	0	2	2	4	--	--	--	--	--
	Binghamton Senators	AHL	46	12	10	22	30	4	0	1	1	2
2014-15	Binghamton Senators	AHL	73	21	17	38	45	--	--	--	--	--
	TOTALS	NHL	25	0	2	2	4	--	--	--	--	--
		AHL	256	61	56	117	138	14	1	2	3	10
		NCAA	76	20	43	63	54	--	--	--	--	--

Amateur Highlights: Completed his collegiate career in playing his sophomore season with the Michigan State Spartans (CCHA)... Put together a 30-point campaign in both of his seasons... Honorable Mention honors to the CCHA All-Rookie Team in 2009-10... earned CCHA Rookie of the Month in October 09... Had multiple-point efforts in his first three collegiate games... Started his college hockey career with a six-game point scoring streak... Led the Spartans in scoring in 2010-11.

Professional Highlights: Made his professional debut in the AHL on March 11... Registered his first professional point (an assist) in his second game with Binghamton... Appeared in each of the B-Sens' seven games of their Atlantic Division semifinal series vs. Manchester and scored the game-winning goal in overtime of Game 2 to tie the series... Won a Calder Cup Championship with Binghamton in 2011... Made his NHL debut on Feb. 16 at Toronto (3-0 loss) registering 7:30 time-on-ice and one shot on goal ... Signed with the Calgary Flames on July 1, 2015...

2014-15 Highlights: Finished third on Binghamton with 21 goals and fifth on the team with 38 points.

AHL HIGHLIGHTS

FIRST

GP:	3/11/11	BNG 3 at NOR 8
Goal:	4/1/11	BNG 4 at SYR 6
Assist:	3/12/11	BNG 3 at CHA 1

LONGEST PERSONAL STREAKS (Most Recent)

Goals:	3 (1x)	11/10/12 - 11/17/12 (4G)
Assists:	3 (2x)	2/18/15 - 2/21/15 (3A)
Points:	5 (1x)	2/15/15 - 2/21/15 (2-4-6)


MOST (Most Recent)

Goals	2 (7x)	12/17/14	BNG 3 at LV 5
Assists	2 (4x)	12/31/14	BNG 6 vs. LV 2
Points	3 (2x)	12/31/14	BNG 6 vs. LV 2 (1-2-3)
SOG	7 (3x)	12/17/14	BNG 3 at LV 5
PIM	14 (1x)	4/7/12	BNG 1 at NOR 4
Multi-Point Games	21	3/8/15	BNG 4 vs. SYR 2 (1-1-2)



DEREK GRANT #27 - C/LW

veteran exempt



GRANT VS. AHL

OPPONENT	REGULAR SEASON					PLAYOFFS				
	GP	G	A	PTS	PIM	GP	G	A	PTS	PIM
Albany	18	5	2	7	0	--	--	--	--	--
Bakersfield	0	0	0	0	0	--	--	--	--	--
Binghamton	0	0	0	0	0	--	--	--	--	--
Bridgeport	9	1	1	2	4	--	--	--	--	--
Charlotte	1	0	1	1	0	--	--	--	--	--
Chicago	0	0	0	0	0	--	--	--	--	--
Grand Rapids	0	0	0	0	0	--	--	--	--	--
Hartford	1	0	0	0	0	--	--	--	--	--
Hershey	28	8	5	13	14	--	--	--	--	--
Iowa	0	0	0	0	0	--	--	--	--	--
Lake Erie	0	0	0	0	0	--	--	--	--	--
Lehigh Valley	10	6	4	10	8	--	--	--	--	--
Manitoba	0	0	0	0	0	--	--	--	--	--
Milwaukee	0	0	0	0	0	--	--	--	--	--
Ontario	0	0	0	0	0	--	--	--	--	--
Portland	7	0	1	1	4	--	--	--	--	--
Providence	1	0	1	1	0	--	--	--	--	--
Rochester	24	8	6	14	16	--	--	--	--	--
Rockford	0	0	0	0	0	--	--	--	--	--
St. John's	15	6	2	8	19	--	--	--	--	--
San Antonio	0	0	0	0	0	--	--	--	--	--
San Diego	0	0	0	0	0	--	--	--	--	--
San Jose	0	0	0	0	0	--	--	--	--	--
Springfield	4	0	2	2	0	--	--	--	--	--
Syracuse	30	7	12	19	13	--	--	--	--	--
Texas	0	0	0	0	0	--	--	--	--	--
Toronto	8	2	3	5	8	--	--	--	--	--
Utica	10	3	3	6	0	--	--	--	--	--
W/B-Scranton	29	3	5	8	10	7	0	1	1	8
<i>Defunct Teams</i>										
ADK Flames	1	0	1	1	2	--	--	--	--	--
ADK Phantoms	16	5	2	7	5	--	--	--	--	--
Connecticut	4	1	0	1	0	--	--	--	--	--
Hamilton	2	0	1	1	0	--	--	--	--	--
Manchester	5	0	0	0	0	7	1	1	2	2
Norfolk	29	6	4	10	29	--	--	--	--	--
Worcester	4	0	0	0	6	--	--	--	--	--
TOTALS	256	61	56	117	138	14	1	2	3	10





FREDDIE HAMILTON #11 - C



BORN: Toronto, Ontario, Canada
DATE: 1-1-1992
HEIGHT: 6'1"
WEIGHT: 194 lbs.
SHOOTS: Right
DRAFTED: 2010 NHL Entry Draft (Round 5, #129 Overall) by San Jose

CAREER STATS

SEASON	CLUB	LEA.	REGULAR SEASON					PLAYOFFS				
			GP	G	A	PTS	PIM	GP	G	A	PTS	PIM
2008-09	Niagara IceDogs	OHL	65	10	18	28	8	12	2	2	4	4
2009-10	Niagara IceDogs	OHL	64	25	30	55	12	5	1	1	2	6
2010-11	Niagara IceDogs	OHL	68	38	45	83	20	14	4	10	14	4
2011-12	Niagara IceDogs	OHL	61	35	51	86	31	20	7	17	24	9
2012-13	Worcester Sharks	AHL	76	13	13	26	16	--	--	--	--	--
2013-14	San Jose Sharks	NHL	11	0	0	0	2	--	--	--	--	--
	Worcester Sharks	AHL	64	22	21	43	6	--	--	--	--	--
2014-15	San Jose Sharks	NHL	1	0	0	0	0	--	--	--	--	--
	Worcester Sharks	AHL	52	9	21	30	12	--	--	--	--	--
	Colorado Avalanche	NHL	17	1	0	1	0	--	--	--	--	--
	Lake Erie Monsters	AHL	5	2	2	4	0	--	--	--	--	--
	TOTALS	NHL	29	1	0	1	2	--	--	--	--	--
		AHL	197	46	57	103	34	--	--	--	--	--
		OHL	258	108	144	252	71	51	14	30	44	23

Amateur Highlights: First ever draft pick of the Niagara IceDogs... played with his brother Dougie for three seasons in Niagara... compiled 252 points in 258 games... ranked in the top three in points on his team his final three seasons... named the OHL's Top Academic high school player in 2008-09... won a bronze medal at the 2011-12 World Junior Championships.

Professional Highlights: Turned pro in 2012-13 with the Worcester Sharks... scored 13 goals and added 13 assists in his first year pro... made his NHL debut with San Jose on 10/21/13... played a total of 11 NHL games during the 2013-14 season... scored 22 goals and added 21 assists in 64 games with Worcester that same year... started the year with Worcester and San Jose before being traded to the Colorado Avalanche organization... split time in Colorado and Lake Erie (AHL)... scored his first NHL goal on 3/19/15, a game winner vs. AZ... acquired by the Flames on 10/4/15...

2014-15 Highlights: Started the year in Worcester... played one game with San Jose on 1/6/15... traded to Colorado on 3/2/15... scored his first NHL goal, a game winner, on 3/19/15.

AHL HIGHLIGHTS

FIRST		
GP:	10/12/12	WOR 2 at NOR 4
Goal:	11/9/12	WOR 3 vs. POR 1
Assist:	10/19/12	WOR 4 at POR 7

LONGEST PERSONAL STREAKS (Most Recent)		
Goals:	2 (3x)	11/1/14 - 11/2/15 (2G)
Assists:	2 (7x)	3/6/15 - 4/16/15 (2A)
Points:	6 (1x)	10/29/14 - 11/14/14 (5-3-8)

MOST (Most Recent)			
Goals	3 (1x)	10/26/14	WOR 4 vs. POR 1
Assists	4 (1x)	12/30/14	WOR 6 vs. BRI 2
Points	4 (1x)	12/30/14	WOR 6 vs. BRI 2 (0-4-4)
SOG	7 (1x)	11/9/12	WOR 3 vs. POR 1
PIM	2 (17x)	1/24/15	WOR 2 at ALB 1 (OT)
Multi-Point Games	22	4/16/15	LE 4 vs. GR 6 (1-1-2)



FREDDIE HAMILTON #11 - C



HAMILTON VS. AHL

OPPONENT	REGULAR SEASON					PLAYOFFS				
	GP	G	A	PTS	PIM	GP	G	A	PTS	PIM
Albany	6	1	0	1	2	--	--	--	--	--
Bakersfield	0	0	0	0	0	--	--	--	--	--
Binghamton	3	0	0	0	0	--	--	--	--	--
Bridgeport	11	4	6	10	4	--	--	--	--	--
Charlotte	0	0	0	0	0	--	--	--	--	--
Chicago	1	0	1	1	0	--	--	--	--	--
Grand Rapids	1	1	1	2	0	--	--	--	--	--
Hartford	6	2	1	3	2	--	--	--	--	--
Hershey	10	4	3	7	2	--	--	--	--	--
Iowa	0	0	0	0	0	--	--	--	--	--
Lake Erie	0	0	0	0	0	--	--	--	--	--
Lehigh Valley	3	0	2	2	0	--	--	--	--	--
Manitoba	0	0	0	0	0	--	--	--	--	--
Milwaukee	1	0	0	0	0	--	--	--	--	--
Ontario	0	0	0	0	0	--	--	--	--	--
Portland	29	9	12	21	2	--	--	--	--	--
Providence	26	5	6	11	6	--	--	--	--	--
Rochester	0	0	0	0	0	--	--	--	--	--
Rockford	0	0	0	0	0	--	--	--	--	--
St. John's	20	3	4	7	2	--	--	--	--	--
San Antonio	0	0	0	0	0	--	--	--	--	--
San Diego	0	0	0	0	0	--	--	--	--	--
San Jose	0	0	0	0	0	--	--	--	--	--
Springfield	17	1	4	5	4	--	--	--	--	--
Syracuse	4	0	1	1	0	--	--	--	--	--
Texas	0	0	0	0	0	--	--	--	--	--
Toronto	0	0	0	0	0	--	--	--	--	--
Utica	0	0	0	0	0	--	--	--	--	--
W/B-Scranton	7	5	1	6	0	--	--	--	--	--
<i>Defunct Teams</i>										
ADK Phantoms	3	2	2	4	0	--	--	--	--	--
Connecticut	4	0	1	1	0	--	--	--	--	--
Hamilton	2	1	0	1	0	--	--	--	--	--
Manchester	31	7	7	14	8	--	--	--	--	--
Norfolk	12	1	5	6	2	--	--	--	--	--
TOTALS	197	46	57	103	34	--	--	--	--	--





ERIC HARTZELL #39 - G



BORN: White Bear Lake, Minnesota, USA
DATE: 5-28-1989
HEIGHT: 6'4"
WEIGHT: 210 lbs.
CATCHES: Left
DRAFTED: Undrafted

CAREER STATS

SEASON	CLUB	LEA.	REGULAR SEASON										PLAYOFFS						
			GP	W	L	OTL	MIN	GA	SO	GAA	SVS	SV%	GP	W	L	MIN	GA	SO	GAA
2006-07	Sioux Falls Stampede	USHL	1	0	1	0	60	5	0	5.00	32	0.865	--	--	--	--	--	--	--
2007-08	Sioux Falls Stampede	USHL	32	19	9	2	1835	84	5	2.75	882	0.913	2	0	2	140	7	0	3.00
2008-09	Sioux Falls Stampede	USHL	46	20	22	2	2599	142	1	3.28	1274	0.900	2	0	2	73	9	0	7.39
2009-10	Quinnipiac University	NCAA	6	4	2	0	299	13	1	2.61	110	0.894	--	--	--	--	--	--	--
2010-11	Quinnipiac University	NCAA	28	12	7	6	1570	58	3	2.22	735	0.927	--	--	--	--	--	--	--
2011-12	Quinnipiac University	NCAA	30	12	11	6	1748	64	1	2.20	671	0.913	--	--	--	--	--	--	--
2012-13	Quinnipiac University	NCAA	42	30	7	5	2522	66	5	1.57	920	0.933	--	--	--	--	--	--	--
2013-14	Wilkes-Barre/Scranton Penguins	AHL	25	10	8	1	1234	51	3	2.48	467	0.902	--	--	--	--	--	--	--
	Wheeling Nailers	ECHL	14	8	5	1	843	44	1	3.13	395	0.900	--	--	--	--	--	--	--
2014-15	Wheeling Nailers	ECHL	32	17	14	1	1855	85	1	2.75	898	0.914	5	2	3	255	10	0	2.36
	Wilkes-Barre/Scranton Penguins	AHL	2	2	0	0	123	6	0	2.92	45	0.882	--	--	--	--	--	--	--
	TOTALS	AHL	27	12	8	1	1357	57	3	2.52	512	0.900	--	--	--	--	--	--	--
		ECHL	46	25	19	2	2698	129	2	2.87	1293	0.909	5	2	3	255	10	0	2.36
		NCAA	106	58	27	17	6139	201	10	1.96	2436	0.924	--	--	--	--	--	--	--
		USHL	79	39	32	4	4494	231	6	3.08	2188	0.905	4	0	4	213	16	0	4.51

Amateur Highlights: Played in both the USHL and NCAA with Sioux Falls and Quinnipiac Univ. respectively...played 106 games at Quinnipiac with a single-season high of 42 in 2012-13...put up a 1.57 GAA and a .933 SV% and was a finalist for the Hobey Baker Award in 2012-13...NCAA (East) All-American in 2012-13...helped lead Quinnipiac to an NCAA Championship game appearance.

Professional Highlights: Has 27 games of AHL experience with the Wilkes-Barre/Scranton Penguins...earned his first career victory in his debut on 11/23/13 vs STJ...won Goaltender of the Month for January 2014 after making 10 appearances and allowing 2 or fewer goals per game...

2014-15 Highlights: Spent the majority of the season in the ECHL with the Wheeling Nailers...played 32 games and posted a 2.75 GAA and a .914 SV%...led Wheeling to a Kelly Cup Playoffs appearance

AHL HIGHLIGHTS

FIRST		
GP:	11/23/13	WBS 5 vs. STJ 2
Win:	11/23/13	WBS 5 vs. STJ 2
Shutout:	11/29/13	WBS 1 vs. BNG 0 (25 svcs)

MOST (Most Recent)			
Shots Faced:	34 (2x)	1/25/14	WBS 2 at NOR 1 (SOW)
Saves:	33 (2x)	1/25/14	WBS 2 at NOR 1 (SOW)
GA:	6 (1x)	4/6/14	WBS 2 at BNG 6
Career Shutouts:	3	1/29/14	WBS 4 vs. SYR 0 (20 saves)

LONGEST PERSONAL STREAKS (Most Recent)		
Win:	2 (4x)	10/26/14 - 11/09/14
Losing:	2 (2x)	2/9/14 - 2/14/14
Winless Streak:	2 (3x)	2/9/14 - 2/14/14
Shutout Streak:	74:58	12/14/13 - 12/20/13



ERIC HARTZELL #39 - G



HARTZELL VS. AHL


OPPONENT	REGULAR SEASON											PLAYOFFS											
	GP	MINS	W	L	OT/SOL	SO	SOG	GA	SVS	GAA	SV%	GP	MINS	W	L	OT	SO	SOG	GA	SVS	GAA	SV%	
Albany	--	--	--	--	--	--	--	--	--	--	--	--	--	--	--	--	--	--	--	--	--	--	--
Bakersfield	--	--	--	--	--	--	--	--	--	--	--	--	--	--	--	--	--	--	--	--	--	--	--
Binghamton	5	255	3	2	0	1	112	12	100	2.82	0.893	--	--	--	--	--	--	--	--	--	--	--	
Bridgeport	--	--	--	--	--	--	--	--	--	--	--	--	--	--	--	--	--	--	--	--	--	--	
Charlotte	--	--	--	--	--	--	--	--	--	--	--	--	--	--	--	--	--	--	--	--	--	--	
Chicago	--	--	--	--	--	--	--	--	--	--	--	--	--	--	--	--	--	--	--	--	--	--	
Grand Rapids	--	--	--	--	--	--	--	--	--	--	--	--	--	--	--	--	--	--	--	--	--	--	
Hartford	--	--	--	--	--	--	--	--	--	--	--	--	--	--	--	--	--	--	--	--	--	--	
Hershey	6	343	1	2	1	0	153	18	135	3.15	0.882	--	--	--	--	--	--	--	--	--	--	--	
Iowa	--	--	--	--	--	--	--	--	--	--	--	--	--	--	--	--	--	--	--	--	--	--	
Lake Erie	--	--	--	--	--	--	--	--	--	--	--	--	--	--	--	--	--	--	--	--	--	--	
Lehigh Valley	--	--	--	--	--	--	--	--	--	--	--	--	--	--	--	--	--	--	--	--	--	--	
Manitoba	--	--	--	--	--	--	--	--	--	--	--	--	--	--	--	--	--	--	--	--	--	--	
Milwaukee	--	--	--	--	--	--	--	--	--	--	--	--	--	--	--	--	--	--	--	--	--	--	
Ontario	--	--	--	--	--	--	--	--	--	--	--	--	--	--	--	--	--	--	--	--	--	--	
Portland	2	120	2	0	0	0	42	3	39	1.50	0.929	--	--	--	--	--	--	--	--	--	--	--	
Providence	2	72	1	0	0	0	39	2	37	1.67	0.949	--	--	--	--	--	--	--	--	--	--	--	
Rochester	1	8	0	1	0	0	5	2	3	15.00	0.600	--	--	--	--	--	--	--	--	--	--	--	
Rockford	--	--	--	--	--	--	--	--	--	--	--	--	--	--	--	--	--	--	--	--	--	--	
St. John's	2	120	1	1	0	0	60	7	53	3.50	0.883	--	--	--	--	--	--	--	--	--	--	--	
San Antonio	--	--	--	--	--	--	--	--	--	--	--	--	--	--	--	--	--	--	--	--	--	--	
San Diego	--	--	--	--	--	--	--	--	--	--	--	--	--	--	--	--	--	--	--	--	--	--	
San Jose	--	--	--	--	--	--	--	--	--	--	--	--	--	--	--	--	--	--	--	--	--	--	
Springfield	--	--	--	--	--	--	--	--	--	--	--	--	--	--	--	--	--	--	--	--	--	--	
Syracuse	4	164	2	0	0	1	56	6	50	2.20	0.893	--	--	--	--	--	--	--	--	--	--	--	
Texas	--	--	--	--	--	--	--	--	--	--	--	--	--	--	--	--	--	--	--	--	--	--	
Toronto	--	--	--	--	--	--	--	--	--	--	--	--	--	--	--	--	--	--	--	--	--	--	
Utica	1	60	1	0	0	1	22	0	22	0.00	1.000	--	--	--	--	--	--	--	--	--	--	--	
W/B-Scranton	--	--	--	--	--	--	--	--	--	--	--	--	--	--	--	--	--	--	--	--	--	--	
<i>Defunct Teams</i>																							
Norfolk	3	158	1	1	0	0	61	4	57	1.59	0.934	--	--	--	--	--	--	--	--	--	--	--	
Worcester	1	58	0	1	0	0	19	3	16	3.10	0.842	--	--	--	--	--	--	--	--	--	--	--	
TOTALS	27	1357	12	8	1	3	569	57	512	2.52	0.900	--	--	--	--	--	--	--	--	--	--	--	

*rounded MINS up if time had 30 or more seconds





GARNET HATHAWAY #9 - RW



BORN: Naples, Florida, USA
DATE: 11-23-1991
HEIGHT: 6'2"
WEIGHT: 209 lbs.
SHOOTS: Right
DRAFTED: Undrafted

CAREER STATS

SEASON	CLUB	LEA.	REGULAR SEASON					PLAYOFFS				
			GP	G	A	PTS	PIM	GP	G	A	PTS	PIM
2010-11	Brown Univ.	NCAA	31	5	9	14	42	--	--	--	--	--
2011-12	Brown Univ.	NCAA	26	3	5	8	48	--	--	--	--	--
2012-13	Brown Univ.	NCAA	33	6	15	21	47	--	--	--	--	--
2013-14	Brown Univ.	NCAA	31	6	9	15	41	--	--	--	--	--
	Abbotsford Heat	AHL	8	0	0	0	10	1	0	0	0	10
2014-15	Adirondack Flames	AHL	72	19	17	36	77	--	--	--	--	--
	TOTALS	AHL	80	19	17	36	87	1	0	0	0	10
		NCAA	121	20	38	58	178	--	--	--	--	--

Amateur Highlights: Hathaway appeared in 121 games and recorded a total of 58 points (20-38-58) and 178 penalty minutes in four seasons for Brown University (ECAC)....

Professional Highlights: Made his professional debut in the AHL for the Abbotsford Heat on 3-23-2014 vs. the Toronto Marlies in Toronto... Recorded two fights in his eight games (vs. Jamie Devane TOR 3-23-14 and vs. Wade Brookbank RFD 4-4-14)... finished his first full professional season tied second on the team in goals with 19... signed his first NHL contract with the Calgary Flames on 4/13/15 ...

2014-15 Highlights: Scored first professional goal and point on 10/25 vs. Rochester...Set AHL career high with 3 assists on 2/10/15 against Syracuse... finished tied second on the team in goals with 19.

AHL HIGHLIGHTS

FIRST

GP:	3/23/14	ABB 2 at TOR 3
Goal:	10/25/14	ADK 7 vs. RCH 3
Assist:	10/29/14	ADK 7 vs. SA 6

LONGEST PERSONAL STREAKS (Most Recent)

Goals:	2 (4x)	3/15/15 - 3/18/15 (3G)
Assists:	3 (1x)	3/4/15 - 3/7/15 (3A)
Points:	3 (2x)	3/4/15 - 3/7/15 (1-3-4)


MOST (Most Recent)

Goals	2 (2x)	4/4/15	ADK 7 at SA 3
Assists	3 (1x)	2/10/15	ADK 10 vs SYR 0
Points	3 (3x)	4/4/15	ADK 7 at SA 3 (2-1-3)
SOG	6 (1x)	4/4/15	ADK 7 at SA 3
PIM	1 (10x)	4/26/14*	ABB 2 vs. GR 7
Multi-Point Games	7	4/4/15	ADK 7 at SA 3 (2-1-3)

*Postseason Game



GARNET HATHAWAY #9 - RW




HATHAWAY VS. AHL

OPPONENT	REGULAR SEASON					PLAYOFFS				
	GP	G	A	PTS	PIM	GP	G	A	PTS	PIM
Albany	1	0	0	0	0	--	--	--	--	--
Bakersfield	0	0	0	0	0	--	--	--	--	--
Binghamton	2	2	1	3	5	--	--	--	--	--
Bridgeport	0	0	0	0	0	--	--	--	--	--
Charlotte	0	0	0	0	0	--	--	--	--	--
Chicago	2	1	1	2	4	--	--	--	--	--
Grand Rapids	2	0	0	0	0	1	0	0	0	10
Hartford	0	0	0	0	0	--	--	--	--	--
Hershey	0	0	0	0	0	--	--	--	--	--
Iowa	2	0	0	0	0	--	--	--	--	--
Lake Erie	2	0	0	0	0	--	--	--	--	--
Lehigh Valley	4	0	1	1	6	--	--	--	--	--
Manitoba	0	0	0	0	0	--	--	--	--	--
Milwaukee	2	0	0	0	0	--	--	--	--	--
Ontario	0	0	0	0	0	--	--	--	--	--
Portland	0	0	0	0	0	--	--	--	--	--
Providence	0	0	0	0	0	--	--	--	--	--
Rochester	11	5	2	7	12	--	--	--	--	--
Rockford	6	1	1	2	5	--	--	--	--	--
St. John's	0	0	0	0	0	--	--	--	--	--
San Antonio	5	4	2	6	2	--	--	--	--	--
San Diego	0	0	0	0	0	--	--	--	--	--
San Jose	0	0	0	0	0	--	--	--	--	--
Springfield	0	0	0	0	0	--	--	--	--	--
Syracuse	3	0	3	3	7	--	--	--	--	--
Texas	3	1	0	1	4	--	--	--	--	--
Toronto	9	0	4	4	9	--	--	--	--	--
Utica	13	0	0	0	23	--	--	--	--	--
W/B-Scranton	0	0	0	0	0	--	--	--	--	--
<i>Defunct Teams</i>										
Hamilton	8	3	2	5	6	--	--	--	--	--
Oklahoma City	5	2	0	2	4	--	--	--	--	--
TOTALS	80	19	17	36	87	1	0	0	0	10





MITCHELL HEARD #22 - C/LW



BORN: Bowmanville, Ontario, Canada
DATE: 3-12-1992
HEIGHT: 6'1"
WEIGHT: 201 lbs.
SHOOTS: Left
DRAFTED: 2012 NHL Entry Draft (Round 2, #41 Overall) by Colorado

CAREER STATS

SEASON	CLUB	LEA.	REGULAR SEASON					PLAYOFFS				
			GP	G	A	PTS	PIM	GP	G	A	PTS	PIM
2009-10	Plymouth Whalers	OHL	16	2	1	3	4	--	--	--	--	--
2010-11	Plymouth Whalers	OHL	66	19	29	48	67	11	1	2	3	10
2011-12	Plymouth Whalers	OHL	57	29	28	57	111	13	4	7	11	26
2012-13	Plymouth Whalers	OHL	32	17	19	36	34	14	8	5	13	37
	Lake Erie Monsters	AHL	23	1	3	4	72	--	--	--	--	--
2013-14	Lake Erie Monsters	AHL	63	4	8	12	167	--	--	--	--	--
2014-15	Lake Erie Monsters	AHL	51	6	6	12	137	--	--	--	--	--
	Fort Wayne Komets	ECHL	12	10	6	16	15	10	3	6	9	22
	TOTALS	AHL	137	11	17	28	376	--	--	--	--	--
		ECHL	12	10	6	16	15	10	3	6	9	22
		OHL	171	67	77	144	216	38	13	14	27	73

Amateur Highlights: Increased his points-per-game every season in the OHL...Finished third on the team in goals, was sixth in points and ranked second in penalty minutes (111) during the 2011-12 season... Played postseason hockey in his final three seasons and established postseason highs in goals and points every year.

Professional Highlights: Registered his first point, an assist, in his second AHL game... scored his first AHL goal on 11/16/12 against Grand Rapids... Tallied 12 points (4g/8a) with 167 penalty minutes in 63 games during his first full professional season with Lake Erie (AHL)...Finished third on the Monsters and fourth among AHL rookies in penalty minutes with 167... Signed an entry-level contract with the Colorado Avalanche on Aug. 14, 2012... signed with the Heat on July 15, 2015...

2014-15 Highlights: Matched his previous AHL high of 12 points with Lake Erie... played 12 games with the Fort Wayne Komets scoring 10 goals and registering 16 points... saw his first postseason as a pro, suiting up in 10 games for Fort Wayne, scoring 3 times and adding 6 assists.

AHL HIGHLIGHTS


FIRST		
GP:	10/12/12	LE 2 vs. OKC 1
Goal:	11/16/12	LE 5 vs. GR 6 (OT)
Assist:	10/13/12	LE 2 vs. OKC 3

LONGEST PERSONAL STREAKS (Most Recent)		
Goals:	1 (11x)	2/6/15 (1G)
Assists:	1 (16x)	4/17/15 (1A)
Points:	1 (22x)	4/17/15 (0-1-1)

MOST (Most Recent)			
Goals	2 (1x)	2/1/14	LE 3 vs. CHA 5
Assists	2 (1x)	11/15/13	LE 5 at HAM 3
Points	3 (1x)	11/15/13	LE 5 at HAM 3 (1-2-3)
SOG	5 (1x)	2/10/15	LE 1 vs. CHA 2
PIM	24 (1x)	1/25/14	LE 2 vs. HAM 6
Multi-Point Games	4	2/6/15	LE 4 vs. TOR 3 (OT) (1-1-2)



MITCHELL HEARD #22 - C/LW




HEARD VS. AHL

OPPONENT	REGULAR SEASON					PLAYOFFS				
	GP	G	A	PTS	PIM	GP	G	A	PTS	PIM
Albany	0	0	0	0	0	--	--	--	--	--
Bakersfield	0	0	0	0	0	--	--	--	--	--
Binghamton	0	0	0	0	0	--	--	--	--	--
Bridgeport	0	0	0	0	0	--	--	--	--	--
Charlotte	8	2	0	2	16	--	--	--	--	--
Chicago	7	0	1	1	11	--	--	--	--	--
Grand Rapids	11	3	0	3	4	--	--	--	--	--
Hartford	0	0	0	0	0	--	--	--	--	--
Hershey	0	0	0	0	0	--	--	--	--	--
Iowa	6	1	1	2	9	--	--	--	--	--
Lake Erie	0	0	0	0	0	--	--	--	--	--
Lehigh Valley	0	0	0	0	0	--	--	--	--	--
Manitoba	0	0	0	0	0	--	--	--	--	--
Milwaukee	10	2	1	3	49	--	--	--	--	--
Ontario	0	0	0	0	0	--	--	--	--	--
Portland	0	0	0	0	0	--	--	--	--	--
Providence	0	0	0	0	0	--	--	--	--	--
Rochester	12	0	1	1	23	--	--	--	--	--
Rockford	10	0	1	1	20	--	--	--	--	--
St. John's	0	0	0	0	0	--	--	--	--	--
San Antonio	6	0	1	1	17	--	--	--	--	--
San Diego	0	0	0	0	0	--	--	--	--	--
San Jose	0	0	0	0	0	--	--	--	--	--
Springfield	0	0	0	0	0	--	--	--	--	--
Syracuse	0	0	0	0	0	--	--	--	--	--
Texas	7	0	0	0	9	--	--	--	--	--
Toronto	15	1	2	3	40	--	--	--	--	--
Utica	7	0	1	1	13	--	--	--	--	--
W/B-Scranton	0	0	0	0	0	--	--	--	--	--
<i>Defunct Teams</i>										
Abbotsford	5	0	0	0	17	--	--	--	--	--
ADK Flames	2	0	0	0	20	--	--	--	--	--
Hamilton	17	1	6	7	66	--	--	--	--	--
Houston	2	0	0	0	20	--	--	--	--	--
Oklahoma City	12	1	2	3	42	--	--	--	--	--
TOTALS	137	11	17	28	376	--	--	--	--	--





GARET HUNT #40 - LW



BORN: Maple Ridge, British Columbia, CAN
DATE: 10-14-1987
HEIGHT: 5'9"
WEIGHT: 190 lbs.
SHOOTS: Left
DRAFTED: Undrafted

CAREER STATS

SEASON	CLUB	LEA.	REGULAR SEASON					PLAYOFFS				
			GP	G	A	PTS	PIM	GP	G	A	PTS	PIM
2004-05	Vancouver Giants	WHL	23	1	2	3	44	1	0	0	0	2
2005-06	Vancouver Giants	WHL	51	2	7	9	103	18	1	0	1	17
2006-07	Vancouver Giants	WHL	57	6	5	11	156	--	--	--	--	--
2007-08	Vancouver Giants	WHL	62	7	11	18	239	10	0	1	1	6
2008-09	Stockton Thunder	ECHL	63	5	11	16	248	13	3	0	3	22
	Springfield Falcons	AHL	1	0	0	0	2	--	--	--	--	--
2009-10	Stockton Thunder	ECHL	52	5	7	12	215	13	3	2	5	8
2010-11	Worcester Sharks	AHL	9	0	1	1	35	--	--	--	--	--
	Stockton Thunder	ECHL	60	13	17	30	248	4	0	1	1	4
2011-12	Stockton Thunder	ECHL	69	7	12	19	255	8	1	0	1	14
2012-13	Stockton Thunder	ECHL	70	7	18	25	235	23	3	10	13	25
2013-14	Stockton Thunder	ECHL	69	14	22	36	187	7	1	1	2	31
2014-15	Stockton Thunder	ECHL	58	13	8	21	269	--	--	--	--	--
	TOTALS	AHL	10	0	1	1	37	--	--	--	--	--
		ECHL	441	64	95	159	1657	68	11	14	25	104
		WHL	193	16	25	41	542	29	1	1	2	25

Amateur Highlights: Played four full seasons in the WHL with the Vancouver Giants...improved his totals in games played, goals, points and penalty minutes every year...career high 18 points in 2007-08...career total of 542 penalty minutes...played in five games at the 2005-06 Memorial Cup.

Professional Highlights: Made pro debut on 10/18/08 vs. FRE...scored a career high 36 points in 2013-14...collected the most penalty minutes in Stockton Thunder franchise history...also has most games played in Thunder franchise history.

2014-15 Highlights: Became the Stockton Thunder's all-time leader in points, surpassing Mike Lalonde...had a career high 269 penalty minutes...tied his second best ever season with 13 goals.

AHL HIGHLIGHTS

FIRST

GP:	2/7/09	HFD at SPR
Goal:	--	--
Assist:	10/9/10	WOR at BRI

LONGEST PERSONAL STREAKS (Most Recent)

Goals:	--	--
Assists:	1	10/9/10 (1A)
Points:	1	10/9/10 (0-1-1)

MOST (Most Recent)

Goals	--	--	--
Assists	1 (1x)	10/9/10	WOR at BRI
Points	1 (1x)	10/9/10	WOR at BRI
SOG	3 (1x)	10/10/10	WOR at CT
PIM	17 (1x)	10/9/10	WOR at BRI
Multi-Point Games	0	--	--



GARET HUNT #40 - LW



HUNT VS. AHL

OPPONENT	REGULAR SEASON					PLAYOFFS				
	GP	G	A	PTS	PIM	GP	G	A	PTS	PIM
Albany	1	0	0	0	0	--	--	--	--	--
Bakersfield	0	0	0	0	0	--	--	--	--	--
Binghamton	0	0	0	0	0	--	--	--	--	--
Bridgeport	1	0	1	1	17	--	--	--	--	--
Charlotte	0	0	0	0	0	--	--	--	--	--
Chicago	0	0	0	0	0	--	--	--	--	--
Grand Rapids	0	0	0	0	0	--	--	--	--	--
Hartford	1	0	0	0	2	--	--	--	--	--
Hershey	0	0	0	0	0	--	--	--	--	--
Iowa	0	0	0	0	0	--	--	--	--	--
Lake Erie	0	0	0	0	0	--	--	--	--	--
Lehigh Valley	0	0	0	0	0	--	--	--	--	--
Manitoba	0	0	0	0	0	--	--	--	--	--
Milwaukee	0	0	0	0	0	--	--	--	--	--
Ontario	0	0	0	0	0	--	--	--	--	--
Portland	0	0	0	0	0	--	--	--	--	--
Providence	1	0	0	0	0	--	--	--	--	--
Rochester	1	0	0	0	9	--	--	--	--	--
Rockford	0	0	0	0	0	--	--	--	--	--
St. John's	0	0	0	0	0	--	--	--	--	--
San Antonio	0	0	0	0	0	--	--	--	--	--
San Diego	0	0	0	0	0	--	--	--	--	--
San Jose	0	0	0	0	0	--	--	--	--	--
Springfield	0	0	0	0	0	--	--	--	--	--
Syracuse	0	0	0	0	0	--	--	--	--	--
Texas	0	0	0	0	0	--	--	--	--	--
Toronto	0	0	0	0	0	--	--	--	--	--
Utica	0	0	0	0	0	--	--	--	--	--
W/B-Scranton	0	0	0	0	0	--	--	--	--	--
<i>Defunct Teams</i>										
Connecticut	1	0	0	0	0	--	--	--	--	--
Manchester	1	0	0	0	0	--	--	--	--	--
Norfolk	3	0	0	0	9	--	--	--	--	--
TOTALS	10	0	1	1	37	--	--	--	--	--





AARON JOHNSON #45 - D

veteran



BORN: Port Hawkesbury, Nova Scotia, Canada

DATE: 4-30-1983

HEIGHT: 6'1"

WEIGHT: 205 lbs.

SHOOTS: Left

DRAFTED: 2001 NHL Entry Draft (Round 3, #85 Overall) by Columbus

SEASON	CLUB	LEA.	REGULAR SEASON					PLAYOFFS				
			GP	G	A	PTS	PIM	GP	G	A	PTS	PIM
1999-00	Rimouski Oceanic	QMJHL	63	1	14	15	57	8	0	0	0	
2000-01	Rimouski Oceanic	QMJHL	64	12	41	53	128	11	2	4	6	35
2001-02	Rimouski Oceanic	QMJHL	68	17	49	66	172	7	1	2	3	12
2002-03	Rimouski Oceanic	QMJHL	25	4	20	24	41	--	--	--	--	--
	Quebec Remparts	QMJHL	32	6	31	37	41	11	4	4	8	25
2003-04	Syracuse Crunch	AHL	49	6	15	21	83	7	2	3	5	27
	Columbus Blue Jackets	NHL	29	2	6	8	32	--	--	--	--	--
2004-05	Syracuse Crunch	AHL	77	6	17	23	140	--	--	--	--	--
2005-06	Syracuse Crunch	AHL	49	5	24	29	122	6	1	3	4	19
	Columbus Blue Jackets	NHL	26	2	6	8	23	--	--	--	--	--
2006-07	Columbus Blue Jackets	NHL	61	3	7	10	38	--	--	--	--	--
	New York Islanders	NHL	30	0	2	2	30	--	--	--	--	--
2007-08	Bridgeport Sound Tigers	AHL	2	0	0	0	0	--	--	--	--	--
	Rockford IceHogs	AHL	2	0	1	1	4	--	--	--	--	--
2008-09	Chicago Blackhawks	NHL	38	3	5	8	33	--	--	--	--	--
	Calgary Flames	NHL	22	1	2	3	19	--	--	--	--	--
2009-10	Edmonton Oilers	NHL	19	3	4	7	16	--	--	--	--	--
	Milwaukee Admirals	AHL	72	9	26	35	70	13	1	2	3	16
2010-11	Columbus Blue Jackets	NHL	56	3	13	16	26	--	--	--	--	--
	Boston Bruins	NHL	10	0	0	0	10	--	--	--	--	--
2012-13	Providence Bruins	AHL	2	0	1	1	2	--	--	--	--	--
	Hartford Wolf Pack	AHL	75	4	36	40	70	--	--	--	--	--
2013-14	Hartford Wolf Pack	AHL	75	4	36	40	70	--	--	--	--	--
	Binghamton Senators	AHL	73	6	29	35	76	--	--	--	--	--
TOTALS		QMJHL	252	40	155	195	439	37	7	10	17	72
		AHL	401	36	149	185	567	26	4	8	12	62
		NHL	291	17	45	62	227	--	--	--	--	--

Amateur Highlights: Drafted ninth overall by Rimouski Oceanic in 1999... skated four seasons with Rimouski and the Quebec Remparts compiling 195 points in 250 games... helped Rimouski to a QMJHL championship in 1999-2000... played three games during the Rimouski's Memorial Cup win in 2000... appeared in his second Memorial Cup tournament with Quebec in 2003.

2014-15 Highlights: Signed with the Binghamton Senators... scored 6 goals and added 29 assists for 35 points with the B-Sens... tied his second best AHL season in points with 35... served as the Senators captain a year after he served in the same role with Hartford.

Professional Highlights: Began his pro career in the AHL with Syracuse... made NHL debut with Columbus on 12/2/03 in a win over Anaheim... notched his first NHL point, an assist, in his second game on 12/4/03 vs. Nashville... scored his first NHL goal on 2/11/04 against Los Angeles... scored his first game winning goal in the NHL on 3/24/04 against Minnesota... signed with the New York Islanders in 2007-08 playing 30 games in the NHL and two in the AHL for Bridgeport... headed to Chicago in 2008-09 splitting time with the Blackhawks and IceHogs... traded prior to the 2009-10 season by Chicago to Calgary... played 22 games with Calgary before being sent to Edmonton for Steve Staios... that was the first ever trade between Calgary and Edmonton... established a then AHL career high of 35 points in 72 games with Milwaukee in 2010-11... returned to the Blue Jackets in 2011-12 and put up an NHL career high with 16 points... played just 12 games in 2012-13 spending 10 with Boston and two with Providence in the AHL... named a captain for the first time in his career with the Hartford Wolf Pack in 2013-14... put up a career high of 40 points in 75 games played for Hartford... served as the captain for the Binghamton Senators in 2013-14 tying his second best AHL season with 35 points...



AARON JOHNSON #45 - D

veteran



JOHNSON VS. AHL

OPPONENT	REGULAR SEASON					PLAYOFFS				
	GP	G	A	PTS	PIM	GP	G	A	PTS	PIM
Albany	15	2	7	9	14	--	--	--	--	--
Bakersfield	0	0	0	0	0	--	--	--	--	--
Binghamton	4	0	0	0	6	--	--	--	--	--
Bridgeport	15	1	6	7	13	--	--	--	--	--
Charlotte	0	0	0	0	0	--	--	--	--	--
Chicago	11	1	3	4	12	--	--	--	--	--
Grand Rapids	11	0	6	6	18	--	--	--	--	--
Hartford	1	0	0	0	0	--	--	--	--	--
Hershey	10	1	2	3	10	--	--	--	--	--
Iowa	0	0	0	0	0	--	--	--	--	--
Lake Erie	4	1	1	2	6	--	--	--	--	--
Lehigh Valley	10	1	4	5	6	--	--	--	--	--
Manitoba	7	1	3	4	14	6	1	3	4	19
Milwaukee	0	0	0	0	0	--	--	--	--	--
Ontario	0	0	0	0	0	--	--	--	--	--
Portland	9	1	6	7	12	--	--	--	--	--
Providence	6	0	3	3	6	--	--	--	--	--
Rochester	9	0	7	7	10	--	--	--	--	--
Rockford	8	1	2	3	8	--	--	--	--	--
St. John's	8	0	4	4	19	--	--	--	--	--
San Antonio	8	1	5	6	6	--	--	--	--	--
San Diego	0	0	0	0	0	--	--	--	--	--
San Jose	0	0	0	0	0	--	--	--	--	--
Springfield	15	0	9	9	14	--	--	--	--	--
Syracuse	8	1	4	5	18	--	--	--	--	--
Texas	5	0	0	0	2	6	0	1	1	8
Toronto	8	0	6	6	12	--	--	--	--	--
Utica	5	0	3	3	2	--	--	--	--	--
W/B-Scranton	16	3	2	5	33	--	--	--	--	--
<i>Defunct Teams</i>										
Abbotsford	4	0	2	2	4	--	--	--	--	--
ADK Flames	2	1	1	2	2	--	--	--	--	--
ADK Phantoms	10	0	5	5	8	--	--	--	--	--
Cleveland	6	0	2	2	10	--	--	--	--	--
Hamilton	7	3	4	7	23	--	--	--	--	--
Houston	6	1	3	4	8	7	1	1	2	10
Manchester	9	1	2	3	2	--	--	--	--	--

<i>Defunct Teams Continued</i>										
OPPONENT	REGULAR SEASON					PLAYOFFS				
	GP	G	A	PTS	PIM	GP	G	A	PTS	PIM
Norfolk	13	0	5	5	14					
Oklahoma City	6	1	2	3	0	--	--	--	--	--
Peoria	9	2	3	5	18	--	--	--	--	--
Philadelphia	3	0	1	1	4	--	--	--	--	--
Quad City	2	0	1	1	4	--	--	--	--	--
Worcester	5	0	3	3	6	--	--	--	--	--
TOTALS	275	24	117	141	344	19	2	5	7	37

* Game-by-game stats were not available prior to 2005-06. These stats do not include any previous seasons in which a player participated.

AHL HIGHLIGHTS

FIRST

GP:	N/A	N/A
Goal:	N/A	N/A
Assist:	N/A	N/A

MOST (Most Recent)

Goals	2 (1x)	12/5/10	MIL 5 at PEO 4 (OT)
Assists	3 (2x)	1/17/14	HFD 4 at ADK Phantoms 2
Points	3 (3x)	1/17/14	HFD 4 at ADK Phantoms (0-3-3)
SOG	7 (1x)	11/27/10	MIL 1 at HOU 2 (SO)
PIM	10 (2x)	3/8/15	SYR 2 at BNG 4
Multi-Point Games	25	4/3/15	LV 3 at BNG 4 (0-2-2)


LONGEST PERSONAL STREAKS (Most Recent)

Goals:	2 (3x)	3/8/15 - 3/15/15 (2G)
Assists:	5	10/26/13 - 11/8/13 (6A)
Points:	9	10/18/13 - 11/8/13 (3-10-13)



KEEGAN KANZIG #8 - D

rookie



BORN: Athabasca, Alberta, Canada
DATE: 2-26-1995
HEIGHT: 6'6"
WEIGHT: 243 lbs.
SHOOTS: Left
DRAFTED: 2013 NHL Entry Draft (Round 3, #67 Overall) by Calgary

CAREER STATS

SEASON	CLUB	LEA.	REGULAR SEASON					PLAYOFFS				
			GP	G	A	PTS	PIM	GP	G	A	PTS	PIM
2011-12	Victoria Royals	WHL	63	0	2	2	66	4	0	0	0	8
2012-13	Victoria Royals	WHL	70	0	7	7	159	6	1	0	1	10
2013-14	Victoria Royals	WHL	63	3	5	8	99	7	0	1	1	17
2014-15	Victoria Royals	WHL	21	0	6	6	51	--	--	--	--	--
	Calgary Hitmen	WHL	49	3	13	16	115	17	0	3	3	31
	TOTALS	WHL	266	6	33	39	490	34	1	4	5	66

Amateur Highlights: Played his entire junior career in the WHL... suited up in 217 games for the Victoria Royals before being traded in 2014-15 to the Calgary Hitmen... matched his career high in goals with 3... set a career high in assists (19), points (22) and PIMS (166) in 2014-15... made his deepest ever playoff run with Calgary to the Eastern Conference Finals... was the WHL's most penalized player in 2014-15.

2014-15 Highlights: Started his fourth year in the WHL with the Victoria Royals, registering 6 assists and 51 PIMS in 21 games... traded to the Calgary Hitmen on 11/20/14... matched his career high in goals with 3 and established new career highs with a combined 19 assists, 22 points and 166 PIMS... made his deepest run in the playoffs, registering 3 assists in 17 games.

AHL HIGHLIGHTS

FIRST

GP:	n/a	n/a
Goal:	n/a	n/a
Assist:	n/a	n/a

LONGEST PERSONAL STREAKS (Most Recent)


Goals:	n/a	n/a
Assists:	n/a	n/a
Points:	n/a	n/a

MOST (Most Recent)

Goals	n/a	n/a	n/a
Assists	n/a	n/a	n/a
Points	n/a	n/a	n/a
SOG	n/a	n/a	n/a
PIM	n/a	n/a	n/a
Multi-Point Games	n/a	n/a	n/a



KEEGAN KANZIG #8 - D



KANZIG VS. AHL

OPPONENT	REGULAR SEASON					PLAYOFFS				
	GP	G	A	PTS	PIM	GP	G	A	PTS	PIM
Albany	0	0	0	0	0	--	--	--	--	--
Bakersfield	0	0	0	0	0	--	--	--	--	--
Binghamton	0	0	0	0	0	--	--	--	--	--
Bridgeport	0	0	0	0	0	--	--	--	--	--
Charlotte	0	0	0	0	0	--	--	--	--	--
Chicago	0	0	0	0	0	--	--	--	--	--
Grand Rapids	0	0	0	0	0	--	--	--	--	--
Hartford	0	0	0	0	0	--	--	--	--	--
Hershey	0	0	0	0	0	--	--	--	--	--
Iowa	0	0	0	0	0	--	--	--	--	--
Lake Erie	0	0	0	0	0	--	--	--	--	--
Lehigh Valley	0	0	0	0	0	--	--	--	--	--
Manitoba	0	0	0	0	0	--	--	--	--	--
Milwaukee	0	0	0	0	0	--	--	--	--	--
Ontario	0	0	0	0	0	--	--	--	--	--
Portland	0	0	0	0	0	--	--	--	--	--
Providence	0	0	0	0	0	--	--	--	--	--
Rochester	0	0	0	0	0	--	--	--	--	--
Rockford	0	0	0	0	0	--	--	--	--	--
St. John's	0	0	0	0	0	--	--	--	--	--
San Antonio	0	0	0	0	0	--	--	--	--	--
San Diego	0	0	0	0	0	--	--	--	--	--
San Jose	0	0	0	0	0	--	--	--	--	--
Springfield	0	0	0	0	0	--	--	--	--	--
Syracuse	0	0	0	0	0	--	--	--	--	--
Texas	0	0	0	0	0	--	--	--	--	--
Toronto	0	0	0	0	0	--	--	--	--	--
Utica	0	0	0	0	0	--	--	--	--	--
W/B-Scranton	0	0	0	0	0	--	--	--	--	--
TOTALS	--	--	--	--	--	--	--	--	--	--





MICHAEL KIRKPATRICK #16 - C

rookie



BORN: North Sydney, Nova Scotia, Canada
DATE: 5-9-1990
HEIGHT: 5'11"
WEIGHT: 181 lbs.
SHOOTS: Right
DRAFTED: Undrafted

CAREER STATS

SEASON	CLUB	LEA.	REGULAR SEASON					PLAYOFFS				
			GP	G	A	PTS	PIM	GP	G	A	PTS	PIM
2007-08	Saint John Sea Dogs	QMJHL	69	14	8	22	33	14	3	4	7	2
2008-09	Saint John Sea Dogs	QMJHL	67	34	30	64	38	4	2	2	4	10
2009-10	Saint John Sea Dogs	QMJHL	67	29	54	83	38	21	15	16	31	30
2010-11	Saint John Sea Dogs	QMJHL	63	31	51	82	44	12	3	10	13	2
2011-12	St. Francis Xavier Univ.	CIS	28	15	15	30	10	3	0	0	0	4
2012-13	St. Francis Xavier Univ.	CIS	28	6	12	18	34	2	1	2	3	0
2013-14	St. Francis Xavier Univ.	CIS	24	9	11	20	6	2	1	0	1	4
2014-15	St. Francis Xavier Univ.	CIS	28	9	25	34	28	7	3	3	6	6
	TOTALS	WHL	266	6	33	39	490	34	1	4	5	66
		CIS	108	39	63	102	78	14	5	5	10	14

Amateur Highlights: Played entire junior career with the Saint John Sea Dogs... led the QMJHL in playoff points with 31 in 2009-10... won a QMJHL Championship and a Memorial Cup with Saint John in 2010-11... had a goal and 4 assists in three Memorial Cup games... was an alternate captain from 2008 to 2011... attended the Winnipeg Jets training camp in 2011... attended St. Francis Xavier University where he'd play for four seasons... totaled 102 points in 108 games in the CIS... named to the CIS (AUS) All-Rookie Team, the CIS All-Rookie Team and won the CIS (AUS) Rookie of the Year award in 2011-12... set a CIS high of 34 points in his final season and was named to the CIS (AUS) Second All-Star Team in 2014-15.

2014-15 Highlights: Suited up for 28 games with St. Francis Xavier University... had 9 goals and a CIS high of 25 assists and 34 points in his final season... had his longest CIS playoff run with 7 games... named to the CIS (AUS) Second All-Star Team.

AHL HIGHLIGHTS

FIRST

GP:	n/a	n/a
Goal:	n/a	n/a
Assist:	n/a	n/a

LONGEST PERSONAL STREAKS (Most Recent)

Goals:	n/a	n/a
Assists:	n/a	n/a
Points:	n/a	n/a

MOST (Most Recent)

Goals	n/a	n/a	n/a
Assists	n/a	n/a	n/a
Points	n/a	n/a	n/a
SOG	n/a	n/a	n/a
PIM	n/a	n/a	n/a
Multi-Point Games	n/a	n/a	n/a



MICHAEL KIRKPATRICK #16 - C



KIRKPATRICK VS. AHL

OPPONENT	REGULAR SEASON					PLAYOFFS				
	GP	G	A	PTS	PIM	GP	G	A	PTS	PIM
Albany	0	0	0	0	0	--	--	--	--	--
Bakersfield	0	0	0	0	0	--	--	--	--	--
Binghamton	0	0	0	0	0	--	--	--	--	--
Bridgeport	0	0	0	0	0	--	--	--	--	--
Charlotte	0	0	0	0	0	--	--	--	--	--
Chicago	0	0	0	0	0	--	--	--	--	--
Grand Rapids	0	0	0	0	0	--	--	--	--	--
Hartford	0	0	0	0	0	--	--	--	--	--
Hershey	0	0	0	0	0	--	--	--	--	--
Iowa	0	0	0	0	0	--	--	--	--	--
Lake Erie	0	0	0	0	0	--	--	--	--	--
Lehigh Valley	0	0	0	0	0	--	--	--	--	--
Manitoba	0	0	0	0	0	--	--	--	--	--
Milwaukee	0	0	0	0	0	--	--	--	--	--
Ontario	0	0	0	0	0	--	--	--	--	--
Portland	0	0	0	0	0	--	--	--	--	--
Providence	0	0	0	0	0	--	--	--	--	--
Rochester	0	0	0	0	0	--	--	--	--	--
Rockford	0	0	0	0	0	--	--	--	--	--
St. John's	0	0	0	0	0	--	--	--	--	--
San Antonio	0	0	0	0	0	--	--	--	--	--
San Diego	0	0	0	0	0	--	--	--	--	--
San Jose	0	0	0	0	0	--	--	--	--	--
Springfield	0	0	0	0	0	--	--	--	--	--
Syracuse	0	0	0	0	0	--	--	--	--	--
Texas	0	0	0	0	0	--	--	--	--	--
Toronto	0	0	0	0	0	--	--	--	--	--
Utica	0	0	0	0	0	--	--	--	--	--
W/B-Scranton	0	0	0	0	0	--	--	--	--	--
TOTALS	--	--	--	--	--	--	--	--	--	--





MORGAN KLIMCHUK #18 - LW

Rookie



BORN: Regina, Saskatchewan, Canada
DATE: 3-2-1995
HEIGHT: 5'11"
WEIGHT: 185 lbs.
SHOOTS: Left
DRAFTED: 2013 NHL Entry Draft (Round 1, #28 Overall) by Calgary

CAREER STATS

SEASON	CLUB	LEA.	REGULAR SEASON					PLAYOFFS				
			GP	G	A	PTS	PIM	GP	G	A	PTS	PIM
2010-11	Regina Pats	WHL	5	0	1	1	0	--	--	--	--	--
2011-12	Regina Pats	WHL	67	18	18	36	27	5	0	1	1	2
2012-13	Regina Pats	WHL	72	36	40	76	20	--	--	--	--	--
2013-14	Regina Pats	WHL	57	30	44	74	27	4	3	2	5	2
	Abbotsford Heat	AHL	4	0	0	0	4	--	--	--	--	--
2014-15	Regina Pats	WHL	27	14	16	30	12	--	--	--	--	--
	Brandon Wheat Kings	WHL	33	20	30	50	12	13	3	10	13	2
	TOTALS	AHL	4	0	0	0	4	--	--	--	--	--
		WHL	261	118	149	267	98	22	6	13	19	6

Amateur Highlights: Selected by Regina in the first round, fifth overall in the 2010 WHL Bantam draft... ranked by NHL Central Scouting Bureau as the 25th best prospect in North America during his draft year... invited to play in the CHL's Top Prospect Game in 2013... traded to Brandon in 2014-15.

Professional Highlights: Skated his first four pro games with the Abbotsford Heat during the end of the 2013-14 season... got on the AHL score-sheet during his final two games with Abbotsford by getting called for minor penalties in both games...

2014-15 Highlights: Second season serving as an alternate captain in Regina... scored 30 points in 27 games with Regina before being traded to the Brandon Wheat Kings... scored 20 goals and added 30 assists in just 33 games with Brandon... went a point-per-game in the postseason, scoring 13 points in 13 games... finished the year with 80 points in 60 games putting him in the top-20 (19) for points in the WHL.

AHL HIGHLIGHTS

FIRST

GP:	4/11/14	ABB 3 vs. OKC 2
Goal:	n/a	n/a
Assist:	n/a	n/a

LONGEST PERSONAL STREAKS (Most Recent)

Goals:	n/a	n/a
Assists:	n/a	n/a
Points:	n/a	n/a

MOST (Most Recent)

Goals	0	n/a	n/a
Assists	0	n/a	n/a
Points	0	n/a	n/a
SOG	2 (1x)	4/19/14	ABB 4 at TEX 3
PIM	2 (2x)	4/19/14	ABB 4 at TEX 3
Multi-Point Games	0	n/a	n/a



MORGAN KLIMCHUK #18 - LW

Rookie



KLIMCHUK VS. AHL

OPPONENT	REGULAR SEASON					PLAYOFFS				
	GP	G	A	PTS	PIM	GP	G	A	PTS	PIM
Albany	0	0	0	0	0	--	--	--	--	--
Bakersfield	0	0	0	0	0	--	--	--	--	--
Binghamton	0	0	0	0	0	--	--	--	--	--
Bridgeport	0	0	0	0	0	--	--	--	--	--
Charlotte	0	0	0	0	0	--	--	--	--	--
Chicago	0	0	0	0	0	--	--	--	--	--
Grand Rapids	0	0	0	0	0	--	--	--	--	--
Hartford	0	0	0	0	0	--	--	--	--	--
Hershey	0	0	0	0	0	--	--	--	--	--
Iowa	0	0	0	0	0	--	--	--	--	--
Lake Erie	0	0	0	0	0	--	--	--	--	--
Lehigh Valley	0	0	0	0	0	--	--	--	--	--
Manitoba	0	0	0	0	0	--	--	--	--	--
Milwaukee	0	0	0	0	0	--	--	--	--	--
Ontario	0	0	0	0	0	--	--	--	--	--
Portland	0	0	0	0	0	--	--	--	--	--
Providence	0	0	0	0	0	--	--	--	--	--
Rochester	0	0	0	0	0	--	--	--	--	--
Rockford	0	0	0	0	0	--	--	--	--	--
St. John's	0	0	0	0	0	--	--	--	--	--
San Antonio	1	0	0	0	2	--	--	--	--	--
San Diego	0	0	0	0	0	--	--	--	--	--
San Jose	0	0	0	0	0	--	--	--	--	--
Springfield	0	0	0	0	0	--	--	--	--	--
Syracuse	0	0	0	0	0	--	--	--	--	--
Texas	1	0	0	0	2	--	--	--	--	--
Toronto	0	0	0	0	0	--	--	--	--	--
Utica	0	0	0	0	0	--	--	--	--	--
W/B-Scranton	0	0	0	0	0	--	--	--	--	--
<i>Defunct Teams</i>										
Oklahoma City	2	0	0	0	0	--	--	--	--	--
TOTALS	4	0	0	0	4	--	--	--	--	--





OLIVER KYLINGTON #4 - D

Rookie



BORN: Stony Plain, Alberta, Canada
DATE: 1-6-1994
HEIGHT: 6'1"
WEIGHT: 185 lbs.
SHOOTS: Left
DRAFTED: 2015 NHL Entry Draft (Round 2, #60 Overall) by Calgary

CAREER STATS

SEASON	CLUB	LEA.	REGULAR SEASON					PLAYOFFS				
			GP	G	A	PTS	PIM	GP	G	A	PTS	PIM
2012-13	Sodertalje SK J20	SWE-Jr (U20)	39	3	10	13	12	3	0	1	1	0
2013-14	Farjestad BK J20	SWE-Jr (U20)	21	5	16	21	22	2	3	0	3	0
	Farjestad BK	SWE-1	32	2	4	6	6	12	0	2	2	2
2014-15	Farjestad BK J20	SWE-Jr (U20)	10	4	3	7	2	6	0	5	5	6
	Farjestad BK	SWE-1	18	2	3	5	4	--	--	--	--	--
	AIK	SWE-2	17	4	3	7	6	--	--	--	--	--
	TOTALS	SWE-1	50	4	7	11	10	12	0	2	2	2
		SWE-2	17	4	3	7	6	--	--	--	--	--
		SWE-Jr (U20)	70	12	29	41	36	11	3	6	9	6

Amateur Highlights: Began playing U18 juniors in Sweden as a 14-year-old in 2011-12...moved teams in 2012-13 and suited up for Sodertalje SK's U16, U18 and finally their U20 team, spending the majority of the season in the top Swedish junior league... continued in junior hockey for the next two seasons while also splitting time as a pro... was ranked as the top ranked international skater in the Central Scouting midterm rankings and ended up as the sixth best European skater in the final rankings.

Professional Highlights: Made his pro debut in the SHL with Farjestad in 2013-14... registered 6 points in 32 games during his first season as a pro... began 2014-15 with Farjestad skating in 18 games before being loaned to AIK in Sweden's second division... registered 7 points in 17 games with AIK... signed an entry level deal with Calgary on 7/15/15...

2014-15 Highlights: Skated in 18 games in the SHL registering 5 points along with scoring 7 points in 10 games at the U20 level before being loaned from Farjestad BK to AIK in the Allsvenskan... suffered a midseason injury that kept him off of Sweden's World Junior Team... played 17 games and scored 4 goals and notched 7 points in Sweden's second highest level of hockey.

AHL HIGHLIGHTS

FIRST

GP:	n/a	n/a
Goal:	n/a	n/a
Assist:	n/a	n/a

LONGEST PERSONAL STREAKS (Most Recent)

Goals:	n/a	n/a
Assists:	n/a	n/a
Points:	n/a	n/a


MOST (Most Recent)

Goals	0	n/a	n/a
Assists	0	n/a	n/a
Points	0	n/a	n/a
SOG	0	n/a	n/a
PIM	0	n/a	n/a
Multi-Point Games	0	n/a	n/a



OLIVER KYLINGTON #4 - D

Rookie



KYLINGTON VS. AHL

OPPONENT	REGULAR SEASON					PLAYOFFS				
	GP	G	A	PTS	PIM	GP	G	A	PTS	PIM
Albany	0	0	0	0	0	--	--	--	--	--
Bakersfield	0	0	0	0	0	--	--	--	--	--
Binghamton	0	0	0	0	0	--	--	--	--	--
Bridgeport	0	0	0	0	0	--	--	--	--	--
Charlotte	0	0	0	0	0	--	--	--	--	--
Chicago	0	0	0	0	0	--	--	--	--	--
Grand Rapids	0	0	0	0	0	--	--	--	--	--
Hartford	0	0	0	0	0	--	--	--	--	--
Hershey	0	0	0	0	0	--	--	--	--	--
Iowa	0	0	0	0	0	--	--	--	--	--
Lake Erie	0	0	0	0	0	--	--	--	--	--
Lehigh Valley	0	0	0	0	0	--	--	--	--	--
Manitoba	0	0	0	0	0	--	--	--	--	--
Milwaukee	0	0	0	0	0	--	--	--	--	--
Ontario	0	0	0	0	0	--	--	--	--	--
Portland	0	0	0	0	0	--	--	--	--	--
Providence	0	0	0	0	0	--	--	--	--	--
Rochester	0	0	0	0	0	--	--	--	--	--
Rockford	0	0	0	0	0	--	--	--	--	--
St. John's	0	0	0	0	0	--	--	--	--	--
San Antonio	0	0	0	0	0	--	--	--	--	--
San Diego	0	0	0	0	0	--	--	--	--	--
San Jose	0	0	0	0	0	--	--	--	--	--
Springfield	0	0	0	0	0	--	--	--	--	--
Syracuse	0	0	0	0	0	--	--	--	--	--
Texas	0	0	0	0	0	--	--	--	--	--
Toronto	0	0	0	0	0	--	--	--	--	--
Utica	0	0	0	0	0	--	--	--	--	--
W/B-Scranton	0	0	0	0	0	--	--	--	--	--
TOTALS	0	0	0	0	0	--	--	--	--	--





RYAN LOMBERG #32 - LW

rookie



BORN: Richmond Hill, Ontario, Canada
DATE: 12-9-1994
HEIGHT: 5'10"
WEIGHT: 181 lbs.
SHOOTS: Left
DRAFTED: Undrafted

CAREER STATS

SEASON	CLUB	LEA.	REGULAR SEASON					PLAYOFFS				
			GP	G	A	PTS	PIM	GP	G	A	PTS	PIM
2011-12	Muskegon Lumberjacks	USHL	52	22	18	40	154	--	--	--	--	--
2012-13	University of Maine	NCAA	32	7	7	14	42	--	--	--	--	--
2013-14	University of Maine	NCAA	34	11	7	18	40	--	--	--	--	--
2014-15	Youngstown Phantoms	USHL	46	24	19	43	146	4	1	1	2	6
	TOTALS	NCAA	66	18	14	32	82	--	--	--	--	--
		USHL	98	46	37	83	300	4	1	1	2	6

Amateur Highlights: Began amateur career in the USHL with the Muskegon Lumberjacks... had 22 goals and 40 points in his first season in the USHL... transitioned to the NCAA with the University of Maine where he spent the next two seasons totalling 32 points in 66 games played... moved back to the USHL with the Youngstown Phantoms and established new amateur highs with 24 goals, 19 assists and 43 points... had two points in the USHL playoffs... committed to Miami University (OH) but opted to turn pro.

2014-15 Highlights: Established amateur highs with the Youngstown Phantoms in goals (24), assists (19) and points (43)... was fifth on the team in points and first in PIMS (146)... committed to Miami University (OH) after the season but opted to turn pro with the Heat.

AHL HIGHLIGHTS

FIRST

GP:	n/a	n/a
Goal:	n/a	n/a
Assist:	n/a	n/a

LONGEST PERSONAL STREAKS (Most Recent)

Goals:	n/a	n/a
Assists:	n/a	n/a
Points:	n/a	n/a


MOST (Most Recent)

Goals	n/a	n/a	n/a
Assists	n/a	n/a	n/a
Points	n/a	n/a	n/a
SOG	n/a	n/a	n/a
PIM	n/a	n/a	n/a
Multi-Point Games	n/a	n/a	n/a



RYAN LOMBERG #32 - LW

rookie



LOMBERG VS. AHL


OPPONENT	REGULAR SEASON					PLAYOFFS				
	GP	G	A	PTS	PIM	GP	G	A	PTS	PIM
Albany	0	0	0	0	0	--	--	--	--	--
Bakersfield	0	0	0	0	0	--	--	--	--	--
Binghamton	0	0	0	0	0	--	--	--	--	--
Bridgeport	0	0	0	0	0	--	--	--	--	--
Charlotte	0	0	0	0	0	--	--	--	--	--
Chicago	0	0	0	0	0	--	--	--	--	--
Grand Rapids	0	0	0	0	0	--	--	--	--	--
Hartford	0	0	0	0	0	--	--	--	--	--
Hershey	0	0	0	0	0	--	--	--	--	--
Iowa	0	0	0	0	0	--	--	--	--	--
Lake Erie	0	0	0	0	0	--	--	--	--	--
Lehigh Valley	0	0	0	0	0	--	--	--	--	--
Manitoba	0	0	0	0	0	--	--	--	--	--
Milwaukee	0	0	0	0	0	--	--	--	--	--
Ontario	0	0	0	0	0	--	--	--	--	--
Portland	0	0	0	0	0	--	--	--	--	--
Providence	0	0	0	0	0	--	--	--	--	--
Rochester	0	0	0	0	0	--	--	--	--	--
Rockford	0	0	0	0	0	--	--	--	--	--
St. John's	0	0	0	0	0	--	--	--	--	--
San Antonio	0	0	0	0	0	--	--	--	--	--
San Diego	0	0	0	0	0	--	--	--	--	--
San Jose	0	0	0	0	0	--	--	--	--	--
Springfield	0	0	0	0	0	--	--	--	--	--
Syracuse	0	0	0	0	0	--	--	--	--	--
Texas	0	0	0	0	0	--	--	--	--	--
Toronto	0	0	0	0	0	--	--	--	--	--
Utica	0	0	0	0	0	--	--	--	--	--
W/B-Scranton	0	0	0	0	0	--	--	--	--	--
TOTALS	--	--	--	--	--	--	--	--	--	--





LOUICK MARCOTTE # - C

rookie



BORN: Longueuil, Quebec, Canada
DATE: 1-7-1994
HEIGHT: 6'1"
WEIGHT: 196 lbs.
SHOOTS: Right
DRAFTED: Undrafted

CAREER STATS

SEASON	CLUB	LEA.	REGULAR SEASON					PLAYOFFS				
			GP	G	A	PTS	PIM	GP	G	A	PTS	PIM
2010-11	Prince Edward Island Rocket	QMJHL	20	2	1	3	8	--	--	--	--	--
2011-12	Prince Edward Island Rocket	QMJHL	64	12	10	22	53	--	--	--	--	--
2012-13	Prince Edward Island Rocket	QMJHL	63	27	27	54	62	6	0	2	2	4
2013-14	Val-d'Or Foreurs	QMJHL	67	42	58	100	47	24	12	25	37	12
2014-15	Gatineau Olympiques	QMJHL	63	36	40	76	69	10	1	2	3	8
	TOTALS	QMJHL	277	119	136	255	239	40	13	29	42	24

Amateur Highlights: Began his junior career with PEI Rocket... improved his goals and assists every year during his first four seasons... traded to Val-d'Or prior to the 2013-14 season... was one of five players to register over 100 points in the QMJHL in 2013-14... finished second on Val-d'Or in points (Anthony Mantha)... helped Val-d'Or to a QMJHL Championship and a berth in the Memorial Cup... traded prior to the 2014-15 season and spent his overage year with the Gatineau Olympiques... led Gatineau with 76 points... served as a member of Gatineau's leadership group.

2014-15 Highlights: Traded by Val-d'Or before the season began to the Gatineau Olympiques... scored 36 goals and added 40 assists and led his team with 76 points... added three points in 10 games during the QMJHL playoffs... was the first ever signed player to the Stockton Heat.

AHL HIGHLIGHTS


FIRST		
GP:	n/a	n/a
Goal:	n/a	n/a
Assist:	n/a	n/a

LONGEST PERSONAL STREAKS (Most Recent)		
Goals:	n/a	n/a
Assists:	n/a	n/a
Points:	n/a	n/a

MOST (Most Recent)			
Goals	n/a	n/a	n/a
Assists	n/a	n/a	n/a
Points	n/a	n/a	n/a
SOG	n/a	n/a	n/a
PIM	n/a	n/a	n/a
Multi-Point Games	n/a	n/a	n/a



LOUICK MARCOTTE # - C



MARCOTTE VS. AHL

OPPONENT	REGULAR SEASON					PLAYOFFS				
	GP	G	A	PTS	PIM	GP	G	A	PTS	PIM
Albany	0	0	0	0	0	--	--	--	--	--
Bakersfield	0	0	0	0	0	--	--	--	--	--
Binghamton	0	0	0	0	0	--	--	--	--	--
Bridgeport	0	0	0	0	0	--	--	--	--	--
Charlotte	0	0	0	0	0	--	--	--	--	--
Chicago	0	0	0	0	0	--	--	--	--	--
Grand Rapids	0	0	0	0	0	--	--	--	--	--
Hartford	0	0	0	0	0	--	--	--	--	--
Hershey	0	0	0	0	0	--	--	--	--	--
Iowa	0	0	0	0	0	--	--	--	--	--
Lake Erie	0	0	0	0	0	--	--	--	--	--
Lehigh Valley	0	0	0	0	0	--	--	--	--	--
Manitoba	0	0	0	0	0	--	--	--	--	--
Milwaukee	0	0	0	0	0	--	--	--	--	--
Ontario	0	0	0	0	0	--	--	--	--	--
Portland	0	0	0	0	0	--	--	--	--	--
Providence	0	0	0	0	0	--	--	--	--	--
Rochester	0	0	0	0	0	--	--	--	--	--
Rockford	0	0	0	0	0	--	--	--	--	--
St. John's	0	0	0	0	0	--	--	--	--	--
San Antonio	0	0	0	0	0	--	--	--	--	--
San Diego	0	0	0	0	0	--	--	--	--	--
San Jose	0	0	0	0	0	--	--	--	--	--
Springfield	0	0	0	0	0	--	--	--	--	--
Syracuse	0	0	0	0	0	--	--	--	--	--
Texas	0	0	0	0	0	--	--	--	--	--
Toronto	0	0	0	0	0	--	--	--	--	--
Utica	0	0	0	0	0	--	--	--	--	--
W/B-Scranton	0	0	0	0	0	--	--	--	--	--
TOTALS	--	--	--	--	--	--	--	--	--	--





KENNEY MORRISON #7 - D

Rookie



BORN: Lloydminster, Alberta, Canada
DATE: 2-17-1992
HEIGHT: 6'2"
WEIGHT: 209 lbs.
SHOOTS: Right
DRAFTED: Undrafted

CAREER STATS

SEASON	CLUB	LEA.	REGULAR SEASON					PLAYOFFS				
			GP	G	A	PTS	PIM	GP	G	A	PTS	PIM
2011-12	Omaha Lancers	USHL	57	15	19	34	44	3	0	0	0	0
2012-13	Western Michigan Uni.	NCAA	38	7	13	20	32	--	--	--	--	--
2013-14	Western Michigan Uni.	NCAA	40	4	15	19	83	--	--	--	--	--
2014-15	Western Michigan Uni.	NCAA	37	5	10	15	36	--	--	--	--	--
	Adirondack Flames	AHL	10	2	4	6	4	--	--	--	--	--
	TOTALS	AHL	10	2	4	6	4	--	--	--	--	--
		NCAA	115	16	38	54	151	--	--	--	--	--
		USHL	57	15	19	34	44	3	0	0	0	0

Amateur Highlights: Registered 34 points in his first and only season with the USHL's Omaha Lancers... led the USHL in goals among defenseman with 15... Skated three seasons in the NCAA recording 115 games and 54 points... named to the CCHA's All-Rookie Team in 2012-13.

Professional Highlights: Signed with the Calgary Flames on 3/19/15... made his pro debut on 3/28/15 against Oklahoma City and registered a goal and two assists... finished the limited time with 6 points in 10 games...

2014-15 Highlights: Scored 15 points in 37 games with Western Michigan... signed with the Calgary Flames on 3/19/15... had a goal and two assists in his pro debut against Oklahoma City... also registered his first multi-point game of his pro career... had points in back-to-back efforts in his first two pro games... had 6 points in 10 games with Adirondack.

AHL HIGHLIGHTS

FIRST

GP:	3/28/15	ADK 7 vs. OKC 3
Goal:	3/28/15	ADK 7 vs. OKC 3
Assist:	3/28/15	ADK 7 vs. OKC 3

LONGEST PERSONAL STREAKS (Most Recent)

Goals:	1 (2x)	4/11/15 (1G)
Assists:	2 (1x)	3/28/15 - 4/1/15 (3A)
Points:	2 (1x)	3/28/15 - 4/1/15 (1-3-4)

MOST (Most Recent)

Goals	1 (2x)	4/11/15	ADK 2 vs. LE 5
Assists	2 (1x)	3/28/15	ADK 7 vs. OKC 3
Points	3 (1x)	3/28/15	ADK 7 vs. OKC 3 (1-2-3)
SOG	5 (1x)	4/4/15	ADK 7 at SA 3
PIM	2 (2x)	4/17/15	ADK 5 at SYR 4 (OT)
Multi-Point Games	1	3/28/15	ADK 7 vs. OKC 3 (1-2-3)



KENNEY MORRISON #7 - D

Rookie



MORRISON VS. AHL


OPPONENT	REGULAR SEASON					PLAYOFFS				
	GP	G	A	PTS	PIM	GP	G	A	PTS	PIM
Albany	0	0	0	0	0	--	--	--	--	--
Bakersfield	0	0	0	0	0	--	--	--	--	--
Binghamton	0	0	0	0	0	--	--	--	--	--
Bridgeport	0	0	0	0	0	--	--	--	--	--
Charlotte	0	0	0	0	0	--	--	--	--	--
Chicago	0	0	0	0	0	--	--	--	--	--
Grand Rapids	0	0	0	0	0	--	--	--	--	--
Hartford	0	0	0	0	0	--	--	--	--	--
Hershey	0	0	0	0	0	--	--	--	--	--
Iowa	0	0	0	0	0	--	--	--	--	--
Lake Erie	2	1	0	1	2	--	--	--	--	--
Lehigh Valley	0	0	0	0	0	--	--	--	--	--
Manitoba	0	0	0	0	0	--	--	--	--	--
Milwaukee	0	0	0	0	0	--	--	--	--	--
Ontario	0	0	0	0	0	--	--	--	--	--
Portland	0	0	0	0	0	--	--	--	--	--
Providence	0	0	0	0	0	--	--	--	--	--
Rochester	0	0	0	0	0	--	--	--	--	--
Rockford	0	0	0	0	0	--	--	--	--	--
St. John's	0	0	0	0	0	--	--	--	--	--
San Antonio	2	0	1	1	0	--	--	--	--	--
San Diego	0	0	0	0	0	--	--	--	--	--
San Jose	0	0	0	0	0	--	--	--	--	--
Springfield	0	0	0	0	0	--	--	--	--	--
Syracuse	1	0	0	0	2	--	--	--	--	--
Texas	1	0	1	1	0	--	--	--	--	--
Toronto	1	0	0	0	0	--	--	--	--	--
Utica	2	0	0	0	0	--	--	--	--	--
W/B-Scranton	0	0	0	0	0	--	--	--	--	--
<i>Defunct Teams</i>										
Oklahoma City	1	1	2	3	0	--	--	--	--	--
TOTALS	10	2	4	6	4	--	--	--	--	--





JAKUB NAKLADAL #33 - D

veteran



BORN: Hradec Kralove, Czech Republic
DATE: 12-30-1987
HEIGHT: 6'2"
WEIGHT: 198 lbs.
SHOOTS: Right
DRAFTED: Undrafted

CAREER STATS

SEASON	CLUB	LEA.	REGULAR SEASON					PLAYOFFS				
			GP	G	A	PTS	PIM	GP	G	A	PTS	PIM
2004-05	HC Pardubice U20	CZE-Jr	40	4	13	17	50	2	0	0	0	34
2005-06	HC Pardubice U20	CZE-Jr	45	2	7	9	89	--	--	--	--	--
2006-07	HC Pardubice U20	CZE-Jr	32	7	15	22	104	--	--	--	--	--
	HC Pardubice	CZE-1	1	0	0	0	0	--	--	--	--	--
	HC Berounsti Medvedi	CZE-2	12	0	5	5	20	--	--	--	--	--
2007-08	HC Pardubice	CZE-1	14	1	2	3	20	--	--	--	--	--
	HC Vrchlabi	CZE-2	11	0	1	1	6	--	--	--	--	--
2008-09	HC Pardubice	CZE-1	44	2	7	9	38	--	--	--	--	--
	HC Chrudim	CZE-2	3	0	0	0	4	1	0	0	0	2
2009-10	HC Pardubice	CZE-1	45	6	9	15	58	13	1	3	4	26
2010-11	HC Pardubice	CZE-1	45	5	6	11	32	9	1	2	3	18
2011-12	HC Pardubice	CZE-1	12	2	3	5	4	--	--	--	--	--
	Salavat Yulaev Ufa	KHL	32	1	7	8	30	6	1	0	1	20
2012-13	Spartak Moskva	KHL	37	0	4	4	26	--	--	--	--	--
	HC Lev Praha	KHL	14	1	4	5	8	4	0	0	0	2
2013-14	HC Lev Praha	KHL	34	0	3	3	26	21	0	3	3	14
2014-15	TPS	FIN-1	50	3	12	15	63	--	--	--	--	--
	TOTALS	KHL	117	2	18	20	90	31	1	3	4	36
		FIN-1	50	3	12	15	63	--	--	--	--	--
		CZE-1	161	16	27	43	152	22	2	5	7	44
		CZE-2	26	0	6	6	30	1	0	0	0	2
		CZE-Jr	117	13	35	48	243	2	0	0	0	34

Amateur Highlights:
 Skated for parts of three seasons with HC Pardubice's U20 team registering 48 points in 117 games.

Professional Highlights:
 Made his pro debut in 2006-07... split his first three seasons pro between the top and second divisions in Czech... was named the best defenseman in 2009-10 and also helped his team to an Extraliga Championship... won a World Championship Bronze Medal in 2011-12... signed with the Calgary Flames on 5/19/15...

2014-15 Highlights:
 Moved to TPS in Finland... skated 50 games recording 3 goals and 12 assists... played 8 games for TPS in the Champions Hockey League recording a single assist... played a total of 33 games for the Czech Republic putting up 10 assists... had five of those assists come during the World Championships.

AHL HIGHLIGHTS

FIRST

GP:	n/a	n/a
Goal:	n/a	n/a
Assist:	n/a	n/a

LONGEST PERSONAL STREAKS (Most Recent)

Goals:	n/a	n/a
Assists:	n/a	n/a
Points:	n/a	n/a


MOST (Most Recent)

Goals	0	n/a	n/a
Assists	0	n/a	n/a
Points	0	n/a	n/a
SOG	0	n/a	n/a
PIM	0	n/a	n/a
Multi-Point Games	0	n/a	n/a



JAKUB NAKLADAL #33 - D

veteran



NAKLADAL VS. AHL


OPPONENT	REGULAR SEASON					PLAYOFFS				
	GP	G	A	PTS	PIM	GP	G	A	PTS	PIM
Albany	0	0	0	0	0	--	--	--	--	--
Bakersfield	0	0	0	0	0	--	--	--	--	--
Binghamton	0	0	0	0	0	--	--	--	--	--
Bridgeport	0	0	0	0	0	--	--	--	--	--
Charlotte	0	0	0	0	0	--	--	--	--	--
Chicago	0	0	0	0	0	--	--	--	--	--
Grand Rapids	0	0	0	0	0	--	--	--	--	--
Hartford	0	0	0	0	0	--	--	--	--	--
Hershey	0	0	0	0	0	--	--	--	--	--
Iowa	0	0	0	0	0	--	--	--	--	--
Lake Erie	0	0	0	0	0	--	--	--	--	--
Lehigh Valley	0	0	0	0	0	--	--	--	--	--
Manitoba	0	0	0	0	0	--	--	--	--	--
Milwaukee	0	0	0	0	0	--	--	--	--	--
Ontario	0	0	0	0	0	--	--	--	--	--
Portland	0	0	0	0	0	--	--	--	--	--
Providence	0	0	0	0	0	--	--	--	--	--
Rochester	0	0	0	0	0	--	--	--	--	--
Rockford	0	0	0	0	0	--	--	--	--	--
St. John's	0	0	0	0	0	--	--	--	--	--
San Antonio	0	0	0	0	0	--	--	--	--	--
San Diego	0	0	0	0	0	--	--	--	--	--
San Jose	0	0	0	0	0	--	--	--	--	--
Springfield	0	0	0	0	0	--	--	--	--	--
Syracuse	0	0	0	0	0	--	--	--	--	--
Texas	0	0	0	0	0	--	--	--	--	--
Toronto	0	0	0	0	0	--	--	--	--	--
Utica	0	0	0	0	0	--	--	--	--	--
W/B-Scranton	0	0	0	0	0	--	--	--	--	--
TOTALS	0	0	0	0	0	--	--	--	--	--





COLTON ORR #33 - RW

veteran



BORN: Winnipeg, Manitoba
DATE: 3-3-1982
HEIGHT: 6'3"
WEIGHT: 223 lbs.
SHOOTS: Right
DRAFTED: Undrafted

CAREER STATS

SEASON	CLUB	LEA.	REGULAR SEASON					PLAYOFFS				
			GP	G	A	PTS	PIM	GP	G	A	PTS	PIM
1998-99	Swift Current Broncos	WHL	2	0	0	0	0	--	--	--	--	--
1999-00	Swift Current Broncos	WHL	61	3	2	5	130	12	1	0	1	25
2000-01	Swift Current Broncos	WHL	19	0	4	4	67	--	--	--	--	--
	Kamloops Blazers	WHL	41	8	1	9	179	3	0	0	0	20
2001-02	Kamloops Blazers	WHL	1	0	0	0	7	2	0	0	0	2
2002-03	Kamloops Blazers	WHL	3	2	0	2	17	--	--	--	--	--
	Regina Pats	WHL	37	6	2	8	170	3	0	0	0	19
	Providence Bruins	WHL	1	0	0	0	7	--	--	--	--	--
2003-04	Boston Bruins	NHL	1	0	0	0	0	--	--	--	--	--
	Providence Bruins	AHL	64	1	4	5	257	2	0	0	0	9
2004-05	Providence Bruins	AHL	61	1	6	7	279	17	1	0	1	44
2005-06	Boston Bruins	NHL	20	0	0	0	27	--	--	--	--	--
	New York Rangers	NHL	15	0	1	1	44	1	0	0	0	2
2006-07	New York Rangers	NHL	53	2	1	3	126	4	0	0	0	12
2007-08	New York Rangers	NHL	74	1	1	2	159	2	0	0	0	0
2008-09	New York Rangers	NHL	82	1	4	5	193	5	0	0	0	16
2009-10	Toronto Maple Leafs	NHL	82	4	2	6	239	--	--	--	--	--
2010-11	Toronto Maple Leafs	NHL	46	2	0	2	128	--	--	--	--	--
2011-12	Toronto Maple Leafs	NHL	5	1	0	1	5	--	--	--	--	--
	Toronto Marlies	AHL	26	1	0	1	46	8	0	0	0	9
2012-13	Toronto Maple Leafs	NHL	44	1	3	4	155	7	0	0	0	18
2013-14	Toronto Maple Leafs	NHL	54	0	0	0	110	--	--	--	--	--
2014-15	Toronto Maple Leafs	NHL	1	0	0	0	0	--	--	--	--	--
	Toronto Marlies	AHL	14	0	0	0	4	--	--	--	--	--
	TOTALS	NHL	477	12	12	24	1186	19	0	0	0	48
		AHL	166	3	10	13	593	27	1	0	1	62
		WHL	164	19	9	28	570	20	1	0	1	66

Amateur Highlights:
 Traded to Kamloops (WHL) by Swift Current (WHL) for Paul Diniset and Kamloops' 3rd round choice (Kyle Moir) in 2001 WHL Bantam Draft, November 24, 2000. Signed as a free agent by Boston, September 19, 2001.


Professional Highlights: Made his pro debut in 2006-07... split his first three seasons pro between the top and second divisions in Czech... was named the best defenseman in 2009-10 and also helped his team to an Extraliga Championship... won a World Championship Bronze Medal in 2011-12... signed with the Calgary Flames on 5/19/15...is currently ranked 9th among active players with 1,186 career penalty minutes.

2014-15 Highlights: Held pointless in 14 regular season games with the Toronto Marlies (AHL)...was recalled by the Maple Leafs on Apr. 9.



COLTON ORR #28 - RW

veteran



ORR VS. AHL

OPPONENT	REGULAR SEASON					PLAYOFFS				
	GP	G	A	PTS	PIM	GP	G	A	PTS	PIM
Albany	0	0	0	0	0	--	--	--	--	--
Bakersfield	0	0	0	0	0	--	--	--	--	--
Binghamton	1	0	0	0	0	--	--	--	--	--
Bridgeport	0	0	0	0	0	--	--	--	--	--
Charlotte	0	0	0	0	0	--	--	--	--	--
Chicago	1	0	0	0	0	--	--	--	--	--
Grand Rapids	4	0	0	0	6	--	--	--	--	--
Hartford	0	0	0	0	0	--	--	--	--	--
Hershey	0	0	0	0	0	--	--	--	--	--
Iowa	0	0	0	0	0	--	--	--	--	--
Lake Erie	4	0	0	0	5	--	--	--	--	--
Lehigh Valley	1	0	0	0	0	--	--	--	--	--
Manitoba	0	0	0	0	0	--	--	--	--	--
Milwaukee	1	0	0	0	0	--	--	--	--	--
Ontario	0	0	0	0	0	--	--	--	--	--
Portland	0	0	0	0	0	--	--	--	--	--
Providence	0	0	0	0	0	--	--	--	--	--
Rochester	6	0	0	0	4	--	--	--	--	--
Rockford	1	0	0	0	0	--	--	--	--	--
St. John's	4	0	0	0	0	--	--	--	--	--
San Antonio	1	0	0	0	0	--	--	--	--	--
San Diego	0	0	0	0	0	--	--	--	--	--
San Jose	0	0	0	0	0	--	--	--	--	--
Springfield	0	0	0	0	0	--	--	--	--	--
Syracuse	0	0	0	0	0	--	--	--	--	--
Texas	2	0	0	0	0	--	--	--	--	--
Toronto	0	0	0	0	0	--	--	--	--	--
Utica	2	0	0	0	2	--	--	--	--	--
W/B-Scranton	0	0	0	0	0	--	--	--	--	--
<i>Defunct Teams</i>										
Abbotsford	1	0	0	0	0	2	0	0	0	7
Hamilton	9	1	0	1	33	--	--	--	--	--
Norfolk	0	0	0	0	0	4	0	0	0	2
Oklahoma City	2	0	0	0	0	2	0	0	0	0
TOTALS	39	1	0	1	50	8	0	0	0	9



AHL HIGHLIGHTS

FIRST

GP:	--	--
Goal:	--	--
Assist:	--	--

MOST (Most Recent)

Goals	1 (1x)	3/9/12	TOR at HAM
Assists	0	--	--
Points	1 (1x)	3/9/12	TOR at HAM
SOG	2 (2x)	1/31/15	UTI at TOR
PIM	15 (1x)	4/8/12	HAM at TOR
Multi-Point Games	0	--	--

LONGEST PERSONAL STREAKS (Most Recent)

Goals:	1	3/9/12 (1G)
Assists:	0	--
Points:	1	3/9/12 (1-0-1)

* Game-by-game stats were not available prior to 2005-06. These stats do not include any previous seasons in which a player participated.



EMILE POIRIER #21 - LW/RW



BORN: Montreal, Quebec, Canada
DATE: 12-14-1994
HEIGHT: 6'1"
WEIGHT: 183 lbs.
SHOOTS: Left
DRAFTED: 2013 NHL Entry Draft (Round 1, #22 Overall) by Calgary

CAREER STATS

SEASON	CLUB	LEA.	REGULAR SEASON					PLAYOFFS				
			GP	G	A	PTS	PIM	GP	G	A	PTS	PIM
2011-12	Gatineau Olympiques	QMJHL	67	15	25	40	53	4	1	0	1	8
2012-13	Gatineau Olympiques	QMJHL	65	32	38	70	101	10	6	4	10	14
2013-14	Gatineau Olympiques	QMJHL	63	43	44	87	129	9	7	3	10	26
	Abbotsford Heat	AHL	2	2	2	4	0	3	1	0	1	2
2014-15	Adirondack Flames	AHL	55	19	23	42	50	--	--	--	--	--
	Calgary Flames	NHL	6	0	1	1	0	--	--	--	--	--
	TOTALS	NHL	6	0	1	1	0	--	--	--	--	--
		AHL	57	21	25	46	50	3	1	0	1	2
		QMJHL	195	90	107	197	283	23	14	7	21	48

Amateur Highlights: Led Gatineau in scoring his second and third years... finished in the top 10 in goals and points in the QMJHL in 2013-14.

Professional Highlights: Signed his entry level contract on New Years Eve 2013 with the Calgary Flames... scored a goal in his pro debut on 4/18/15 against San Antonio... named an AHL All-Star in his first full season and scored a goal and added two assists in the game... earned his first call-up to the NHL on February 23... played his first NHL game on 2/24/15 and registered his first NHL point, an assist, on 3/3/15... finished the AHL season with the 12th most points among rookies with 42 behind teammate Kenny Agostino.

2014-15 Highlights: Finished second on Adirondack in points with 42 and tied-second in goals with 19... named an AHL All-Star... called-up to the NHL on 2/24/15 for a six game stint in the NHL... registered his first NHL assist on 3/3/15.

AHL HIGHLIGHTS

FIRST

GP:	4/18/14	ABB 3 at SA 0
Goal:	4/18/14	ABB 3 at SA 0
Assist:	4/19/14	ABB 4 at TEX 3

LONGEST PERSONAL STREAKS (Most Recent)

Goals:	2(2x)	4/17/15 - 4/18/15 (2G)
Assists:	4 (1x)	4/1/15 - 4/7/15 (6A)
Points:	4 (1x)	4/1/15 - 4/7/15 (2-6-8)

MOST (Most Recent)

Goals	2 (4x)	1/9/15	ADK 4 vs. OKC 5 (OT)
Assists	3 (1x)	4/7/15	ADK 4 at TOR 7
Points	3 (3x)	4/7/15	ADK 4 at TOR 7 (0-3-3)
SOG	6 (1x)	12/27/14	ADK 5 at HAM 0
PIM	18 (1x)	3/28/15	ADK 7 vs. OKC 3
Multi-Point Games	11	4/7/15	ADK 4 at TOR 7 (0-3-3)




EMILE POIRIER #21 - LW/RW



POIRIER VS. AHL


OPPONENT	REGULAR SEASON					PLAYOFFS				
	GP	G	A	PTS	PIM	GP	G	A	PTS	PIM
Albany	1	0	0	0	2	--	--	--	--	--
Bakersfield	0	0	0	0	0	--	--	--	--	--
Binghamton	1	0	0	0	0	--	--	--	--	--
Bridgeport	0	0	0	0	0	--	--	--	--	--
Charlotte	0	0	0	0	0	--	--	--	--	--
Chicago	2	2	0	2	0	--	--	--	--	--
Grand Rapids	2	1	1	2	0	3	1	0	1	2
Hartford	0	0	0	0	0	--	--	--	--	--
Hershey	0	0	0	0	0	--	--	--	--	--
Iowa	2	1	1	2	0	--	--	--	--	--
Lake Erie	3	0	2	2	0	--	--	--	--	--
Lehigh Valley	0	0	0	0	0	--	--	--	--	--
Manitoba	0	0	0	0	0	--	--	--	--	--
Milwaukee	2	0	1	1	4	--	--	--	--	--
Ontario	0	0	0	0	0	--	--	--	--	--
Portland	0	0	0	0	0	--	--	--	--	--
Providence	0	0	0	0	0	--	--	--	--	--
Rochester	9	2	4	6	2	--	--	--	--	--
Rockford	2	0	0	0	2	--	--	--	--	--
St. John's	0	0	0	0	0	--	--	--	--	--
San Antonio	4	2	3	5	0	--	--	--	--	--
San Diego	0	0	0	0	0	--	--	--	--	--
San Jose	0	0	0	0	0	--	--	--	--	--
Springfield	0	0	0	0	0	--	--	--	--	--
Syracuse	3	2	2	4	4	--	--	--	--	--
Texas	3	2	3	5	0	--	--	--	--	--
Toronto	4	0	3	3	6	--	--	--	--	--
Utica	9	5	0	5	4	--	--	--	--	--
W/B-Scranton	0	0	0	0	0	--	--	--	--	--
<i>Defunct Teams</i>										
Hamilton	6	2	4	6	2	--	--	--	--	--
Oklahoma City	4	2	1	3	24	--	--	--	--	--
TOTALS	57	21	25	46	50	3	1	0	1	2





BLAIR RILEY #25 - RW

veteran exempt



BORN: Chase, British Columbia, Canada
DATE: 11-1-1985
HEIGHT: 6'0"
WEIGHT: 209 lbs.
SHOOTS: Right
DRAFTED: Undrafted

CAREER STATS

SEASON	CLUB	LEA.	REGULAR SEASON					PLAYOFFS				
			GP	G	A	PTS	PIM	GP	G	A	PTS	PIM
2006-07	Ferris State Univ.	NCAA	34	3	6	9	44	--	--	--	--	--
2007-08	Ferris State Univ.	NCAA	36	14	10	24	90	--	--	--	--	--
2008-09	Ferris State Univ.	NCAA	37	7	9	16	70	--	--	--	--	--
2009-10	Ferris State Univ.	NCAA	40	18	20	38	58	--	--	--	--	--
	Springfield Falcons	AHL	3	0	0	0	2	--	--	--	--	--
2010-11	Las Vegas Wranglers	ECHL	59	20	20	40	114	5	4	1	5	0
	San Antonio Rampage	AHL	4	1	0	1	0	--	--	--	--	--
	Peoria Rivermen	AHL	8	0	2	2	7	--	--	--	--	--
2011-12	Chicago Express	ECHL	15	7	9	16	8	--	--	--	--	--
	Bridgeport Sound Tigers	AHL	55	7	4	11	77	3	0	0	0	2
2012-13	Bridgeport Sound Tigers	AHL	74	7	8	15	165	--	--	--	--	--
2013-14	St. John's IceCaps	AHL	71	7	14	21	133	21	3	3	6	18
2014-15	St. John's IceCaps	AHL	70	8	10	18	116	--	--	--	--	--
	TOTALS	AHL	285	30	38	68	500	24	3	3	6	20
		ECHL	74	27	29	56	122	5	4	1	5	0
		NCAA	147	42	45	87	262	--	--	--	--	--

Amateur Highlights: Played four years at Ferris State compiling 147 games and 87 points... served as an alternate captain in his junior season... established an NCAA career high of 38 points during his senior season leading the Ferris State Bulldogs.

Professional Highlights: Played his first pro game for the Springfield Falcons on 4/2/10... scored his first AHL goal during a loan spell with San Antonio on 12/29/10... finished 2010-11 signing PTO's with two AHL teams... set a career high for goals and points at the pro level with 20 goals, 20 assists and 40 points for Las Vegas in the ECHL... established an AHL high of 21 points in 71 games with St. John's in 2013-14... has served as an alternate captain in the AHL twice including Bridgeport in 2012-13 and St. John's in 2014-15.

2014-15 Highlights: Notched 8 goals and added 10 assists in 70 games for the St. John's IceCaps... served as an alternate captain.

AHL HIGHLIGHTS

FIRST

GP:	4/2/10	SPR 3 vs. POR 6
Goal:	12/29/10	SA 5 vs. OKC 3
Assist:	3/1/11	PEO 6 vs. CHI 5 (OT)

LONGEST PERSONAL STREAKS (Most Recent)

Goals:	3 (2x)	1/11/13 - 1/13/13 (3G)
Assists:	2 (5x)	1/7/15 - 1/10/15 (2A)
Points:	4 (1x)	2/18/14 - 2/23/14 (2-2-4)

MOST (Most Recent)

Goals	1 (30x)	4/17/15	STJ 4 vs. SPR 3 (SO)
Assists	2 (1x)	12/10/13	STJ 6 vs. SYR 2
Points	2 (4x)	1/10/15	STJ 2 vs. LV 4 (1-1-2)
SOG	5 (1x)	5/16/14*	STJ 5 vs. NOR 2
PIM	22 (1x)	2/18/14	STJ 7 at POR 5
Multi-Point Games	4	1/10/15	STJ 2 vs. LV 4 (1-1-2)

*Postseason Game




veteran exempt

BLAIR RILEY #25 - RW




RILEY VS. AHL

OPPONENT	REGULAR SEASON					PLAYOFFS				
	GP	G	A	PTS	PIM	GP	G	A	PTS	PIM
Albany	14	2	2	4	27	4	0	1	1	6
Bakersfield	0	0	0	0	0	--	--	--	--	--
Binghamton	11	0	2	2	9	--	--	--	--	--
Bridgeport	8	2	3	5	4	--	--	--	--	--
Charlotte	0	0	0	0	0	--	--	--	--	--
Chicago	3	0	2	2	7	--	--	--	--	--
Grand Rapids	1	0	0	0	0	--	--	--	--	--
Hartford	8	3	1	4	9	--	--	--	--	--
Hershey	15	0	0	0	25	--	--	--	--	--
Iowa	0	0	0	0	0	--	--	--	--	--
Lake Erie	1	0	0	0	0	--	--	--	--	--
Lehigh Valley	4	1	1	2	9	--	--	--	--	--
Manitoba	1	0	0	0	0	--	--	--	--	--
Milwaukee	1	0	0	0	0	--	--	--	--	--
Ontario	0	0	0	0	0	--	--	--	--	--
Portland	34	5	6	11	91	--	--	--	--	--
Providence	28	3	4	7	46	--	--	--	--	--
Rochester	0	0	0	0	0	--	--	--	--	--
Rockford	1	0	0	0	0	--	--	--	--	--
St. John's	0	0	0	0	0	--	--	--	--	--
San Antonio	0	0	0	0	0	--	--	--	--	--
San Diego	0	0	0	0	0	--	--	--	--	--
San Jose	0	0	0	0	0	--	--	--	--	--
Springfield	22	4	4	8	52	--	--	--	--	--
Syracuse	8	0	2	2	9	--	--	--	--	--
Texas	0	0	0	0	0	5	2	0	2	2
Toronto	5	0	0	0	21	--	--	--	--	--
Utica	0	0	0	0	0	--	--	--	--	--
W/B-Scranton	15	0	1	1	20	6	1	1	2	6
<i>Defunct Teams</i>										
ADK Phantoms	9	0	1	1	9	--	--	--	--	--
Connecticut	17	2	1	3	18	3	0	0	0	2
Hamilton	7	0	1	1	15	--	--	--	--	--
Houston	1	0	0	0	0	--	--	--	--	--
Manchester	32	2	3	5	23	--	--	--	--	--
Norfolk	10	0	2	2	30	6	0	1	1	4
Oklahoma City	3	1	0	1	0	--	--	--	--	--
Worcester	26	5	2	7	76	--	--	--	--	--
TOTALS	285	30	38	68	500	24	3	3	6	20





DREW SHORE #23 - C



BORN: Denver, Colorado, USA
DATE: 1-29-1991
HEIGHT: 6'2"
WEIGHT: 205 lbs.
SHOOTS: Right
DRAFTED: 2009 NHL Entry Draft (Round 2, #44 Overall) by Florida

CAREER STATS

SEASON	CLUB	LEA.	REGULAR SEASON					PLAYOFFS				
			GP	G	A	PTS	PIM	GP	G	A	PTS	PIM
2009-10	Univ. of Denver	NCAA	41	5	14	19	18	--	--	--	--	--
2010-11	Univ. of Denver	NCAA	40	23	23	46	38	--	--	--	--	--
2011-12	Univ. of Denver	NCAA	42	22	31	53	45	--	--	--	--	--
	San Antonio Rampage	AHL	8	1	2	3	4	9	2	0	2	2
2012-13	Florida Panthers	NHL	43	3	10	13	14	--	--	--	--	--
	San Antonio Rampage	AHL	41	10	20	30	18	--	--	--	--	--
2013-14	Florida Panthers	NHL	24	5	2	7	8	--	--	--	--	--
	San Antonio Rampage	AHL	50	6	26	32	25	--	--	--	--	--
2014-15	San Antonio Rampage	AHL	35	9	21	30	16	--	--	--	--	--
	Adirondack Flames	AHL	12	3	4	7	8	--	--	--	--	--
	Calgary Flames	NHL	11	1	2	3	0	1	0	0	0	2
	TOTALS	NHL	78	9	14	23	22	1	0	0	0	2
		AHL	146	29	73	102	71	9	2	0	2	2
		NCAA	123	50	68	118	101	--	--	--	--	--

Amateur Highlights: Played three seasons at the University of Denver scoring 118 points in 123 games... represented the USA at the 2011 World Junior Championships earning bronze and registering 4 goals and 3 assists... led the team in points in both of his last two seasons in Denver... named a co-captain in his final season at Denver... Named to the WCHA's All-Academic Team twice... also named to the WCHA's Second All-Star Team in his final two seasons....

Professional Highlights: Played parts of four seasons with the Florida Panthers AHL affiliate in San Antonio... registered his first pro point, an assist, on 3/31/12... scored his first pro goal and recorded his first multi-point effort on 4/13/12 against Texas... named an AHL All-Star in 2012-13 and again in 2014-15 scoring a combined 2 goals and 3 assists in both games... played his first NHL game on 1/13/22 with Florida... had his first NHL assist on 2/3/13...scored his first NHL goal and recorded his first multi-point NHL game on 2/12/13 against Washington... traded to Calgary on 1/9/15...

2014-15 Highlights: Played 35 games with San Antonio registering 30 points... named to the AHL All-Star game for the second time in his career and scored a goal and added 2 assists... acquired by the Calgary Flames on 1/9/15... suited up in 12 games for the Adirondack Flames before receiving a call to Calgary on 3/2/15... had 3 points in 11 games with Calgary and played in one postseason game.

AHL HIGHLIGHTS


FIRST		
GP:	3/31/12	SA 4 at RFD 3 (SO)
Goal:	4/13/12	SA 4 vs. TEX 3 (OT)
Assist:	3/31/12	SA 4 at RFD 3 (SO)

LONGEST PERSONAL STREAKS (Most Recent)		
Goals:	4 (1x)	2/8/14 - 2/17/14 (4G)
Assists:	7 (1x)	11/21/14 - 12/9/14 (10A)
Points:	7 (1x)	11/21/14 - 12/9/14 (4-10-14)

MOST (Most Recent)			
Goals	2 (2x)	11/25/12	SA 3 vs. TEX 5
Assists	3 (2x)	11/21/14	SA 7 at TEX 1
Points	3 (4x)	11/21/14	SA 7 at TEX 1 (0-3-3)
SOG	7 (2x)	12/21/13	SA 2 at IA 3 (SO)
PIM	5 (1x)	3/15/14	SA 2 at MIL 4
Multi-Point Games	22	1/1/15	SA 8 at UTI 4 (1-1-2)



DREW SHORE #23 - C



SHORE VS. AHL

OPPONENT	REGULAR SEASON					PLAYOFFS				
	GP	G	A	PTS	PIM	GP	G	A	PTS	PIM
Albany	0	0	0	0	0	--	--	--	--	--
Bakersfield	0	0	0	0	0	--	--	--	--	--
Binghamton	0	0	0	0	0	--	--	--	--	--
Bridgeport	0	0	0	0	0	--	--	--	--	--
Charlotte	15	5	10	15	4	--	--	--	--	--
Chicago	7	2	6	8	2	5	2	0	2	2
Grand Rapids	4	2	2	4	2	--	--	--	--	--
Hartford	0	0	0	0	0	--	--	--	--	--
Hershey	0	0	0	0	0	--	--	--	--	--
Iowa	9	1	4	5	2	--	--	--	--	--
Lake Erie	8	2	3	5	4	--	--	--	--	--
Lehigh Valley	0	0	0	0	0	--	--	--	--	--
Manitoba	0	0	0	0	0	--	--	--	--	--
Milwaukee	6	0	1	1	7	--	--	--	--	--
Ontario	0	0	0	0	0	--	--	--	--	--
Portland	0	0	0	0	0	--	--	--	--	--
Providence	0	0	0	0	0	--	--	--	--	--
Rochester	7	0	3	3	8	--	--	--	--	--
Rockford	6	0	3	3	2	--	--	--	--	--
St. John's	0	0	0	0	0	--	--	--	--	--
San Antonio	0	0	0	0	0	--	--	--	--	--
San Diego	0	0	0	0	0	--	--	--	--	--
San Jose	0	0	0	0	0	--	--	--	--	--
Springfield	0	0	0	0	0	--	--	--	--	--
Syracuse	1	1	0	1	2	--	--	--	--	--
Texas	15	7	9	16	6	--	--	--	--	--
Toronto	9	2	2	4	6	--	--	--	--	--
Utica	7	3	3	6	0	--	--	--	--	--
W/B-Scranton	0	0	0	0	0	--	--	--	--	--
<i>Defunct Teams</i>										
Abbotsford	9	0	3	3	6	--	--	--	--	--
ADK Flames	2	0	2	2	0	--	--	--	--	--
Hamilton	6	2	3	5	0	--	--	--	--	--
Houston	6	0	5	5	8	--	--	--	--	--
Oklahoma City	26	1	14	15	12	4	0	0	0	0
Peoria	3	1	0	1	0	--	--	--	--	--
TOTALS	146	29	73	102	71	9	2	0	2	2





PAT SIELOFF #10 - D



BORN: Ann Arbor, Michigan, USA
DATE: 5-15-1994
HEIGHT: 6'1"
WEIGHT: 201 lbs.
SHOOTS: Left
DRAFTED: 2012 NHL Entry Draft (Round 2, #42 Overall) by Calgary

CAREER STATS

SEASON	CLUB	LEA.	REGULAR SEASON					PLAYOFFS				
			GP	G	A	PTS	PIM	GP	G	A	PTS	PIM
2010-11	USNTDP Juniors	USHL	36	1	3	4	66	2	0	0	0	2
2011-12	USNTDP Juniors	USHL	24	0	2	2	55	--	--	--	--	--
2012-13	Windsor Spitfires	OHL	45	3	8	11	85	--	--	--	--	--
2013-14	Abbotsford Heat	AHL	2	0	0	0	0	--	--	--	--	--
2014-15	Adirondack Flames	AHL	48	2	3	5	78	--	--	--	--	--
	TOTALS	AHL	50	2	3	5	78	--	--	--	--	--
		OHL	45	3	8	11	85	--	--	--	--	--
		USHL	60	1	5	6	121	--	--	--	--	--

Amateur Highlights: Began his junior career in the USHL playing for the US National Development Team in 2010-11... drafted by the Sault Ste. Marie Greyhounds in the OHL draft but would never play for the team and would spend another year with the USA... had his OHL rights traded to Windsor where he'd sign the following season... won a gold medal while serving as an alternate captain with Team USA's World Junior Championship team in 2012-13.

Professional Highlights: Signed entry level deal with the Flames on 7/19/13... played the first two games of the 2013-14 season before missing the rest of the season due to a staph infection... recorded his first pro point, an assist, on 11/1/14... scored his first AHL goal on 12/6/14 against Binghamton...

2014-15 Highlights: Came back from a season-ending injury the previous season to play 48 games with Adirondack... recorded his first pro point, an assist, on 11/1/14... scored his first AHL goal on 12/6/14 against Binghamton... finished the season with 5 points and 78 PIMS.

AHL HIGHLIGHTS


FIRST		
GP:	10/4/13	ABB 5 at LE 2
Goal:	12/6/14	ADK 3 at BNG 5
Assist:	11/1/14	ADK 4 vs. UTI 5

LONGEST PERSONAL STREAKS (Most Recent)		
Goals:	1 (2x)	4/10/15 (1G)
Assists:	1 (3x)	4/11/15 (1A)
Points:	2 (1x)	4/10/15 - 4/11/15 (1-1-2)

MOST (Most Recent)			
Goals	1 (2x)	4/10/15	ADK 3 at UTI 2
Assists	1 (3x)	4/11/15	ADK 2 vs. LE 5
Points	1 (5x)	4/11/15	ADK 2 vs. LE 5 (0-1-1)
SOG	5 (1x)	4/11/15	ADK 2 vs. LE 5
PIM	20 (1x)	11/18/14	ADK 3 vs. CHI 0
Multi-Point Games	0	n/a	n/a



PAT SIELOFF #10 - D



SIELOFF VS. AHL

OPPONENT	REGULAR SEASON					PLAYOFFS				
	GP	G	A	PTS	PIM	GP	G	A	PTS	PIM
Albany	1	0	0	0	2	--	--	--	--	--
Bakersfield	0	0	0	0	0	--	--	--	--	--
Binghamton	2	1	0	1	0	--	--	--	--	--
Bridgeport	0	0	0	0	0	--	--	--	--	--
Charlotte	0	0	0	0	0	--	--	--	--	--
Chicago	2	0	0	0	22	--	--	--	--	--
Grand Rapids	2	0	0	0	10	--	--	--	--	--
Hartford	0	0	0	0	0	--	--	--	--	--
Hershey	0	0	0	0	0	--	--	--	--	--
Iowa	1	0	0	0	0	--	--	--	--	--
Lake Erie	6	0	1	1	9	--	--	--	--	--
Lehigh Valley	2	0	0	0	0	--	--	--	--	--
Manitoba	0	0	0	0	0	--	--	--	--	--
Milwaukee	0	0	0	0	0	--	--	--	--	--
Ontario	0	0	0	0	0	--	--	--	--	--
Portland	0	0	0	0	0	--	--	--	--	--
Providence	0	0	0	0	0	--	--	--	--	--
Rochester	5	0	0	0	4	--	--	--	--	--
Rockford	3	0	0	0	17	--	--	--	--	--
St. John's	0	0	0	0	0	--	--	--	--	--
San Antonio	2	0	1	1	4	--	--	--	--	--
San Diego	0	0	0	0	0	--	--	--	--	--
San Jose	0	0	0	0	0	--	--	--	--	--
Springfield	0	0	0	0	0	--	--	--	--	--
Syracuse	2	0	0	0	2	--	--	--	--	--
Texas	1	0	0	0	0	--	--	--	--	--
Toronto	6	0	0	0	0	--	--	--	--	--
Utica	8	1	1	2	4	--	--	--	--	--
W/B-Scranton	0	0	0	0	0	--	--	--	--	--
<i>Defunct Teams</i>										
Hamilton	4	0	0	0	4	--	--	--	--	--
Oklahoma City	3	0	0	0	0	--	--	--	--	--
TOTALS	50	2	3	5	78	--	--	--	--	--





KENT SIMPSON #30 - G



BORN: Edmonton, Alberta, Canada
DATE: 3-26-1992
HEIGHT: 6'2"
WEIGHT: 209 lbs.
CATCHES: Left
DRAFTED: 2010 NHL Entry Draft (Round 2, #58 Overall) by Chicago

CAREER STATS

SEASON	CLUB	LEA.	REGULAR SEASON										PLAYOFFS						
			GP	W	L	OTL	MIN	GA	SO	GAA	SVS	SV%	GP	W	L	MIN	GA	SO	GAA
2007-08	Everett Silvertips	WHL	1	0	0	0	29	1	0	2.07	19	0.950	--	--	--	--	--	--	--
2008-09	Everett Silvertips	WHL	27	8	11	4	1451	93	1	3.85	768	0.892	--	--	--	--	--	--	--
2009-10	Everett Silvertips	WHL	34	22	9	1	1938	73	1	2.26	906	0.925	5	2	3	298	13	1	2.62
2010-11	Everett Silvertips	WHL	53	21	20	9	3132	145	2	2.78	1573	0.916	--	--	--	--	--	--	--
2011-12	Everett Silvertips	WHL	60	20	31	7	3481	193	2	3.33	1935	0.909	4	0	4	225	15	0	4.00
	Rockford IceHogs	AHL	1	0	0	1	63	3	0	2.85	38	0.927	--	--	--	--	--	--	--
2012-13	Toledo Walleye	ECHL	41	20	14	5	2387	94	2	2.36	977	0.912	3	0	3	193	11	0	3.42
	Rockford IceHogs	AHL	2	1	1	0	98	5	0	3.07	61	0.924	--	--	--	--	--	--	--
2013-14	Rockford IceHogs	AHL	31	11	14	1	1615	98	0	3.64	801	0.891	--	--	--	--	--	--	--
	Chicago Blackhawks	NHL	1	0	0	0	20	2	0	6.00	5	0.714	--	--	--	--	--	--	--
2014-15	Colorado Eagles	ECHL	3	1	2	0	178	11	0	3.71	103	0.904	--	--	--	--	--	--	--
	Stockton Thunder	ECHL	26	7	17	1	1468	82	0	3.35	731	0.899	--	--	--	--	--	--	--
	Bridgeport Sound Tigers	AHL	4	1	3	0	207	9	0	2.61	81	0.900	--	--	--	--	--	--	--
	TOTALS	NHL	1	0	0	0	20	2	0	6.00	5	0.714	--	--	--	--	--	--	--
		AHL	38	13	18	2	1983	115	0	3.48	981	0.895	--	--	--	--	--	--	--
		ECHL	70	28	33	6	4033	187	2	2.78	1811	0.906	3	0	3	193	11	0	3.42
		WHL	175	71	71	21	10031	505	6	3.02	5201	0.911	9	2	7	523	28	1	3.21

Amateur Highlights: Played entire Junior career in Everett... Won 71 games over four seasons and posted a 3.02 GAA and a .911 SV%... Established career highs in wins (22), goals-against-average (2.26) and save percentage (0.925) during the 2009-10 campaign.

Professional Highlights: Made professional debut with Rockford on 4/4/12 and made 38 saves in 4-3 shootout loss... began 2012-13 in the ECHL with Toledo... won his first pro game on 10/19/12 with Toledo... earned his first pro shutout on 1/31/13 making 20 saves for Toledo... made his NHL debut in a relief appearance on 12/14/13 with Chicago... traded along with Nick Leddy from Chicago to the New York Islanders on 10/4/14...

2014-15 Highlights: Began the year with the Colorado Eagles appearing in 3 games ... won in his debut for the Thunder on 11/22 vs. BAK ... played his first AHL game of the season on 1/30 in a loss at Hartford ... won his first game as a Sound Tiger on 3/20 at Springfield where he stopped 32 of 33 shots... won the final Stockton Thunder game on 4/11.

AHL HIGHLIGHTS

FIRST			
GP:	4/14/12	RFD 3 vs. CHA 4 (SO)	
Win:	4/20/13	RFD 5 at TEX 3	
Shutout:			
MOST (Most Recent)			
Shots Faced:	51 (1x)	10/5/13	RFD 1 at SA 3
Saves:	49 (1x)	10/5/13	RFD 1 at SA 3
GA:	8 (1x)	3/7/14	RFD 3 at MIL 8
Career Shutouts:	0		

LONGEST PERSONAL STREAKS (Most Recent)		
Win:	2 (3x)	2/1/14 - 2/8/14
Losing:	4 (1x)	12/20/13 - 12/30/13
Winless Streak:	4 (1x)	12/20/13 - 12/30/13
Shutout Streak:		



KENT SIMPSON #30 - G



SIMPSON VS. AHL

OPPONENT	REGULAR SEASON											PLAYOFFS											
	GP	MINS	W	L	OT/SOL	SO	SOG	GA	SVS	GAA	SV%	GP	MINS	W	L	OT	SO	SOG	GA	SVS	GAA	SV%	
Albany	--	--	--	--	--	--	--	--	--	--	--	--	--	--	--	--	--	--	--	--	--	--	--
Bakersfield	--	--	--	--	--	--	--	--	--	--	--	--	--	--	--	--	--	--	--	--	--	--	--
Binghamton	--	--	--	--	--	--	--	--	--	--	--	--	--	--	--	--	--	--	--	--	--	--	--
Bridgeport	--	--	--	--	--	--	--	--	--	--	--	--	--	--	--	--	--	--	--	--	--	--	--
Charlotte	6	348	3	2	1	0	197	18	179	3.10	0.909	--	--	--	--	--	--	--	--	--	--	--	--
Chicago	6	314	3	2	1	0	167	22	145	4.20	0.868	--	--	--	--	--	--	--	--	--	--	--	--
Grand Rapids	3	155	0	2	0	0	89	10	79	3.87	0.888	--	--	--	--	--	--	--	--	--	--	--	--
Hartford	1	30	0	1	0	0	13	1	12	2.00	0.923	--	--	--	--	--	--	--	--	--	--	--	--
Hershey	--	--	--	--	--	--	--	--	--	--	--	--	--	--	--	--	--	--	--	--	--	--	--
Iowa	3	137	1	1	0	0	65	9	56	3.94	0.862	--	--	--	--	--	--	--	--	--	--	--	--
Lake Erie	1	60	1	0	0	0	24	3	21	3.00	0.875	--	--	--	--	--	--	--	--	--	--	--	--
Lehigh Valley	--	--	--	--	--	--	--	--	--	--	--	--	--	--	--	--	--	--	--	--	--	--	--
Manitoba	--	--	--	--	--	--	--	--	--	--	--	--	--	--	--	--	--	--	--	--	--	--	--
Milwaukee	5	301	1	4	0	0	173	18	155	3.59	0.896	--	--	--	--	--	--	--	--	--	--	--	--
Ontario	--	--	--	--	--	--	--	--	--	--	--	--	--	--	--	--	--	--	--	--	--	--	--
Portland	1	59	0	1	0	0	20	5	15	5.08	0.750	--	--	--	--	--	--	--	--	--	--	--	--
Providence	--	--	--	--	--	--	--	--	--	--	--	--	--	--	--	--	--	--	--	--	--	--	--
Rochester	--	--	--	--	--	--	--	--	--	--	--	--	--	--	--	--	--	--	--	--	--	--	--
Rockford	--	--	--	--	--	--	--	--	--	--	--	--	--	--	--	--	--	--	--	--	--	--	--
St. John's	--	--	--	--	--	--	--	--	--	--	--	--	--	--	--	--	--	--	--	--	--	--	--
San Antonio	1	54	0	1	0	0	51	2	49	2.22	0.961	--	--	--	--	--	--	--	--	--	--	--	--
San Diego	--	--	--	--	--	--	--	--	--	--	--	--	--	--	--	--	--	--	--	--	--	--	--
San Jose	--	--	--	--	--	--	--	--	--	--	--	--	--	--	--	--	--	--	--	--	--	--	--
Springfield	1	60	1	0	0	0	33	1	32	1.00	0.970	--	--	--	--	--	--	--	--	--	--	--	--
Syracuse	1	58	0	1	0	0	24	2	22	2.07	0.917	--	--	--	--	--	--	--	--	--	--	--	--
Texas	3	158	2	1	0	0	110	8	102	3.04	0.927	--	--	--	--	--	--	--	--	--	--	--	--
Toronto	--	--	--	--	--	--	--	--	--	--	--	--	--	--	--	--	--	--	--	--	--	--	--
Utica	1	60	1	0	0	0	35	1	34	1.00	0.971	--	--	--	--	--	--	--	--	--	--	--	--
W/B-Scranton	--	--	--	--	--	--	--	--	--	--	--	--	--	--	--	--	--	--	--	--	--	--	--
<i>Defunct Teams</i>																							
Abbotsford	3	98	0	1	0	0	36	7	29	4.29	0.806	--	--	--	--	--	--	--	--	--	--	--	--
Hamilton	1	61	0	1	0	0	36	5	31	4.92	0.861	--	--	--	--	--	--	--	--	--	--	--	--
Oklahoma City	1	30	0	0	0	0	23	3	20	6.00	0.870	--	--	--	--	--	--	--	--	--	--	--	--
TOTALS	38	1983	13	18	2	0	1096	115	981	3.48	0.895	--	--	--	--	--	--	--	--	--	--	--	--

*rounded MINS up if time had 30 or more seconds





HUNTER SMITH #34 - RW

rookie



BORN: Windsor, Ontario, Canada
DATE: 9-11-1995
HEIGHT: 6'6"
WEIGHT: 207 lbs.
SHOOTS: Right
DRAFTED: 2014 NHL Entry Draft (Round 2, #54 Overall) by Calgary

CAREER STATS

SEASON	CLUB	LEA.	REGULAR SEASON					PLAYOFFS				
			GP	G	A	PTS	PIM	GP	G	A	PTS	PIM
2011-12	Windsor Spitfires	OHL	15	1	0	1	19	2	0	0	0	0
2012-13	Oshawa Generals	OHL	30	0	1	1	22	3	0	0	0	0
2013-14	Oshawa Generals	OHL	64	16	24	40	100	12	3	8	11	25
2014-15	Oshawa Generals	OHL	57	23	26	49	122	16	7	7	14	30
	TOTALS	OHL	166	40	51	91	263	33	10	15	25	55

Amateur Highlights: Began his junior career with the Windsor Spitfires... traded to the Oshawa Generals just before the start of the 2012-13 season... played postseason hockey during all four of his years in the OHL... improved his goal, assist and point total in his last three years... helped Oshawa to an OHL Championship and a Memorial Cup Championship in his last season in the OHL... established career highs in points and PIMS during both the 2014-15 regular season and playoffs... had one goal in the Memorial Cup Tournament.

2014-15 Highlights: Established career highs in goals (23), assists (26), points (49) and PIMS (122) and added career postseason highs of goals (7), assists (7), points (14) and PIMS (30)... won a OHL Championship and a berth in the Memorial Cup Tournament... had a goal in four Memorial Cup games... helped Oshawa hoist the Memorial Cup.

AHL HIGHLIGHTS

FIRST		
GP:	n/a	n/a
Goal:	n/a	n/a
Assist:	n/a	n/a

LONGEST PERSONAL STREAKS (Most Recent)		
Goals:	n/a	n/a
Assists:	n/a	n/a
Points:	n/a	n/a

MOST (Most Recent)			
Goals	n/a	n/a	n/a
Assists	n/a	n/a	n/a
Points	n/a	n/a	n/a
SOG	n/a	n/a	n/a
PIM	n/a	n/a	n/a
Multi-Point Games	n/a	n/a	n/a




HUNTER SMITH #34 - RW



SMITH VS. AHL

OPPONENT	REGULAR SEASON					PLAYOFFS				
	GP	G	A	PTS	PIM	GP	G	A	PTS	PIM
Albany	0	0	0	0	0	--	--	--	--	--
Bakersfield	0	0	0	0	0	--	--	--	--	--
Binghamton	0	0	0	0	0	--	--	--	--	--
Bridgeport	0	0	0	0	0	--	--	--	--	--
Charlotte	0	0	0	0	0	--	--	--	--	--
Chicago	0	0	0	0	0	--	--	--	--	--
Grand Rapids	0	0	0	0	0	--	--	--	--	--
Hartford	0	0	0	0	0	--	--	--	--	--
Hershey	0	0	0	0	0	--	--	--	--	--
Iowa	0	0	0	0	0	--	--	--	--	--
Lake Erie	0	0	0	0	0	--	--	--	--	--
Lehigh Valley	0	0	0	0	0	--	--	--	--	--
Manitoba	0	0	0	0	0	--	--	--	--	--
Milwaukee	0	0	0	0	0	--	--	--	--	--
Ontario	0	0	0	0	0	--	--	--	--	--
Portland	0	0	0	0	0	--	--	--	--	--
Providence	0	0	0	0	0	--	--	--	--	--
Rochester	0	0	0	0	0	--	--	--	--	--
Rockford	0	0	0	0	0	--	--	--	--	--
St. John's	0	0	0	0	0	--	--	--	--	--
San Antonio	0	0	0	0	0	--	--	--	--	--
San Diego	0	0	0	0	0	--	--	--	--	--
San Jose	0	0	0	0	0	--	--	--	--	--
Springfield	0	0	0	0	0	--	--	--	--	--
Syracuse	0	0	0	0	0	--	--	--	--	--
Texas	0	0	0	0	0	--	--	--	--	--
Toronto	0	0	0	0	0	--	--	--	--	--
Utica	0	0	0	0	0	--	--	--	--	--
W/B-Scranton	0	0	0	0	0	--	--	--	--	--
TOTALS	--	--	--	--	--	--	--	--	--	--





DUSTIN STEVENSON #6 - D



BORN: Gull Lake, Saskatchewan, Canada
DATE: 8-12-1989
HEIGHT: 6'3"
WEIGHT: 216 lbs.
SHOOTS: Left
DRAFTED: Undrafted

CAREER STATS

SEASON	CLUB	LEA.	REGULAR SEASON					PLAYOFFS				
			GP	G	A	PTS	PIM	GP	G	A	PTS	PIM
2006-07	La Ronge Ice Wolves	CAN-JrA	1	0	0	0	2	--	--	--	--	--
2007-08	La Ronge Ice Wolves	CAN-JrA	53	2	11	13	63	--	--	--	--	--
2008-09	La Ronge Ice Wolves	CAN-JrA	53	15	24	39	124	--	--	--	--	--
2009-10	La Ronge Ice Wolves	CAN-JrA	56	11	36	47	134	21	10	11	21	22
2010-11	South Carolina Stingrays	ECHL	63	3	9	12	44	--	--	--	--	--
2011-12	South Carolina Stingrays	ECHL	72	0	7	7	113	9	1	2	3	6
2012-13	Reading Royals	ECHL	65	0	10	10	103	22	1	8	9	14
2013-14	Wheeling Nailers	ECHL	57	5	21	26	115	10	1	3	4	12
	WB/Scranton Penguins	AHL	7	0	0	0	7	--	--	--	--	--
2014-15	Adirondack Flames	AHL	45	3	8	11	94	--	--	--	--	--
	TOTALS	AHL	52	3	8	11	101	--	--	--	--	--
		ECHL	257	8	47	55	375	41	3	13	16	32
		CAN-JrA	163	28	71	99	323	21	10	11	21	22

Amateur Highlights: Played parts of four years of Junior-A in the Saskatchewan Junior Hockey League (SJHL) playing 163 games, scoring 28 goals and 71 assists (99 points)... named the SJHL Player of the year in 2009-10... points increased each season with the La Ronge Ice Wolves... went a point-per-game in his only appearance in the playoffs.

Professional Highlights: Won a Kelly Cup Championship (ECHL) with the Reading Royals who beat out the Stockton Thunder in 2012-13... made his AHL debut in 2013-14 with Wilkes-Barre/Scranton... played his first AHL game on 11/20/13 against Rochester... signed with the Adirondack Flames in 2014-15 for his first full season of AHL hockey...

2014-15 Highlights: Scored his first AHL goal on 10/17/14 against Lehigh Valley... had points in back-to-back AHL games for the first time 10/17 to 10/18... had a four-game point streak in February (0-4-4).

AHL HIGHLIGHTS

FIRST

GP:	11/20/13	WBS 3 at RCH 1
Goal:	10/17/14	ADK 3 at LV 4 (OT)
Assist:	10/18/14	ADK 4 vs. LV 2

LONGEST PERSONAL STREAKS (Most Recent)


Goals:	2 (1x)	10/17/14 - 10/18/14 (2G)
Assists:	4 (1x)	2/10/15 - 2/28/15 (4A)
Points:	4 (1x)	2/10/15 - 2/28/15 (0-4-4)

MOST (Most Recent)

Goals	1 (3x)	4/4/15	ADK 7 at SA 3
Assists	2 (1x)	10/18/14	ADK 4 vs. LV 2
Points	3 (1x)	10/18/14	ADK 4 vs. LV 2 (1-2-3)
SOG	6 (1x)	2/28/15	ADK 2 vs. TOR 5
PIM	14 (1x)	10/17/14	ADK 2 at LV 4 (OT)
Multi-Point Games	1	10/18/14	ADK 4 vs. LV 2 (1-2-3)



DUSTIN STEVENSON #6 - D




STEVENSON VS. AHL

OPPONENT	REGULAR SEASON					PLAYOFFS				
	GP	G	A	PTS	PIM	GP	G	A	PTS	PIM
Albany	1	0	0	0	0	--	--	--	--	--
Bakersfield	0	0	0	0	0	--	--	--	--	--
Binghamton	2	0	0	0	0	--	--	--	--	--
Bridgeport	0	0	0	0	0	--	--	--	--	--
Charlotte	0	0	0	0	0	--	--	--	--	--
Chicago	1	0	0	0	4	--	--	--	--	--
Grand Rapids	0	0	0	0	0	--	--	--	--	--
Hartford	0	0	0	0	0	--	--	--	--	--
Hershey	0	0	0	0	0	--	--	--	--	--
Iowa	1	0	0	0	2	--	--	--	--	--
Lake Erie	3	0	0	0	9	--	--	--	--	--
Lehigh Valley	2	2	2	4	16	--	--	--	--	--
Manitoba	0	0	0	0	0	--	--	--	--	--
Milwaukee	0	0	0	0	0	--	--	--	--	--
Ontario	0	0	0	0	0	--	--	--	--	--
Portland	0	0	0	0	0	--	--	--	--	--
Providence	0	0	0	0	0	--	--	--	--	--
Rochester	10	0	3	3	30	--	--	--	--	--
Rockford	2	0	0	0	0	--	--	--	--	--
St. John's	1	0	0	0	0	--	--	--	--	--
San Antonio	3	1	0	1	0	--	--	--	--	--
San Diego	0	0	0	0	0	--	--	--	--	--
San Jose	0	0	0	0	0	--	--	--	--	--
Springfield	0	0	0	0	0	--	--	--	--	--
Syracuse	4	0	1	1	7	--	--	--	--	--
Texas	1	0	0	0	0	--	--	--	--	--
Toronto	6	0	1	1	8	--	--	--	--	--
Utica	7	0	1	1	5	--	--	--	--	--
W/B-Scranton	0	0	0	0	0	--	--	--	--	--
<i>Defunct Teams</i>										
ADK Phantoms	1	0	0	0	2	--	--	--	--	--
Hamilton	3	0	0	0	7	--	--	--	--	--
Norfolk	1	0	0	0	0	--	--	--	--	--
Oklahoma City	2	0	0	0	11	--	--	--	--	--
Worcester	1	0	0	0	0	--	--	--	--	--
TOTALS	52	3	8	11	101	--	--	--	--	--





BRYCE VAN BRABANT #48 - LW



BORN: Edmonton, Alberta, Canada
DATE: 11-12-1991
HEIGHT: 6'3"
WEIGHT: 205 lbs.
SHOOTS: Left
DRAFTED: Undrafted

CAREER STATS

SEASON	CLUB	LEA.	REGULAR SEASON					PLAYOFFS				
			GP	G	A	PTS	PIM	GP	G	A	PTS	PIM
2011-12	Quinnipiac Univ.	NCAA	33	4	3	7	51	--	--	--	--	--
2012-13	Quinnipiac Univ.	NCAA	42	5	8	13	48	--	--	--	--	--
2013-14	Quinnipiac Univ.	NCAA	40	15	7	22	113	--	--	--	--	--
	Calgary Flames	NHL	6	0	0	0	2	--	--	--	--	--
2014-15	Adirondack Flames	AHL	52	8	7	15	54	--	--	--	--	--
	TOTALS	NHL	6	0	0	0	2	--	--	--	--	--
		AHL	52	8	7	15	54	--	--	--	--	--
		NCAA	115	24	18	42	212	--	--	--	--	--

Amateur Highlights: Played three years of Junior-A in the Alberta Junior Hockey League with the Spruce Grove Saints, playing 151 games and registering 47 points... captain of the team during his final season in Spruce Grove... won two AJHL Championships in 2009-10 and again in 2010-11... played three years at Quinnipiac University compiling 115 games and 42 points.

Professional Highlights: Signed an entry level contract with the Flames on 3/29/14... played his first pro and NHL game on 4/1/14 for the Flames against the Toronto Maple Leafs... played all of 2014-15 with the Adirondack Flames of the AHL.

2014-15 Highlights: Played his first full season as a pro with Adirondack... recorded his first pro goal and multi-point game on 10/25/15 against Rochester... ended the year with 15 points in 52 games.

AHL HIGHLIGHTS


FIRST		
GP:	10/11/14	ADK 1 vs. ALB 5
Goal:	10/25/14	ADK 7 vs. RCH 3
Assist:	10/25/14	ADK 7 vs. RCH 3

LONGEST PERSONAL STREAKS (Most Recent)		
Goals:	3 (1x)	11/1/14 - 11/8/14 (3G)
Assists:	2 (1x)	10/25/14 - 10/29/14 (2A)
Points:	6 (1x)	10/25/14 - 11/10/14 (4-3-7)

MOST (Most Recent)			
Goals	2 (1x)	12/6/14	ADK 3 at BNG 5
Assists	1 (7x)	2/27/15	ADK 4 at UTI 0
Points	2 (3x)	2/27/15	ADK 4 at UTI 0 (1-1-2)
SOG	4 (2x)	1/2/15	ADK 1 vs. UTI 2
PIM	7 (2x)	3/13/15	ADK 4 at SYR 7
Multi-Point Games	3	2/27/15	ADK 4 at UTI 0 (1-1-2)



BRYCE VAN BRABANT #48 - LW




VAN BRABANT VS. AHL

OPPONENT	REGULAR SEASON					PLAYOFFS				
	GP	G	A	PTS	PIM	GP	G	A	PTS	PIM
Albany	1	0	0	0	0	--	--	--	--	--
Bakersfield	0	0	0	0	0	--	--	--	--	--
Binghamton	1	2	0	2	0	--	--	--	--	--
Bridgeport	0	0	0	0	0	--	--	--	--	--
Charlotte	0	0	0	0	0	--	--	--	--	--
Chicago	2	0	0	0	0	--	--	--	--	--
Grand Rapids	1	0	0	0	0	--	--	--	--	--
Hartford	0	0	0	0	0	--	--	--	--	--
Hershey	0	0	0	0	0	--	--	--	--	--
Iowa	1	0	0	0	2	--	--	--	--	--
Lake Erie	2	0	0	0	0	--	--	--	--	--
Lehigh Valley	2	0	0	0	4	--	--	--	--	--
Manitoba	0	0	0	0	0	--	--	--	--	--
Milwaukee	1	0	0	0	2	--	--	--	--	--
Ontario	0	0	0	0	0	--	--	--	--	--
Portland	0	0	0	0	0	--	--	--	--	--
Providence	0	0	0	0	0	--	--	--	--	--
Rochester	10	1	3	4	10	--	--	--	--	--
Rockford	1	0	0	0	0	--	--	--	--	--
St. John's	0	0	0	0	0	--	--	--	--	--
San Antonio	2	0	2	2	0	--	--	--	--	--
San Diego	0	0	0	0	0	--	--	--	--	--
San Jose	0	0	0	0	0	--	--	--	--	--
Springfield	0	0	0	0	0	--	--	--	--	--
Syracuse	3	0	0	0	12	--	--	--	--	--
Texas	1	0	0	0	7	--	--	--	--	--
Toronto	7	0	0	0	2	--	--	--	--	--
Utica	9	3	2	5	6	--	--	--	--	--
W/B-Scranton	0	0	0	0	0	--	--	--	--	--
<i>Defunct Teams</i>										
Hamilton	6	2	0	2	7	--	--	--	--	--
Oklahoma City	2	0	0	0	2	--	--	--	--	--
TOTALS	52	8	7	15	54	--	--	--	--	--





TYLER WOTHERSPOON #5 - D



BORN: Burnaby, British Columbia, Canada
DATE: 3-12-1993
HEIGHT: 6'1"
WEIGHT: 203 lbs.
SHOOTS: Left
DRAFTED: 2011 NHL Entry Draft (Round 2, #57 Overall) by Calgary

CAREER STATS

SEASON	CLUB	LEA.	REGULAR SEASON					PLAYOFFS				
			GP	G	A	PTS	PIM	GP	G	A	PTS	PIM
2008-09	Portland Winter Hawks	WHL	4	0	0	0	0	--	--	--	--	--
2009-10	Portland Winterhawks	WHL	43	1	4	5	21	15	2	0	0	0
2010-11	Portland Winterhawks	WHL	64	2	10	12	73	20	3	1	4	10
2011-12	Portland Winterhawks	WHL	67	7	21	28	42	22	1	6	7	6
2012-13	Portland Winterhawks	WHL	61	7	30	37	30	21	2	8	10	20
2013-14	Abbotsford Heat	AHL	48	1	8	9	12	--	--	--	--	--
	Calgary Flames	NHL	14	0	4	4	4	--	--	--	--	--
2014-15	Adirondack Flames	AHL	61	2	22	24	20	--	--	--	--	--
	Calgary Flames	NHL	1	0	0	0	0	6	0	0	0	0
	TOTALS	NHL	15	0	4	4	4	6	0	0	0	0
		AHL	109	3	30	33	32	--	--	--	--	--
		WHL	239	17	65	82	166	65	6	15	21	36

Amateur Highlights: Played his entire junior career in Portland of the WHL... helped lead the team to a WHL Championship in 2012-13 and a berth in the Memorial Cup... had a goal and 2 assists in 5 Memorial Cup games... served as an alternate captain during the championship year.

Professional Highlights: Suited up in 48 AHL games with the Abbotsford Heat during his first season pro... registered his first pro point, an assist, during his first pro game... scored his first pro goal on 10/20/13... played his first NHL game on 3/7/14... recorded his first NHL assist on 3/8/14... had 24 points in 61 games with Adirondack... suited up in 6 playoff games for the Calgary Flames in 2014-15, his first pro playoff experience...

2014-15 Highlights: Established pro career highs with 2 goals, 22 assists and 24 points in the AHL... called up to Calgary on four separate occasions but only suited up in one regular season game... played in 6 playoff games with Calgary including the Game 6 elimination game of the Vancouver Canucks in the first round.

AHL HIGHLIGHTS


FIRST		
GP:	10/4/13	ABB 5 at LE 2
Goal:	10/20/13	ABB 3 at TEX 9
Assist:	10/4/13	ABB 5 at LE 2

LONGEST PERSONAL STREAKS (Most Recent)		
Goals:	1 (3x)	1/11/15 (1G)
Assists:	3 (1x)	12/2/14 - 12/6/14 (3A)
Points:	3 (1x)	12/2/14 - 12/6/14 (0-3-3)

MOST (Most Recent)			
Goals	1 (3x)	1/6/15	ADK 6 vs. SA 2
Assists	2 (2x)	2/20/15	ADK 3 at OKC 4 (OT)
Points	2 (3x)	2/20/15	ADK 3 at OKC 4 (OT) (0-2-2)
SOG	6 (1x)	3/13/15	ADK 4 at SYR 7
PIM	6 (1x)	2/21/15	ADK 3 at OKC 1
Multi-Point Games	3	2/20/15	ADK 3 at OKC 4 (OT) (0-2-2)



TYLER WOTHERSPOON #5 - D



WOTHERSPOON VS. AHL

OPPONENT	REGULAR SEASON					PLAYOFFS				
	GP	G	A	PTS	PIM	GP	G	A	PTS	PIM
Albany	1	0	0	0	0	--	--	--	--	--
Bakersfield	0	0	0	0	0	--	--	--	--	--
Binghamton	2	0	1	1	0	--	--	--	--	--
Bridgeport	0	0	0	0	0	--	--	--	--	--
Charlotte	4	0	0	0	0	--	--	--	--	--
Chicago	4	0	2	2	2	--	--	--	--	--
Grand Rapids	6	0	0	0	4	--	--	--	--	--
Hartford	0	0	0	0	0	--	--	--	--	--
Hershey	0	0	0	0	0	--	--	--	--	--
Iowa	4	0	0	0	0	--	--	--	--	--
Lake Erie	5	0	2	2	2	--	--	--	--	--
Lehigh Valley	2	0	1	1	0	--	--	--	--	--
Manitoba	0	0	0	0	0	--	--	--	--	--
Milwaukee	5	0	0	0	4	--	--	--	--	--
Ontario	0	0	0	0	0	--	--	--	--	--
Portland	0	0	0	0	0	--	--	--	--	--
Providence	0	0	0	0	0	--	--	--	--	--
Rochester	8	1	2	3	4	--	--	--	--	--
Rockford	5	0	0	0	0	--	--	--	--	--
St. John's	0	0	0	0	0	--	--	--	--	--
San Antonio	9	1	3	4	2	--	--	--	--	--
San Diego	0	0	0	0	0	--	--	--	--	--
San Jose	0	0	0	0	0	--	--	--	--	--
Springfield	0	0	0	0	0	--	--	--	--	--
Syracuse	3	0	3	3	0	--	--	--	--	--
Texas	8	1	2	3	0	--	--	--	--	--
Toronto	8	0	3	3	2	--	--	--	--	--
Utica	13	0	3	3	2	--	--	--	--	--
W/B-Scranton	0	0	0	0	0	--	--	--	--	--
<i>Defunct Teams</i>										
Hamilton	12	0	2	2	2	--	--	--	--	--
Oklahoma City	10	0	6	6	8	--	--	--	--	--
TOTALS	109	3	30	33	32	--	--	--	--	--





2015-16 TRAINING CAMP ROSTER

ALPHABETICAL

#	PLAYER	POS						
15	Agostino, Kenny	LW	8	Kanzig, Keegan	D	48	Van Brabant, Bryce	LW
46	Arnold, Bill	C	16	Kirkpatrick, Michael	C	5	Wotherspoon, Tyler	D
20	Carroll, Austin	RW	18	Klimchuk, Morgan	LW			
3	Culkin, Ryan	D	4	Kylington, Oliver	D			
13	Elson, Turner	LW	32	Lomberg, Ryan	LW			
36	Gillies, Jon	G	7	Morrison, Kenney	D			
26	Granlund, Markus	C	33	Nakladal, Jakub	D			
27	Grant, Derek	C	28	Orr, Colton	RW			
39	Hartzell, Eric	G	21	Poirier, Emile	RW			
9	Hathaway, Garnet	RW	25	Riley, Blair	RW			
22	Heard, Mitchell	C	10	Sieloff, Patrick	D			
40	Hunt, Garet	LW	30	Simpson, Kent	G			
45	Johnson, Aaron	D	34	Smith, Hunter	RW			
			6	Stevenson, Dustin	D			

NUMERICAL

#	PLAYER	POS						
3	Culkin, Ryan	D	21	Poirier, Emile	RW	46	Arnold, Bill	C
4	Kylington, Oliver	D	22	Heard, Mitchell	C	48	Van Brabant, Bryce	LW
5	Wotherspoon, Tyler	D	25	Riley, Blair	RW			
6	Stevenson, Dustin	D	26	Granlund, Markus	C			
7	Morrison, Kenney	D	27	Grant, Derek	C			
8	Kanzig, Keegan	D	28	Orr, Colton	RW			
9	Hathaway, Garnet	RW	30	Simpson, Kent	G			
10	Sieloff, Patrick	D	32	Lomberg, Ryan	LW			
13	Elson, Turner	LW	33	Nakladal, Jakub	D			
15	Agostino, Kenny	LW	34	Smith, Hunter	RW			
16	Kirkpatrick, Michael	C	36	Gillies, Jon	G			
18	Klimchuk, Morgan	LW	39	Hartzell, Eric	G			
20	Carroll, Austin	RW	40	Hunt, Garet	LW			
			45	Johnson, Aaron	D			



2014-15 RESULTS



2014-15 AHL STATISTICS

EASTERN CONFERENCE ATLANTIC

Rank	Team	GP	W	L	OT	SOL	P	PCT	GF	GA	Diff	PIMS	Home	Away	S/O
1	yz-Manchester (ONT)	76	50	17	6	3	109	.717	241	176	65	1310	30-7-1-0	20-10-5-3	2-3
2	x-Providence	76	41	26	7	2	91	.599	209	185	24	989	25-12-0-1	16-14-7-1	1-2
3	x-Worcester (SJ)	76	41	29	4	2	88	.579	224	198	26	809	22-13-2-1	19-16-2-1	2-2
4	x-Portland	76	39	28	7	2	87	.572	203	190	13	1187	22-10-5-1	17-18-2-1	2-2
5	St. John's	76	32	33	9	2	75	.493	183	235	-52	1215	18-15-5-0	14-18-4-2	5-2

NORTHEAST

Rank	Team	GP	W	L	OT	SOL	P	PCT	GF	GA	Diff	PIMS	Home	Away	S/O
1	y-Hartford	76	43	24	5	4	95	.625	221	214	7	1143	24-8-4-2	19-16-1-2	2-4
2	x-Syracuse	76	41	25	10	0	92	.605	218	219	-1	1550	22-10-6-0	19-15-4-0	3-0
3	Springfield	76	38	28	8	2	86	.566	192	209	-17	1269	19-13-5-1	19-15-3-1	5-2
4	Albany	76	37	28	5	6	85	.559	199	201	-2	1368	17-15-5-1	17-16-3-2	2-6
5	Bridgeport	76	28	40	7	1	64	.421	213	246	-33	1726	15-17-5-1	13-19-5-1	3-1

EAST

Rank	Team	GP	W	L	OT	SOL	P	PCT	GF	GA	Diff	PIMS	Home	Away	S/O
1	y-Hershey	76	46	22	5	3	100	.658	218	181	37	1507	26-7-3-2	20-15-2-1	2-3
2	x-W-B/Scranton	76	45	24	3	4	97	.638	212	163	49	1338	23-14-0-1	22-10-3-3	0-4
3	Binghamton	76	34	34	7	1	76	.500	242	258	-16	1620	19-14-4-1	15-20-3-0	1-1
4	Lehigh Valley	76	33	35	7	1	74	.487	194	237	-43	1834	17-15-5-1	16-20-2-0	7-1
5	Norfolk (SD)	76	27	39	6	4	64	.421	168	219	-51	1452	15-17-5-1	12-22-1-3	0-4

WESTERN CONFERENCE NORTH

Rank	Team	GP	W	L	OT	SOL	P	PCT	GF	GA	Diff	PIMS	Home	Away	S/O
1	yz-Utica	76	47	20	7	2	103	.678	219	182	37	978	25-10-3-0	22-10-4-2	2-2
2	x-Toronto	76	40	27	9	0	89	.586	207	203	4	1129	20-13-5-0	20-14-4-0	1-0
3	Hamilton	76	34	29	12	1	81	.533	201	208	-7	1179	15-16-6-1	19-13-6-0	0-1
4	Adirondack (STK)	76	35	33	6	2	78	.513	233	240	-7	1396	17-17-4-0	18-16-2-2	1-2
5	Rochester	76	29	41	5	1	64	.421	209	251	-42	1189	17-19-2-0	12-22-3-1	2-1

MIDWEST

Rank	Team	GP	W	L	OT	SOL	P	PCT	GF	GA	Diff	PIMS	Home	Away	S/O
1	y-Grand Rapids	76	47	20	7	2	100	.658	249	185	64	869	23-10-4-1	23-12-2-1	2-2
2	x-Rockford	76	40	27	9	2	99	.651	222	180	42	1197	24-9-4-1	22-14-1-1	3-2
3	x-Chicago	76	34	29	12	1	87	.572	210	198	12	1076	19-15-3-1	21-14-3-0	1-1
4	Lake Erie	76	35	33	6	4	82	.539	211	240	-29	1112	18-15-3-2	17-14-5-2	2-4
5	Milwaukee	76	29	41	5	7	81	.533	206	218	-12	1186	16-16-2-4	17-12-6-3	2-7

WEST

Rank	Team	GP	W	L	OT	SOL	P	PCT	GF	GA	Diff	PIMS	Home	Away	S/O
1	y-San Antonio	76	45	23	7	1	98	.645	248	222	26	1237	23-11-4-0	22-12-3-1	6-1
2	x-Texas	76	40	22	13	1	94	.618	242	216	26	908	20-9-8-1	20-13-5-0	2-1
3	x-Oklahoma City (BAK)	76	41	27	5	3	90	.592	224	212	12	1098	21-12-3-2	20-15-2-1	0-3
4	Charlotte	76	31	38	6	1	69	.454	172	231	-59	1314	19-16-2-1	12-22-4-0	5-1
5	Iowa	76	23	49	2	2	50	.329	172	245	-73	1028	10-26-1-1	13-23-1-1	1-2

Team's with parenthesis part of 2015-16 move west

z-Clinched Conference | y-Clinched Division | x-Clinched Playoff Spot




2014-15 ADIRONDACK FLAMES CALL-UP LIST



JOSH JOORIS
Undrafted



MARKUS GRANLUND
Drafted 2011 by Calgary Flames
(Round 2, #45 Overall)



MICHEAL FERLAND
Drafted 2010 by Calgary Flames
(Round 5, #133 Overall)

#	Name	Pos	AHL Regular Season						AHL Playoffs					NHL Regular Season						NHL Playoffs				
			GP	G	A	P	PIM	+/-	GP	G	A	P	PIM	GP	G	A	P	PIM	+/-	GP	G	A	P	PIM
1	Josh Jooris	F	2	0	0	0	0	0	--	--	--	--	--	60	12	12	24	16	1	9	0	0	0	4
2	Markus Granlund	C	21	9	8	17	14	-2	--	--	--	--	--	48	8	10	18	16	-4	3	0	1	1	0
3	Micheal Ferland	LW	32	7	8	15	30	2	--	--	--	--	--	26	2	3	5	16	1	9	3	2	5	23
4	Sven Baertschi	LW	36	8	17	25	6	0	--	--	--	--	--	15	0	4	4	6	-3	--	--	--	--	--
5	Drew Shore	C	12	3	4	7	8	0	--	--	--	--	--	11	1	2	3	0	-5	1	0	0	0	2
6	Emile Poirier	LW	55	19	23	42	50	7	--	--	--	--	--	6	0	1	1	0	1	--	--	--	--	--
7	Corey Potter	D	25	0	10	10	18	10	--	--	--	--	--	6	0	0	0	0	-1	2	0	0	0	0
8	Joni Ortio	G	37	0	0	0	0	--	--	--	--	--	--	6	0	0	0	0	--	--	--	--	--	--
9	Max Reinhart	C	69	15	24	39	38	-11	--	--	--	--	--	4	0	0	0	0	-3	--	--	--	--	--
10	David Wolf	LW	59	20	18	38	168	8	--	--	--	--	--	3	0	0	0	2	0	1	0	0	0	0
11	Corban Knight	C	22	8	4	12	12	-1	--	--	--	--	--	2	0	0	0	0	0	--	--	--	--	--
12	Brett Kulak	D	26	4	9	13	27	-2	--	--	--	--	--	1	0	0	0	2	0	--	--	--	--	--
13	John Ramage	D	57	3	12	15	81	-3	--	--	--	--	--	1	0	0	0	0	-1	--	--	--	--	--
14	Tyler Wotherspoon	D	61	2	22	24	20	-1	--	--	--	--	--	1	0	0	0	0	-3	6	0	0	0	0
15	Brad Thiessen	G	34	0	1	1	0	--	--	--	--	--	--	0	0	0	0	0	--	--	--	--	--	--

NHL DEBUTS IN 2014-15

Name	Debut Date	Age (Y-D)	H/A	Score	W/L	Stats from Debut							
						G	A	P	PIM	+/-	SHFT	TOI	GWG
Emile Poirier	2/24/15 @ NYR	20-072	A	0-1	L	0	0	0	0	0	16	8:10	--
Brett Kulak	4/11/15 @ WPG	21-095	A	1-5	L	0	0	0	2	0	29	19:31	--
Micheal Ferland	10/31/14 @ NSH	22-194	A	4-3	W	0	0	0	0	0	15	9:43	--
John Ramage	4/11/15 @ WPG	24-063	A	1-5	L	0	0	0	0	-1	25	18:10	--
Josh Jooris	10/17/14 @ CBJ	24-095	A	2-3	L	1	0	1	0	1	25	15:29	--
David Wolf	1/31/15 v EDM	25-108	H	4-2	W	0	0	0	0	0	16	7:27	--



2014-15 ADIRONDACK FLAMES CALL-UP LIST (CONTINUED)

October (3)

Josh Jooris (Oct. 16) - (Season)
Markus Granlund (Oct. 29) - (Jan. 7)
Micheal Ferland (Oct. 30) - (Dec. 11)

November (4)

Sven Baertschi (Nov. 2) - (Dec. 9)
Max Reinhart (Nov. 9) - (Nov. 21)
Corban Knight (Nov. 21) - (Nov. 26)
Corban Knight (Nov. 27) - (Dec. 3)

December (2)

Corey Potter (Dec. 13) - (Dec. 23)
Corey Potter (Dec. 26) - (Jan. 7)

January (7)

Markus Granlund (Jan. 8) - (Jan. 22)
Joni Ortio (Jan. 8) - (Jan. 22)
Drew Shore (Jan. 13) - (Jan. 20)
Tyler Wotherspoon (Jan. 20) - (Jan. 22)
Tyler Wotherspoon (Jan. 26) - (Feb. 3)
Sven Baertschi (Jan. 26) - (Feb. 5)
David Wolf (Jan. 26) - (Feb. 19)

February (6)

Markus Granlund (Feb. 2) - (Feb. 5)
Corey Potter (Feb. 4) - (Season)
Markus Granlund (Feb. 19) - (Mar. 2)
Micheal Ferland (Feb. 23) - (Season)
Emile Poirier (Feb. 23) - (Mar. 20)
Tyler Wotherspoon (Feb. 26) - (Mar. 1)

March (2)

Drew Shore (Mar. 2) - (Season)
Markus Granlund (Mar. 18) - (Season)

April (7)

Tyler Wotherspoon (Apr. 3) - (Season)
Brad Thiessen (Apr. 5) - (Apr. 8)^
Joni Ortio (Apr. 8) - (Apr. 15)
John Ramage (Apr. 10) - (Apr. 11)
Emile Poirier (Apr. 10) - (Apr. 11)
David Wolf (Apr. 10) - (Apr. 11)
Brett Kulak (Apr. 10) - (Apr. 11)

Postseason (12)

Joni Ortio (Apr. 20)
Turner Elson (Apr. 21)
Ryan Culkin (Apr. 21)
Patrick Sieloff (Apr. 21)
Max Reinhart (Apr. 21)
Mark Cundari (Apr. 21)
Kenny Agostino (Apr. 21)
John Ramage (Apr. 21)
Emile Poirier (Apr. 21)
David Wolf (Apr. 21)**
Brett Kulak (Apr. 21)
Bill Arnold (Apr. 21)

*Calgary called up Corban Knight on January 9 to trade him to the Florida Panthers. The Flames also called up Sven Baertschi on March 2 to trade him to the Vancouver Canucks.
^Thiessen did not play but dressed as the back-up
**David Wolf was the only player to play in the postseason

Player	# of Call-Ups	Days in NHL	NHL GP	AHL GP
Josh Jooris	1	177	60	2
Markus Granlund	5	111	48	21
Micheal Ferland	2	89	26	32
Corey Potter	3	88	6	25
Sven Baertschi	2	47	15	36
Drew Shore	2	47	11	12
Emile Poirier	2	26	6	55
David Wolf	2	25	3	59
Tyler Wotherspoon	4	21	1	61
Joni Ortio	2	17	6	37
Max Reinhart	1	12	4	69
Corban Knight	2	11	2	22
Brad Thiessen	1	3	0	34
John Ramage	1	1	1	57
Brett Kulak	1	1	1	26



2014-15 ADIRONDACK FLAMES HIGHS & LOWS (MOST RECENT LISTED)

LONGEST STREAKS

WINNING: 9 GAMES
Nov. 7 - Nov. 26
HOME WINNING: 4 GAMES
Nov. 18 - Nov. 26
ROAD WINNING: 5 GAMES
Nov. 7 - Nov. 15
LOSING: 4 GAMES
Jan. 9 - Jan. 23
HOME LOSING: 4 GAMES
Apr. 11 - Apr. 19
ROAD LOSING: 5 GAMES
Dec. 28 - Feb. 20
WINLESS (OT & SOL INCLUDED): 4 GAMES (2X)
Jan. 9 - Jan. 23
HOME WINLESS (OT & SOL INCLUDED): 4 GAMES
Apr. 11 - Apr. 19
ROAD WINLESS (OT & SOL INCLUDED): 5 GAMES
Dec. 28 - Feb. 20

MOST GOALS

FOR, ONE GAME: 10 GOALS
Feb. 10 (ADK 10 vs. SYR 0)
FOR, ONE HOME GAME: 10 GOALS
Feb. 10 (ADK 10 vs. SYR 0)
FOR, ONE ROAD GAME: 7 GOALS
Apr. 4 (ADK 7 at SA 3)
AGAINST, ONE GAME: 8 GOALS
Mar. 15 (ADK 7 vs. BNG 8) OT
AGAINST, ONE HOME GAME: 8 GOALS
Mar. 15 (ADK 7 vs. BNG 8) OT
AGAINST, ONE ROAD GAME: 7 GOALS (4X)
Apr. 7 (ADK 4 at TOR 7)
TOTAL GOALS, ONE GAME: 15 GOALS
Mar. 15 (ADK 7 vs. BNG 8) OT
FOR, ONE PERIOD: 4 GOALS (6X)
Mar. 28 (ADK 7 vs. OKC 3) (1st P)
AGAINST, ONE PERIOD: 4 GOALS (4X)
Apr. 11 (ADK 2 vs. LE 5) (2nd P)

LARGEST

WINNING MARGIN: 10 GOALS
Feb. 10 (ADK 10 vs. SYR 0)
LOSING MARGIN: 5 GOALS
Oct. 10 (ADK 1 at. RCH 6)

MOST SHOTS, GAME

FOR: 50 SHOTS
Dec. 10 (ADK 3 vs. HAM 2) OT
FOR, ONE HOME GAME: 50 SHOTS
Dec. 10 (ADK 3 vs. HAM 2) OT
FOR, ONE ROAD GAME: 43 SHOTS
Jan. 10 (ADK 1 at UTI 4)
AGAINST: 51 SHOTS
Feb. 13 (ADK 4 at RCH 7)
AGAINST, ONE HOME GAME: 45 SHOTS
Nov. 29 (ADK 1 vs. GR 6)
AGAINST, ONE ROAD GAME: 51 SHOTS
Feb. 13 (ADK 4 at RCH 7)

MOST SHOTS, PERIOD

FOR: 21 SHOTS
Mar. 15 (ADK 7 vs. BNG 8) OT (3rd P)
FOR, ONE HOME GAME: 21 SHOTS
Mar. 15 (ADK 7 vs. BNG 8) OT (3rd P)
FOR, ONE ROAD GAME: 19 SHOTS (3X)
Apr. 7 (ADK 4 at TOR 7) (3rd P)
AGAINST: 22 SHOTS
Feb. 13 (ADK 4 at RCH 7) (1st P)
AGAINST, ONE HOME GAME: 21 SHOTS
Nov. 29 (ADK 1 vs. GR 6) (2nd P)
AGAINST, ONE ROAD GAME: 22 SHOTS
FFeb. 13 (ADK 4 at RCH 7) (1st P)

FEWEST SHOTS, GAME

FOR: 18 SHOTS
Nov. 18 (ADK 3 vs. CHI 0)
FOR, ONE HOME GAME: 18 SHOTS
Nov. 18 (ADK 3 vs. CHI 0)
FOR, ONE ROAD GAME: 19 SHOTS
Dec. 26 (ADK 1 at UTI 2)
AGAINST: 15 SHOTS
Jan. 2 (ADK 1 vs. UTI 2)
AGAINST, ONE HOME GAME: 15 SHOTS
Jan. 2 (ADK 1 vs. UTI 2)
AGAINST, ONE ROAD GAME: 20 SHOTS
Dec. 28 (ADK 0 at TOR 2)

FEWEST SHOTS, PERIOD

FOR: 2 SHOTS
Dec. 26 (ADK 1 vs. UTI 2) (1st P)
FOR, ONE HOME GAME: 3 SHOTS
Nov. 18 (ADK 3 vs. CHI 0) (3rd P)
FOR, ONE ROAD GAME: 2 SHOTS
Dec. 26 (ADK 1 vs. UTI 2) (1st P)
AGAINST: 2 SHOTS
Jan. 3 (ADK 4 vs. RCH 0) (3rd P)
AGAINST, ONE HOME GAME: 2 SHOTS
Jan. 3 (ADK 4 vs. RCH 0) (3rd P)
AGAINST, ONE ROAD GAME: 3 SHOTS
Nov. 28 (ADK 1 at UTI 2) (2nd P)

MOST POWER PLAY GOALS

FOR, ONE GAME: 3 GOALS (3X)
Dec. 17 (ADK 4 at CHI 1)
AGAINST, ONE GAME: 4 GOALS (2X)
Apr. 7 (ADK 4 at TOR 7)
TOTAL, ONE GAME: 5 GOALS (2X)
Apr. 7 (ADK 4 at TOR 7) (1 PPGF, 4 PPGA)

MOST SHORT HANDED GOALS

FOR, ONE GAME: 2 GOALS
Mar. 28 (ADK 7 vs. OKC 3)
Garnet Hathaway, Kenny Agostino
AGAINST, ONE GAME: 1 GOAL (10X)
Apr. 11 (ADK 2 vs. LE 5)
Kenny Ryan
TOTAL, ONE GAME: 2 GOALS
Mar. 28 (ADK 7 vs. OKC 3)
Garnet Hathaway, Kenny Agostino



2014-15 ADIRONDACK FLAMES HIGHS & LOWS-INDIVIDUAL (MOST RECENT LISTED)

STREAKS

SCORING GOALS: 4 GAMES

David Wolf, Jan 10 - 24 (6 goals)

SCORING ASSISTS: 5 GAMES (2X)

Kenny Agostino, Mar. 28 - Apr. 7 (7 assists)

SCORING POINTS: 7 GAMES (3X)

Kenny Agostino, Mar. 6 - 18
(3 goals, 7 assists, 10 points)

MOST

GAMES PLAYED: 72 GAMES

Garnet Hathaway

GOALS: 20 GOALS

David Wolf

GOALS, ONE GAME: 3 GOALS (2X)

Sven Baertschi, Feb 10
(ADK 10 vs. SYR 0)

ASSISTS: 28 ASSISTS

Kenny Agostino

ASSISTS, ONE GAME: 4 ASSISTS

Max Reinhart, Mar. 15 (ADK 7 vs. BNG 8) OT

POINTS: 43 POINTS

Kenny Agostino (15 goals, 28 Assists)

POINTS, ONE GAME: 4 POINTS (3X)

Max Reinhart (4 A), Mar. 15
(ADK 7 vs. BNG 8) OT

PENALTY MINUTES: 168 MINUTES

David Wolf

PENALTY MINUTES, ONE GAME: 27

Trevor Gillies, Oct. 10
(ADI 1 at RCH 6)

POWER PLAY GOALS: 6 GOALS (2X)

Emile Poirier, Apr. 18

GAME WINNING GOALS: 4 GOALS (2X)

Turner Elson, Apr. 10

GAME WINNING SHOOT-OUT GOALS: 1

Emile Poirier

OVERTIME GOALS: 1 GOAL (6X)

Kenny Agostino, Apr. 17

SHORT-HANDED GOALS: 3 GOALS

Kenny Agostino

SHOTS: 172 SHOTS

Max Reinhart

SHOTS, ONE GAME: 8 SHOTS (3X)

Markus Granlund, Mar. 14
(ADK 5 vs. TOR 4)

FASTEST OPENING GOAL

FOR: 0:13

David Wolf, Nov. 21 (ADK 4 vs. SYR 1)

AGAINST: 0:22

Zac Dalpe, Feb. 13 (ADK 4 at RCH 7)

FASTEST OPENING GOAL OTHER THAN

1ST PERIOD

FOR: 0:10

Bryce Van Brabant, Dec. 26
(ADK 1 at UTI 2) 2nd period

AGAINST: 0:17

William Nylander
(ADK 5 vs. TOR 4) 3rd period



2014-15 ADIRONDACK FLAMES HIGHS & LOWS

ADIRONDACK MONTH-BY-MONTH RECORD

Month	GP	W	L	OT	SOL	GF	GA	Diff	Home	Away	Pts
Oct.	9	3	5	1	0	26	37	-11	3-2-0-0	0-3-1-0	7
Nov.	12	9	3	0	0	36	28	8	4-2-0-0	5-1-0-0	18
Dec.	14	8	5	0	1	34	30	4	3-2-0-0	5-3-0-1	17
Jan.	9	4	3	2	0	28	23	5	4-1-2-0	0-2-0-0	10
Feb.	9	3	5	1	0	30	28	2	1-4-0-0	2-1-1-0	7
Mar.	13	5	5	2	1	44	49	-5	2-2-2-0	3-3-0-1	13
Apr.	10	3	7	0	0	35	45	-10	0-4-0-0	3-3-0-0	6
TOTALS	76	35	33	6	2	233	240	-7	17-17-4-0	18-16-2-2	78

ADIRONDACK TEAM-BY-TEAM RECORD

Opp	HOME								AWAY							
	GP	W	L	OT/SOL	GF	GA	Pts	GP	W	L	OT/SOL	GF	GA	Pts		
Albany	1	0	1	0	1	5	0	1	1	0	0	1	0	2		
Binghamton	1	0	0	1	7	8	1	1	0	1	0	3	5	0		
Bridgeport	0	0	0	0	0	0	0	0	0	0	0	0	0	0		
Charlotte	0	0	0	0	0	0	0	0	0	0	0	0	0	0		
Chicago	1	1	0	0	3	0	2	1	1	0	0	4	1	2		
Grand Rapids	1	0	1	0	1	6	0	1	1	0	0	4	1	2		
Hamilton	4	1	2	1	8	11	3	4	4	0	0	17	8	8		
Hartford	0	0	0	0	0	0	0	0	0	0	0	0	0	0		
Hershey	0	0	0	0	0	0	0	0	0	0	0	0	0	0		
Iowa	1	0	1	0	0	4	0	1	1	0	0	2	1	2		
Lake Erie	2	0	2	0	3	9	0	2	2	0	0	7	4	4		
Lehigh Valley	1	1	0	0	4	2	2	1	0	0	1	3	4	1		
Manchester (ONT)	0	0	0	0	0	0	0	0	0	0	0	0	0	0		
Milwaukee	1	0	0	1	3	4	1	1	1	0	0	3	1	2		
Norfolk (SD)	0	0	0	0	0	0	0	0	0	0	0	0	0	0		
Oklahoma City (BAK)	2	1	0	1	11	8	3	2	1	0	1	6	5	3		
Portland	0	0	0	0	0	0	0	0	0	0	0	0	0	0		
Providence	0	0	0	0	0	0	0	0	0	0	0	0	0	0		
Rochester	6	5	1	0	23	12	10	6	1	4	1	13	26	3		
Rockford	2	0	2	0	2	8	0	2	0	1	1	3	8	1		
San Antonio	2	2	0	0	13	8	4	2	1	1	0	11	8	2		
Springfield	0	0	0	0	0	0	0	0	0	0	0	0	0	0		
St. John's	0	0	0	0	0	0	0	0	0	0	0	0	0	0		
Syracuse	2	2	0	0	14	1	4	2	1	1	0	9	11	2		
Texas	1	1	0	0	3	2	2	1	0	1	0	4	7	0		
Toronto	4	3	1	0	13	13	6	4	1	3	0	11	15	2		
Utica	6	0	6	0	12	21	0	6	2	4	0	10	13	4		
WB-Scranton	0	0	0	0	0	0	0	0	0	0	0	0	0	0		
Worcester (SJ)	0	0	0	0	0	0	0	0	0	0	0	0	0	0		



2014-15 ADIRONDACK FLAMES SCORING SUMMARY

Rank	Player	Pos	GP	G	A	P	+/-	PIM	PP	SH	GW	OT	S	S%
1	* Kenny Agostino	LW	67	15	28	43	1	52	2	3	2	1	134	11.2
2	* Emile Poirier	RW	55	19	23	42	7	50	6	0	3	0	110	17.3
3	Max Reinhart	C	69	15	24	39	-11	38	2	1	4	1	172	8.7
4	* David Wolf	LW	59	20	18	38	8	168	4	0	1	0	118	16.9
5	* Bill Arnold	C	61	15	23	38	2	30	5	0	3	1	87	17.2
6	* Garnet Hathaway	RW	72	19	17	36	-8	77	6	2	0	0	123	15.4
7	Turner Elson	C	59	17	13	30	5	52	2	1	4	0	150	11.3
8	Mark Cundari	D	50	7	22	29	-5	64	3	0	1	0	64	10.9
9	Ben Hanowski	RW	56	16	9	25	3	21	5	0	1	0	129	12.4
10	X-Sven Baertschi	LW	36	8	17	25	0	6	1	0	1	0	75	10.7
11	Tyler Wotherspoon	D	61	2	22	24	-1	20	1	0	1	0	107	1.9
12	Sena Acolatse	D	38	6	13	19	0	68	4	0	0	0	71	8.5
13	Mathieu Tousignant	C	70	5	14	19	-9	136	1	1	2	0	93	5.4
14	* Ryan Culkin	D	37	1	17	18	7	18	1	0	0	0	63	1.6
15	Markus Granlund	C	21	9	8	17	-2	14	3	1	2	0	66	13.6
16	* Bryce Van Brabant	LW	52	8	7	15	-8	54	1	0	1	0	86	9.3
17	Micheal Ferland	LW	32	7	8	15	2	30	1	0	0	0	80	8.8
18	John Ramage	D	57	3	12	15	-3	81	1	0	1	0	98	3.1
19	Taylor Vause	C	41	6	8	14	-8	4	0	1	3	1	70	8.6
20	* Brett Kulak	D	26	4	9	13	-2	27	2	0	0	0	40	10.0
21	X-Corban Knight	C	22	8	4	12	-1	12	1	1	2	0	51	15.7
22	Nolan Yonkman	D	65	2	10	12	-8	52	0	0	0	0	65	3.1
23	* Dustin Stevenson	D	45	3	8	11	5	94	1	0	1	0	73	4.1
24	Devin Setoguchi	RW	19	3	7	10	-7	4	0	0	0	0	38	7.9
25	Corey Potter	D	25	0	10	10	10	18	0	0	0	0	44	0.0
26	Drew Shore	C	12	3	4	7	0	8	2	0	0	0	18	16.7
27	* Kenney Morrison	D	10	2	4	6	0	4	1	0	0	0	27	7.4
28	Brian McGrattan	RW	16	1	5	6	7	25	0	0	0	0	26	3.8
29	X-Brodie Reid	RW	11	3	2	5	-2	2	2	0	1	0	24	12.5
30	* Brant Harris	RW	15	2	3	5	0	0	0	0	0	0	29	6.9
31	* Patrick Sieloff	D	48	2	3	5	-9	78	0	0	0	0	51	3.9
32	Cam Reid	C	12	0	2	2	-3	4	0	0	0	0	17	0.0
33	Trevor Gillies	LW	20	1	0	1	-5	45	0	0	0	0	4	25.0
34	* Brett Cameron	RW	5	0	1	1	0	6	0	0	0	0	5	0.0
35	Nathan Moon	C	6	0	1	1	-2	0	0	0	0	0	12	0.0
36	* Taylor Stefishen	RW	6	0	0	0	-2	0	0	0	0	0	6	0.0
37	* Nick Huard	C	1	0	0	0	0	0	0	0	0	0	0	0.0
38	Tyler Spurgeon	C	1	0	0	0	0	0	0	0	0	0	2	0.0
39	* Lucas Bloodoff	LW	2	0	0	0	0	2	0	0	0	0	3	0.0
40	Josh Jooris	RW	2	0	0	0	0	0	0	0	0	0	6	0.0
41	* Christophe Lalonde	LW	2	0	0	0	-1	0	0	0	0	0	0	0.0
42	* Oleg Yevenko	D	4	0	0	0	-2	14	0	00	0	0	7	0.0



2014-15 ADIRONDACK FLAMES SKATERS BY NUMBER

#	Player	Pos	GP	G	A	P	+/-	PIM	PP	SH	GW	OT	S	S%
2	* Brett Kulak	D	26	4	9	13	-2	27	2	0	0	0	40	10.0
3	* Ryan Culklin	D	37	1	17	18	7	18	1	0	0	0	63	1.6
4	Sena Acolatse	D	38	6	13	19	0	68	4	0	0	0	71	8.5
5	Tyler Wotherspoon	D	61	2	22	24	-1	20	1	0	1	0	107	1.9
6	* Dustin Stevenson	D	45	3	8	11	5	94	1	0	1	0	73	4.1
7	John Ramage	D	57	3	12	15	-3	81	1	0	1	0	98	3.1
8	* Kenney Morrison	D	10	2	4	6	0	4	1	0	0	0	27	7.4
9	* Garnet Hathaway	RW	72	19	17	36	-8	77	6	2	0	0	123	15.4
10	Devin Setoguchi	RW	19	3	7	10	-7	4	0	0	0	0	38	7.9
11	X-Corban Knight	C	22	8	4	12	-1	12	1	1	2	0	51	15.7
12	Nathan Moon	C	6	0	1	1	-2	0	0	0	0	0	12	0.0
12	* Christophe Lalonde	LW	2	0	0	0	-1	0	0	0	0	0	0	0.0
13	Turner Elson	C	59	17	13	30	5	52	2	1	4	0	150	11.3
14	Mark Cundari	D	50	7	22	29	-5	64	3	0	1	0	64	10.9
15	* Kenny Agostino	LW	67	15	28	43	1	52	2	3	2	1	134	11.2
16	Mathieu Tousignant	C	70	5	14	19	-9	136	1	1	2	0	93	5.4
17	Josh Jooris	RW	2	0	0	0	0	0	0	0	0	0	6	0.0
18	* Oleg Yevenko	D	4	0	0	0	-2	14	0	0	0	0	7	0.0
19	Micheal Ferland	LW	32	7	8	15	2	30	1	0	0	0	80	8.8
20	* Brant Harris	RW	15	2	3	5	0	0	0	0	0	0	29	6.9
21	* Emile Poirier	RW	55	19	23	42	7	50	6	0	3	0	110	17.3
22	Brian McGrattan	RW	16	1	5	6	7	25	0	0	0	0	26	3.8
23	Drew Shore	C	12	3	4	7	0	8	2	0	0	0	18	16.7
23	* Brett Cameron	RW	5	0	1	1	0	6	0	0	0	0	5	0.0
24	Trevor Gillies	LW	20	1	0	1	-5	45	0	0	0	0	4	25.0
25	Max Reinhart	C	69	15	24	39	-11	38	2	1	4	1	172	8.7
26	Markus Granlund	C	21	9	8	17	-2	14	3	1	2	0	66	13.6
27	X-Sven Baertschi	LW	36	8	17	25	0	6	1	0	1	0	75	10.7
28	Ben Hanowski	RW	56	16	9	25	3	21	5	0	1	0	129	12.4
32	* Patrick Sieloff	D	48	2	3	5	-9	78	0	0	0	0	51	3.9
33	* Lucas Bloodoff	LW	2	0	0	0	0	2	0	0	0	0	3	0.0
34	Taylor Vause	C	41	6	8	14	-8	4	0	1	3	1	70	8.6
36	X-Brodie Reid	RW	11	3	2	5	-2	2	2	0	1	0	24	12.5
36	Cam Reid	C	12	0	2	2	-3	4	0	0	0	0	17	0.0
38	Nolan Yonkman	D	65	2	10	12	-8	52	0	0	0	0	65	3.1
40	* Nick Huard	C	1	0	0	0	0	0	0	0	0	0	0	0.0
44	Corey Potter	D	25	0	10	10	10	18	0	0	0	0	44	0.0
44	* Taylor Stefishen	RW	6	0	0	0	-2	0	0	0	0	0	6	0.0
45	* David Wolf	LW	59	20	18	38	8	168	4	0	1	0	118	16.9
46	* Bill Arnold	C	61	15	23	38	2	30	5	0	3	1	87	17.2
48	* Bryce Van Brabant	LW	52	8	7	15	-8	54	1	0	1	0	86	9.3
49	Tyler Spurgeon	C	1	0	0	0	0	0	0	0	0	0	2	0.0



2014-15 ADIRONDACK FLAMES GOALIE SUMMARY



JONI ORTIO

Drafted 2009 by the Calgary Flames
(Round 6, #171 Overall)

BRAD THIESSEN

Undrafted

DOUG CARR

Undrafted

Rank	Player	GP	MINS	W	L	OT	SO	EN	GA	GAA	SA	SVS	SV%	PIMS	Assists
1	Joni Ortio	37	2095:15	21	13	1	4	3	94	2.69	1074	980	0.912	0	1
2	Brad Thiessen	34	1907:44	10	16	7	2	7	99	3.11	1010	911	0.902	0	0
3	* Doug Carr	13	526:56	4	3	0	0	2	29	3.30	289	260	0.900	0	0
4	* Jacob Deserres	1	38:48	0	1	0	0	1	3	4.64	16	13	0.813	0	0
5	Empty Net		35:47						13		13				

SHUTOUTS

FOR (6)


Player	Date	Vs.	Result	Saves
Joni Ortio	Nov. 18	vs. CHI	3-0 W	28
Joni Ortio	Dec. 7	at ALB	1-0 W	28
Joni Ortio	Dec. 27	at. HAM	5-0 W	23
Brad Thiessen	Jan. 3	vs. RCH	4-0 W	21
Joni Ortio	Feb. 10	vs. SYR	10-0 W	29
Brad Thiessen	Feb. 27	at UTI	4-0 W	30

AGAINST (5)


Player	Date	Vs.	Result	Saves
Jacob Markstrom	Oct. 22	at UTI	0-3 L	29
Garret Sparks	Dec. 28	at TOR	0-2 L	23
Darcy Kuemper	Feb. 4	vs. IA	0-4 L	28
Antti Raanta	Mar. 21	at RFD	0-4 L	26
Michael Leighton	Mar. 27	vs. RFD	0-4 L	25



2014-15 ADIRONDACK FLAMES TOP GOAL SCORERS



DAVID WOLF
1st on Adirondack with 20 goals



GARNET HATHAWAY
2nd on Adirondack with 19 goals



EMILE POIRIER
2nd on Adirondack with 19 goals

INDIVIDUAL GOAL SCORING BREAKDOWN

Player	TOT	1	2	3	OT	SO	RD	HM	W	L	OTL/SOL
Sena Acolatse	6	3	3	0	0	0	3	3	2	1	3
* Kenny Agostino	15	3	4	7	1	0	10	5	8	5	1
* Bill Arnold	15	6	3	5	1	0	8	7	7	6	1
X-Sven Baertschi	8	2	2	4	0	0	1	7	4	0	1
* Ryan Culkin	1	0	0	1	0	0	0	1	1	0	0
Mark Cundari	7	0	6	1	0	0	4	3	6	1	0
Turner Elson	17	4	3	10	0	0	10	7	8	5	0
Micheal Ferland	7	5	1	1	0	0	2	5	4	1	2
Trevor Gillies	1	1	0	0	0	0	0	1	1	0	0
Markus Granlund	9	5	1	3	0	0	2	7	5	2	0
Ben Hanowski	16	5	5	6	0	0	6	10	8	3	1
* Brant Harris	2	1	0	1	0	0	0	2	1	1	0
* Garnet Hathaway	19	10	6	3	0	0	11	8	11	3	3
X-Corban Knight	8	1	4	3	0	1	1	7	6	1	0
* Brett Kulak	4	1	1	2	0	0	1	3	0	2	1
Brian McGrattan	1	0	0	1	0	0	1	0	0	1	0
* Kenney Morrison	2	0	1	1	0	0	0	2	1	1	0
* Emile Poirier	19	6	5	8	0	1	12	7	8	6	1
John Ramage	3	0	3	0	0	0	2	1	2	0	1
X-Brodie Reid	3	1	0	2	0	0	0	3	3	0	0
Max Reinhart	15	5	6	3	1	0	8	7	10	3	0
Devin Setoguchi	3	1	1	1	0	0	1	2	1	2	0
Drew Shore	3	1	1	1	0	0	1	2	2	1	0
* Patrick Sieloff	2	1	1	0	0	0	2	0	1	1	0
* Dustin Stevenson	3	0	1	2	0	0	2	1	2	0	1
Mathieu Tousignant	5	1	1	3	0	1	3	2	4	1	0
* Bryce Van Brabant	8	0	6	2	0	0	6	2	4	3	0
Taylor Vause	6	1	3	1	1	0	2	4	4	1	0
* David Wolf	20	5	8	7	0	0	11	9	6	5	5
Tyler Wotherspoon	2	0	2	0	0	0	0	2	2	0	0
Nolan Yonkman	2	1	1	0	0	0	2	0	2	0	0



2014-15 ADIRONDACK FLAMES GOALS

POWER-PLAY GOALS FOR

Player	ALB	BNG	CHI	GR	HAM	IA	LE	LV	MIL	OKC	RCH	RFD	SA	SYR	TEX	TOR	UTI	TOT
Acolatse								1		1	1			1				4
Agostino												1					1	2
Arnold							1				1					3		5
Baertschi					1													1
Culkin											1							1
Cundari			1													1	1	3
Elson																2		2
Ferland										1								1
Granlund								1			1					1		3
Hanowski							1		1	1			1			1		5
Hathaway			1		1						2		2					6
Knight													1					1
Kulak	1	1																2
Morrison							1											1
Poirier			1		1						1		1	1			1	6
Ramage				1														1
Reid											1			1				2
Reinhart											1					1		2
Shore														1			1	2
Stevenson								1										1
Tousignant			1															1
Van Brabant																	1	1
Wolf								1			2		1					4
Wotherspoon											1							1
TOTALS	1	1	4	1	3	0	3	4	1	3	12	1	6	4	0	9	5	58

POWER-PLAY RECORD

Advantages	Power-Play Goals	Percentage	AHL Rank
298	58	19.5	4th

POWER-PLAY GOALS AGAINST

ALB	BNG	CHI	GR	HAM	IA	LE	LV	MIL	OKC	RCH	RFD	SA	SYR	TEX	TOR	UTI	TOT
1	3	0	1	4	3	3	2	1	8	12	3	2	0	1	6	7	57



2014-15 ADIRONDACK FLAMES GOALS

PENALTY KILL RECORD

Disadvantages	PPG Against	Kill Percentage	AHL Rank
335	57	83.0	18th

SHORTHANDED GOALS

FOR (11)

Player	Date	Vs.	Result
Corban Knight	Nov. 18	vs. CHI	3-0 W
Turner Elson	Jan. 31	vs. RCH	3-2 W
Markus Granlund	Feb. 10	vs. SYR	10-0 W
Kenny Agostino	Mar. 13	at SYR	4-7 L
Garnet Hathaway	Mar. 18	at RFD	3-4 SOL
Ben Hanowski	Mar. 28	vs. OKC	7-3 W
Ken Agostino*	Mar. 28	vs. OKC	7-3 W
Max Reinhart	Apr. 1	at TEX	4-7 L
Mathieu Tousignant	Apr. 2	at SA	4-5 L
Taylor Vause	Apr. 4	at SA	7-3 W
Kenny Agostino	Apr. 7	at TOR	4-7 L

*Shorthanded Penalty Shot

AGAINST (10)

Player	Date	Vs.	Result
Scott Laughton	Oct. 18	vs. LV	4-2 W
Brandon DeFazio	Oct. 22	at UTI	0-3 L
Jacob de la Rose	Nov. 8	at HAM	4-3 W
Joel Armia	Nov. 10	at RCH	4-3 W
Rich Clune	Jan. 17	vs. MIL	3-4 OTL
Alex Friesen	Feb. 6	vs. UTI	2-4 L
Carter Bancks	Feb. 7	vs. UTI	2-3 L
Stephen Johns	Mar. 21	at RFD	0-4 L
Landon Ferraro	Mar. 22	at GR	4-1 W
Kenny Ryan	Apr. 11	vs. LE	2-5 L

EMPTY NET GOALS

FOR (9)

Player	Date	Vs.	Result
Dustin Stevenson	Oct. 18	vs. LV	4-2 W
Ben Hanowski	Nov. 14	at LE	4-2 W
Brodie Reid	Nov. 18	vs. CHI	3-0 W
Garnet Hathaway	Feb. 21	at OKC	3-1 W
Turner Elson	Mar. 7	at TOR	4-1 W
Ben Hanowski	Mar. 22	at GR	4-1 W
David Wolf	Mar. 28	vs. OKC	7-3 W
Taylor Vause	Apr. 4	at SA	7-3 W
Turner Elson	Apr. 10	at UTI	3-2 W

AGAINST (13)

Player	Date	Vs.	Result
Peter Regim	Oct. 16	vs. RFD	2-4 L
Johan Larsson	Oct. 24	at RCH	1-4 L
Drayson Bowman	Dec. 2	vs. HAM	3-5 L
Alex Friesen	Dec. 20	vs. UTI	1-4 L
Brandon Kozun	Dec. 28	at TOR	0-2 L
Alex Friesen	Feb. 6	vs. UTI	2-4 L
Byron Froese	Mar. 6	at TOR	3-5 L
Jake Dotchin	Mar. 13	at SYR	4-7 L
Stephen Johns	Mar. 21	at RFD	0-4 L
Justin Dowling	Apr. 1	at TEX	4-7 L
T. J. Brennan	Apr. 7	at TOR	4-7 L
Reid Petryk	Apr. 12	vs. LE	1-4 L
Mikhail Grigorenko	Apr. 19	vs. RCH	3-5 L



2014-15 ADIRONDACK FLAMES GOALS

HAT TRICKS

FOR (2)

Player	Date	Vs.	Result	Goalie	Goals
Ben Hanowski	Nov. 14	at LE	4-2 W	Roman Will/Empty Net	3
Sven Baertschi	Feb. 10	vs. SYR	10-0 W	Allen York	3

AGAINST (2)

Player	Date	Vs.	Result	Goalie	Goals
Paul Thompson	Oct. 11	vs. ALB	1-5 L	Joni Ortio	4
Brendan Leipsic	Apr. 7	at TOR	4-7 L	Doug Carr/Jacob Deserres	3

PENALTY SHOTS

FOR (4)

Shooter	Goalie	Date	Vs.	Goal ?	Result	GWG	Rule
Kenny Agostino	Calvin Pickard	Nov. 15	at LE	No	3-2 SOW	No	55.5
Corban Knight	Garret Sparks	Dec. 31	vs. TOR	Yes	3-2 OTW	No	63.5
Emile Poirier	Matt Hackett	Jan. 23	at RCH	No	2-3 L	No	55.5
Kenny Agostino	Laurent Brossoit	Mar. 28	vs. OKC	Yes	7-3 W	Yes	55.5

AGAINST (6)

Shooter	Goalie	Date	Vs.	Goal?	Result	GWG	Rule
Joel Armia	Joni Ortio	Oct. 10	at RCH	Yes	1-6 L	No	55.5
Christian Thomas	Joni Ortio	Dec. 2	vs. HAM	Yes	3-5 L	Yes	53.6; 56.6
Buddy Robinson	Brad Thiessen	Dec. 6	at BNG	No	3-5 L	No	57.3
Tim Schaller	Brad Thiessen	Dec. 19	at RCH	No	2-3 SOL	No	57.3
Mark Pysyk	Doug Carr	Jan. 23	at RCH	No	2-3 L	No	61.6
Scott Glennie	Brad Thiessen	Apr. 1	at TEX	No	4-7 L	No	67.4



2014-15 ADIRONDACK FLAMES GOALS

PENALTY BREAKDOWN							MULTIPLE POINT GAMES														
Player	GP	PIM	Minor	Major	Misc	G Misc	GOALS				ASSISTS				POINTS						
							2	3	4	TOT	2	3	4	TOT	2	3	4	5	TOT		
Sena Acolatse	38	68	14	4	2	0	0	0	0	0	0	0	0	0	0	2	0	0	0	0	2
Kenny Agostino	67	52	11	2	1	1	1	0	0	1	5	0	0	5	8	3	0	0	0	0	11
Bill Arnold	61	30	15	0	0	0	1	0	0	1	2	1	0	3	7	1	0	0	0	8	
Sven Baertschi	36	6	3	0	0	0	1	1	0	2	3	1	0	4	3	2	1	0	0	6	
Lucas Bloodoff	2	2	1	0	0	0	--	--	--	--	--	--	--	--	--	--	--	--	--	--	
Brett Cameron	5	6	3	0	0	0	--	--	--	--	--	--	--	--	--	--	--	--	--	--	
Doug Carr	13	0	0	0	0	0	--	--	--	--	--	--	--	--	--	--	--	--	--	--	
Ryan Culkin	37	18	9	0	0	0	0	0	0	0	3	0	0	3	2	1	0	0	0	3	
Mark Cundari	50	64	9	0	0	0	0	0	0	0	3	0	0	3	2	1	0	0	0	3	
Jacob Deserres	1	0	0	0	0	0	--	--	--	--	--	--	--	--	--	--	--	--	--	--	
Turner Elson	59	52	16	4	0	0	4	0	0	4	1	0	0	1	6	0	0	0	0	6	
Micheal Ferland	35	30	10	2	0	0	0	0	0	0	1	0	0	1	2	1	0	0	0	3	
Trevor Gillies	20	45	5	3	0	2	--	--	--	--	--	--	--	--	--	--	--	--	--	--	
Markus Granlund	21	14	7	0	0	0	2	0	0	2	1	0	0	1	6	0	0	0	0	6	
Ben Hanowski	56	21	8	1	0	0	2	1	0	3	2	0	0	2	3	1	1	0	0	5	
Brant Harris	15	0	0	0	0	0	--	--	--	--	--	--	--	--	--	--	--	--	--	--	
Garnet Hathaway	72	77	31	3	0	0	2	0	0	2	1	1	0	2	4	3	0	0	0	7	
Nick Huard	1	0	0	0	0	0	--	--	--	--	--	--	--	--	--	--	--	--	--	--	
Josh Jooris	2	0	0	0	0	0	--	--	--	--	--	--	--	--	--	--	--	--	--	--	
Corban Knight	22	12	6	0	0	0	1	0	0	1	0	0	0	0	2	0	0	0	0	2	
Brett Kulak	26	27	6	1	0	1	1	0	0	1	1	0	0	1	2	0	0	0	0	2	
Christophe Lalonde	2	0	0	0	0	0	--	--	--	--	--	--	--	--	--	--	--	--	--	--	
Brian McGrattan	16	25	5	1	1	0	0	0	0	0	1	0	0	1	1	0	0	0	0	1	
Nathan Moon	6	0	0	0	0	0	--	--	--	--	--	--	--	--	--	--	--	--	--	--	
Kenney Morrison	10	4	2	0	0	0	0	0	0	0	1	0	0	1	0	1	0	0	0	1	
Joni Ortio	37	0	0	0	0	0	--	--	--	--	--	--	--	--	--	--	--	--	--	--	
Emile Poirier	55	50	20	0	1	0	4	0	0	4	1	1	0	2	7	3	0	0	0	10	
Corey Potter	25	18	9	0	0	0	0	0	0	0	2	0	0	2	2	0	0	0	0	2	
John Ramage	57	81	23	3	1	1	0	0	0	0	2	0	0	2	2	0	0	0	0	2	
Brodie Reid	11	2	1	0	0	0	0	0	0	0	0	0	0	0	1	0	0	0	0	1	
Cam Reid	12	4	2	0	0	0	--	--	--	--	--	--	--	--	--	--	--	--	--	--	
Max Reinhart	69	38	19	0	0	0	2	0	0	2	4	0	1	5	6	2	1	0	0	9	
Devin Setoguchi	19	4	2	0	0	0	0	0	0	0	0	0	0	0	3	0	0	0	0	3	
Drew Shore	12	8	4	0	0	0	--	--	--	--	--	--	--	--	--	--	--	--	--	--	
Patrick Sieloff	48	78	14	6	1	1	--	--	--	--	--	--	--	--	--	--	--	--	--	--	
Tyler Spurgeon	1	0	0	0	0	0	--	--	--	--	--	--	--	--	--	--	--	--	--	--	
Taylor Stefishen	6	0	0	0	0	0	--	--	--	--	--	--	--	--	--	--	--	--	--	--	
Dustin Stevenson	45	94	22	4	3	0	0	0	0	0	1	0	0	1	0	1	0	0	0	1	
Brad Thiessen	34	0	0	0	0	0	--	--	--	--	--	--	--	--	--	--	--	--	--	--	
Mathieu Tousignant	70	136	28	16	0	0	0	0	0	0	2	0	0	2	4	0	0	0	0	4	
Bryce Van Brabant	52	54	17	4	0	0	1	0	0	1	0	0	0	0	3	0	0	0	0	3	
Taylor Vause	41	4	2	0	0	0	1	0	0	1	0	0	0	0	3	0	0	0	0	3	
David Wolf	59	168	29	10	5	1	4	0	0	4	3	0	0	3	9	1	0	0	0	10	
Tyler Wotherspoon	61	20	10	0	0	0	0	0	0	0	2	0	0	2	3	0	0	0	0	3	
Oleg Yevenko	4	14	2	2	0	0	--	--	--	--	--	--	--	--	--	--	--	--	--	--	
Nolan Yonkman	65	52	11	4	0	1	--	--	--	--	--	--	--	--	--	--	--	--	--	--	
BENCH	76	18	9	0	0	0	--	--	--	--	--	--	--	--	--	--	--	--	--	--	



2014-15 ADIRONDACK FLAMES GAME-BY-GAME RESULTS

Goal Key: underline = power-play goal, * = shorthanded goal, bold = game-winning goal, **bold italic** = GW shoot-out goal, + = game-tying goal, \$ = empty net, # = penalty shot goal

OVERALL

Gm #	Day	Date	Home	Away	Result	Record	Pts	GF	GA	Flames Goals By #	Deciding Goal	Shots - ADK/Opp	PP	PK	Goalie w/ Decision	Saves/ Shots	Save %	Attendance	Conf. Rank
1	Fri.	Oct. 10	RCH	ADK	1-6 L	0-1-0-0	0	1	6	15	M. Grigorenko	28/34	0/6	4/6	Ortio	28/34	0.824	6741	12
2	Sat.	Oct. 11	ADK	ALB	1-5 L	0-2-0-0	0	2	11	2	P. Thompson	35/30	1/3	3/4	Ortio	25/30	0.833	5078	14
3	Thur.	Oct. 16	ADK	RFD	2-4 L	0-3-0-0	0	4	15	19, 11	K. Dahlbeck	23/39	0/4	3/5	Thiessen	35/38	0.921	2289	15
4	Fri.	Oct. 17	LV	ADK	3-4 OTL	0-3-1-0	1	7	19	4, 45, 6	B. Manning	32/31	2/8	5/7	Ortio	27/31	0.871	8647	14
5	Sat.	Oct. 18	ADK	LV	4-2 W	1-3-1-0	3	11	21	19, 26, 26, 6, 6	M. Granlund	36/38	2/6	3/3	Ortio	36/38	0.947	4055	11
6	Wed.	Oct. 22	UTL	ADK	0-3 L	1-4-1-0	3	11	24		H. Shinkaruk	29/34	0/3	6/7	Ortio	31/34	0.912	3815	11
7	Fri.	Oct. 24	RCH	ADK	1-4 L	1-5-1-0	3	12	28	26	M. Grigorenko	35/31	1/4	3/4	Thiessen	27/30	0.900	5815	11
8	Sat.	Oct. 25	ADK	RCH	7-3 W	2-5-1-0	5	19	31	9, 16, 48, 5, 19, 15, 3	T. Wotherspoon	41/30	3/5	4/5	Ortio	27/30	0.900	3194	13
9	Wed.	Oct. 29	ADK	SA	7-6 W	3-5-1-0	7	26	37	28, 19, 9, 28, 11, 25, 11	C. Knight	37/42	3/5	0/2	Ortio	36/42	0.857	2429	8
10	Sat.	Nov. 1	ADK	UTL	4-5 L	3-6-1-0	7	30	42	21, 21, 48, 28	C. Bancaks	26/31	1/8	4/5	Thiessen	18/20	0.900	3343	13
11	Fri.	Nov. 7	HAM	ADK	3-1 W	4-6-1-0	9	33	43	45, 13, 48	T. Elson	29/27	0/3	4/4	Thiessen	26/27	0.963	2284	12
12	Sat.	Nov. 8	HAM	ADK	4-3 W	5-6-1-0	11	37	46	9, 48, 13, 16	M. Tousseignant	36/39	1/6	6/7	Ortio	36/39	0.923	2485	9
13	Mon.	Nov. 10	RCH	ADK	4-3 W	6-6-1-0	13	41	49	21, 46, 9, 46	B. Arnold	29/30	1/4	6/7	Ortio	27/30	0.900	5235	6
14	Fri.	Nov. 14	LE	ADK	4-2 W	7-6-1-0	15	45	51	28, 46, 28, 28	B. Hanowski	24/29	2/7	5/5	Ortio	27/29	0.931	8575	7
15	Sat.	Nov. 15	LE	ADK	3-2 SOW	8-6-1-0	17	48	53	11, 15, 4, 21	E. Poirier	39/35	0/4	4/4	Thiessen	33/35	0.943	6719	6
16	Tue.	Nov. 18	ADK	CHI	3-0 W	9-6-1-0	19	51	53	16, 11*, 36\$	M. Tousseignant	18/28	1/3	5/5	Ortio	28/28	1.000	3734	6
17	Fri.	Nov. 21	ADK	SYR	4-1 W	10-6-1-0	21	55	54	45, 34, 36, 21	T. Vause	34/27	2/5	3/3	Ortio	26/27	0.963	3059	6
18	Sat.	Nov. 22	ADK	RCH	2-1 W	11-6-1-0	23	57	55	28, 36	B. Reid	47/28	1/3	4/4	Thiessen	27/28	0.964	3674	5
19	Wed.	Nov. 26	ADK	TOR	3-2 W	12-6-1-0	25	60	57	28, 28, 46	B. Arnold	28/23	2/5	1/1	Ortio	21/23	0.913	3143	5
20	Fri.	Nov. 28	UTL	ADK	1-2 L	12-7-1-0	25	61	59	21	W. Hamilton	27/24	0/2	3/3	Ortio	22/24	0.917	3835	6
21	Sat.	Nov. 29	ADK	GR	1-6 L	12-8-1-0	25	62	65	46	L. Ferraro	36/45	0/3	3/4	Thiessen	39/45	0.867	5300	7
22	Tue.	Dec. 2	ADK	HAM	3-5 L	12-9-1-0	25	65	70	28, 9, 10	C. Thomas	37/24	0/4	1/2	Ortio	19/23	0.826	2453	7
23	Fri.	Dec. 5	ADK	TEX	3-2 W	13-9-1-0	27	68	72	34, 14, 34	T. Vause	26/39	0/4	5/5	Ortio	37/39	0.949	3270	6
24	Sat.	Dec. 6	BNG	ADK	3-5 L	13-10-1-0	27	71	77	32, 48, 48	C. Schneider	27/30	0/4	1/2	Thiessen	25/30	0.833	3679	6
25	Sun.	Dec. 7	ALB	ADK	1-0 W	14-10-1-0	29	72	77	25	M. Reinhart	25/28	0/4	4/4	Ortio	28/28	1.000	2809	5
26	Wed.	Dec. 10	ADK	HAM	3-2 OTW	15-10-1-0	31	75	79	25, 27, 4, 25	M. Reinhart	50/33	0/4	4/4	Ortio	31/33	0.939	2040	4
27	Fri.	Dec. 12	MIL	ADK	3-1 W	16-10-1-0	33	78	80	28, 13, 13	T. Elson	27/25	1/4	3/3	Ortio	24/25	0.960	4183	5
28	Sun.	Dec. 14	IA	ADK	2-1 W	17-10-1-0	35	80	81	46, 21	E. Poirier	30/27	0/1	0/0	Thiessen	26/27	0.963	4955	4
29	Wed.	Dec. 17	CHI	ADK	4-1 W	18-10-1-0	37	84	82	9, 21, 14, 21	E. Poirier	25/31	3/6	4/4	Ortio	30/31	0.968	13690	4
30	Fri.	Dec. 19	RCH	ADK	2-3 SOL	18-10-1-1	38	86	85	45, 9	Z. Dalpe	28/50	0/1	4/4	Thiessen	47/49	0.959	4438	4
31	Sat.	Dec. 20	ADK	UTL	1-4 L	18-11-1-1	38	87	89	45	W. Hamilton	20/25	0/5	7/8	Ortio	21/24	0.875	4210	4
32	Fri.	Dec. 26	UTL	ADK	1-2 L	18-12-1-1	38	88	91	48	H. Shinkaruk	19/34	0/2	0/0	Ortio	32/34	0.941	3835	4
33	Sat.	Dec. 27	HAM	ADK	5-0 W	19-12-1-1	40	93	91	21, 38, 21, 46, 21	E. Poirier	34/23	2/5	5/5	Ortio	23/23	1.000	4301	4
34	Sun.	Dec. 28	TOR	ADK	0-2 L	19-13-1-1	40	93	93		B. Froese	23/20	0/2	4/4	Thiessen	18/19	0.947	4660	4
35	Wed.	Dec. 31	ADK	TOR	3-2 OTW	20-13-1-1	42	96	95	25, 11, #+, 46	B. Arnold	38/24	1/6	3/3	Ortio	22/24	0.917	4821	4
36	Fri.	Jan. 2	ADK	UTL	1-2 L	20-14-1-1	42	97	97	46	H. Tommies	44/15	0/4	5/5	Ortio	13/15	0.867	3712	4
37	Sat.	Jan. 3	ADK	RCH	4-0 W	21-14-1-1	44	101	97	27, 11, 15\$, 27	S. Baertschi	43/21	0/3	5/5	Thiessen	21/21	1.000	3377	4
38	Tue.	Jan. 6	ADK	SA	6-2 W	22-14-1-1	46	107	99	4, 5, 11, 9, 28, 45	C. Knight	48/38	0/2	4/4	Ortio	36/38	0.947	2577	4



2014-15 ADIRONDACK FLAMES GAME-BY-GAME RESULTS

Goal Key: underline = power-play goal, * = shorthanded goal, bold = game-winning goal, **bold italic** = GW shoot-out goal, \$ = empty net, # = penalty shot goal

OVERALL

Gm #	Day	Date	Home	Away	Result	Record	Pts	GF	GA	Flames Goals By #	Deciding Goal	Shots - ADK/Opp	PP	PK	Goalie w/ Decision	Saves/ Shots	Save %	Attendance	Conf. Rank
39	Fri.	Jan. 9	ADK	OKC	4-5 OTL	22-14-2-1	47	111	104	27, 21, 7, 21+	A. Miller	39/37	0/4	3/7	Thiessen	32/37	0.865	3841	4
40	Sat.	Jan. 10	UTI	ADK	1-4 L	22-15-2-1	47	112	108	45	D. Archibald	43/29	0/1	4/5	Thiessen	25/29	0.862	3835	4
41	Sat.	Jan. 17	ADK	MIL	3-4 OTL	22-15-3-1	48	115	112	45, 45, 19+	V. Arvidsson	28/28	0/4	2/3	Thiessen	24/28	0.857	5000	5
42	Fri.	Jan. 23	RCH	ADK	2-3 L	22-16-3-1	48	117	115	45, 25	P. Varone	23/32	2/6	4/6	Carr	29/32	0.906	6805	6
43	Sat.	Jan. 24	ADK	RCH	4-1 W	23-16-3-1	50	121	116	9, 45, 26, 45	D. Wolf	35/36	2/3	2/2	Ortio	35/36	0.972	4290	6
44	Sat.	Jan. 31	ADK	RCH	3-2 W	24-16-3-1	52	124	118	13, 4, 13*	T. Elson	34/22	1/9	6/7	Ortio	20/22	0.909	4317	6
45	Wed.	Feb. 4	ADK	IA	0-4 L	24-17-3-1	52	124	122	122	G. Gillinas	28/34	0/3	2/5	Ortio	22/26	0.846	2456	6
46	Fri.	Feb. 6	ADK	UTI	2-4 L	24-18-3-1	52	126	126	26, 23	N. Jensen	33/34	0/5	3/5	Ortio	30/33	0.909	3136	7
47	Sat.	Feb. 7	ADK	UTI	2-3 L	24-19-3-1	52	128	129	13, 21	M. Zalewski	39/18	0/3	0/0	Ortio	15/18	0.833	4369	8
48	Tue.	Feb. 10	ADK	SYR	10-0 W	25-19-3-1	54	138	129	25, 26*, 14, 23, 27, 27, 13, 15, 27, 13	M. Reinhart	27/29	1/2	5/5	Ortio	29/29	1.000	2500	7
49	Fri.	Feb. 13	RCH	ADK	4-7 L	25-20-3-1	54	142	136	9, 13, 13, 21	D. Catenacci	27/51	1/4	6/9	Ortio	44/51	0.863	6451	9
50	Fri.	Feb. 20	OKC	ADK	3-4 OTL	25-20-4-1	55	145	140	4, 19, 45	B. Yakimov	31/34	1/7	2/3	Thiessen	26/29	0.897	3661	10
51	Sat.	Feb. 21	OKC	ADK	3-1 W	26-20-4-1	57	148	141	19, 25, 9\$	M. Reinhart	23/23	1/2	5/6	Thiessen	22/23	0.957	4221	10
52	Fri.	Feb. 27	UTI	ADK	4-0 W	27-20-4-1	59	152	141	48, 7, 14, 23	B. Van Brabant	24/30	2/7	7/7	Thiessen	30/30	1.000	3835	10
53	Sat.	Feb. 28	ADK	TOR	2-5 L	27-21-4-1	59	154	146	13, 14	B. Mikkelson	38/36	1/4	4/5	Thiessen	21/26	0.808	5087	10
54	Wed.	Mar. 4	HAM	ADK	5-4 OTW	28-21-4-1	61	159	150	9, 14, 25, 25, 34	T. Vause	40/45	0/4	1/3	Thiessen	41/45	0.911	2456	10
55	Fri.	Mar. 6	TOR	ADK	3-5 L	28-22-4-1	61	162	155	45, 13, 22	C. Brown	26/27	1/5	0/4	Thiessen	22/26	0.846	4637	10
56	Sat.	Mar. 7	TOR	ADK	4-1 W	29-22-4-1	63	166	156	46, 14, 26, 13\$	M. Cundari	27/30	2/6	9/9	Carr	29/30	0.967	5396	9
57	Tue.	Mar. 10	ADK	HAM	1-2 OTL	29-22-5-1	64	167	158	46	E. Tangradi	40/33	0/4	3/3	Thiessen	31/33	0.939	2645	8
58	Fri.	Mar. 13	SYR	ADK	4-7 L	29-23-5-1	64	171	165	15*, 10, 4, 15,	L. Witkowski	38/28	1/3	3/3	Thiessen	21/27	0.778	5304	10
59	Sat.	Mar. 14	ADK	TOR	5-4 W	30-23-5-1	66	176	169	10, 25, 26, 20, 26	M. Granlund	34/39	1/1	1/2	Carr	35/39	0.897	3930	9
60	Sun.	Mar. 15	ADK	BNG	7-8 OTL	30-23-6-1	67	183	177	2, 45, 4, 45, 9, 2, 9+	A. Johnson	43/38	1/4	1/3	Thiessen	15/19	0.789	3330	9
61	Wed.	Mar. 18	RFD	ADK	3-4 SOL	30-23-6-2	68	186	181	9*, 15, 28	S. Abbott	34/45	1/3	6/6	Thiessen	41/44	0.932	2571	9
62	Sat.	Mar. 21	RFD	ADK	0-4 L	30-24-6-2	68	186	185		S. Johns	26/29	0/4	3/4	Thiessen	25/28	0.893	6003	10
63	Sun.	Mar. 22	GR	ADK	4-1 W	31-24-6-2	70	190	186	15, 7, 21, 28\$	J. Ramage	21/38	1/2	2/2	Thiessen	37/38	0.974	9638	8
64	Wed.	Mar. 25	ADK	HAM	1-2 L	31-25-6-2	70	191	188	28	J. Dowell	30/26	0/5	2/2	Thiessen	24/26	0.923	2636	10
65	Fri.	Mar. 27	ADK	RFD	0-4 L	31-26-6-2	70	191	192		D. Rasmussen	25/34	0/1	1/1	Thiessen	30/34	0.882	3676	11
66	Sat.	Mar. 28	ADK	OKC	7-3 W	32-26-6-2	72	198	195	24, 28, 9*, 15*, 25, 8, 45\$	K. Agostino	34/30	1/4	5/7	Thiessen	27/30	0.900	4249	10
67	Wed.	Apr. 1	TEX	ADK	4-7 L	32-27-6-2	72	202	202	46, 25*, 9, 21	R. Ritchie	27/36	0/2	5/6	Thiessen	26/32	0.813	4731	12
68	Thur.	Apr. 2	SA	ADK	4-5 L	32-28-6-2	72	206	207	45, 45, 16*, 15	Q. Howden	24/37	1/4	4/4	Carr	32/37	0.865	6654	12
69	Sat.	Apr. 4	SA	ADK	7-3 W	33-28-6-2	74	213	210	9, 21, 9, 6, 15, 25\$, 34*\$	D. Stevenson	35/26	2/4	5/5	Carr	23/26	0.885	7683	11
70	Tue.	Apr. 7	TOR	ADK	4-7 L	33-29-6-2	74	217	217	15*, 2, 25, 46	M. Frattin	40/24	1/4	3/7	Deserres	13/16	0.813	3884	11
71	Fri.	Apr. 10	UTI	ADK	3-2 W	34-29-6-2	76	220	219	32, 16, 13\$	T. Elson	25/42	0/1	3/4	Carr	40/42	0.952	3835	11
72	Sat.	Apr. 11	ADK	LE	2-5 L	34-30-6-2	76	222	224	46, 8	T. Vincour	49/31	1/4	4/6	Thiessen	18/22	0.818	4054	11
73	Sun.	Apr. 12	ADK	LE	1-4 L	34-31-6-2	76	223	228	13	K. Ryan	36/28	0/2	4/5	Carr	24/27	0.889	3288	12
74	Fri.	Apr. 17	SYR	ADK	5-4 OTW	35-31-6-2	78	228	232	21, 38, 45, 13+, 15	K. Agostino	34/39	0/2	5/5	Ortio	35/39	0.897	5839	12
75	Sat.	Apr. 18	ADK	UTI	2-3 L	35-32-6-2	78	230	235	15, 21	A. Friesen	41/28	2/4	2/2	Ortio	25/28	0.893	5287	12
76	Sun.	Apr. 19	ADK	RCH	3-5 L	35-33-6-2	78	233	240	46, 34, 20	C. Jacobs	25/36	0/3	6/7	Thiessen	31/35	0.886	4537	12



2014-15 ADIRONDACK FLAMES GAME-BY-GAME RESULTS

Goal Key: underline = power-play goal, * = shorthanded goal, bold = game-winning goal, bold italic = GW shoot-out goal, + = game-tying goal, \$ = empty net, # = penalty shot goal

HOME

Gm #	Day	Date	Home	Away	Result	Record	Pts	GF	GA	Flames Goals By #	Deciding Goal	Shots - AD/K/Opp	PP	PK	Goalie w/ Decision	Saves/ Shots	Save %	Attendance	Conf. Rank
1	Sat.	Oct. 11	ADK	ALB	1-5 L	0-2-0-0	0	2	11	<u>2</u>	P. Thompson	35/30	1/3	3/4	Ortio	25/30	0.833	5078	14
2	Thur.	Oct. 16	ADK	RFD	2-4 L	0-3-0-0	0	4	15	19, 11	K. Dahlbeck	23/39	0/4	3/5	Thiessen	35/38	0.921	2289	15
3	Sat.	Oct. 18	ADK	LV	4-2 W	1-3-1-0	3	11	21	19, <u>26</u> , 26, <u>6</u> \$	M. Granlund	36/38	2/6	3/3	Ortio	36/38	0.947	4055	11
4	Sat.	Oct. 25	ADK	RCH	7-3 W	2-5-1-0	5	19	31	<u>9</u> , 16, 48, <u>5</u> , 19, 15, 3	T. Wotherspoon	41/30	3/5	4/5	Ortio	27/30	0.900	3194	13
5	Wed.	Oct. 29	ADK	SA	7-6 W	3-5-1-0	7	26	37	<u>28</u> , 19, <u>9</u> , <u>28</u> , <u>11</u> , 25, <u>11</u>	C. Knight	37/42	3/5	0/2	Ortio	36/42	0.857	2429	8
6	Sat.	Nov. 1	ADK	UTI	4-5 L	3-6-1-0	7	30	42	21, 21, 48, 28	C. Bancks	26/31	1/8	4/5	Thiessen	18/20	0.900	3343	13
7	Tue.	Nov. 18	ADK	CHI	3-0 W	9-6-1-0	19	51	53	<u>16</u> , <u>11</u> *, 36\$	M. Tousignant	18/28	1/3	5/5	Ortio	28/28	1.000	3734	6
8	Fri.	Nov. 21	ADK	SYR	4-1 W	10-6-1-0	21	55	54	45, <u>34</u> , <u>36</u> , <u>21</u>	T. Vause	34/27	2/5	3/3	Ortio	26/27	0.963	3059	6
9	Sat.	Nov. 22	ADK	RCH	2-1 W	11-6-1-0	23	57	55	<u>28</u> , <u>36</u>	B. Reid	47/28	1/3	4/4	Thiessen	27/28	0.964	3674	5
10	Wed.	Nov. 26	ADK	TOR	3-2 W	12-6-1-0	25	60	57	<u>28</u> , <u>28</u> , <u>46</u>	B. Arnold	28/23	2/5	1/1	Ortio	21/23	0.913	3143	5
11	Sat.	Nov. 29	ADK	GR	1-6 L	12-8-1-0	25	62	65	46	L. Ferraro	36/45	0/3	3/4	Thiessen	39/45	0.867	5300	7
12	Tue.	Dec. 2	ADK	HAM	3-5 L	12-9-1-0	25	65	70	28, 9, 10	C. Thomas	37/24	0/4	1/2	Ortio	19/23	0.826	2453	7
13	Fri.	Dec. 5	ADK	TEX	3-2 W	13-9-1-0	27	68	72	34, 14, 34	T. Vause	26/39	0/4	5/5	Ortio	37/39	0.949	3270	6
14	Wed.	Dec. 10	ADK	HAM	3-2 OTW	15-10-1-0	31	75	79	25, 27+, 25	M. Reinhart	50/33	0/4	4/4	Ortio	31/33	0.939	2040	4
15	Sat.	Dec. 20	ADK	UTI	1-4 L	18-11-1-1	38	87	89	45	W. Hamilton	20/25	0/5	7/8	Ortio	21/24	0.875	4210	4
16	Wed.	Dec. 31	ADK	TOR	3-2 OTW	20-13-1-1	42	96	95	25, 11#+, 46	B. Arnold	38/24	1/6	3/3	Ortio	22/24	0.917	4821	4
17	Fri.	Jan. 2	ADK	UTI	1-2 L	20-14-1-1	42	97	97	46	H. Tommernes	44/15	0/4	5/5	Ortio	13/15	0.867	3712	4
18	Sat.	Jan. 3	ADK	RCH	4-0 W	21-14-1-1	44	101	97	<u>27</u> , 11, 15\$, 27	S. Baerttschi	43/21	0/3	5/5	Thiessen	21/21	1.000	3377	4
19	Tue.	Jan. 6	ADK	SA	6-2 W	22-14-1-1	46	107	99	4, 5, 11, 9, 28, 45	C. Knight	48/38	0/2	4/4	Ortio	36/38	0.947	2577	4
20	Fri.	Jan. 9	ADK	OKC	4-5 OTL	22-14-2-1	47	111	104	27, 21, 7, 21+	A. Miller	39/37	0/4	3/7	Thiessen	32/37	0.865	3841	4
21	Sat.	Jan. 17	ADK	MIL	3-4 OTL	22-15-3-1	48	115	112	45, 45, 19+	V. Arvidsson	28/28	0/4	2/3	Thiessen	24/28	0.857	5000	5
22	Sat.	Jan. 24	ADK	RCH	4-1 W	23-16-3-1	50	121	116	<u>9</u> , 45, 26, 45	D. Wolf	35/36	2/3	2/2	Ortio	35/36	0.972	4290	6
23	Sat.	Jan. 31	ADK	RCH	3-2 W	24-16-3-1	52	124	118	13, 4, 13*	T. Elson	34/22	1/9	6/7	Ortio	20/22	0.909	4317	6
24	Wed.	Feb. 4	ADK	IA	0-4 L	24-17-3-1	52	124	122		G. Gilinas	28/34	0/3	2/5	Ortio	22/26	0.846	2456	6
25	Fri.	Feb. 6	ADK	UTI	2-4 L	24-18-3-1	52	126	126	26, 23	N. Jensen	33/34	0/5	3/5	Ortio	30/33	0.909	3136	7
26	Sat.	Feb. 7	ADK	UTI	2-3 L	24-19-3-1	52	128	129	13, 21	M. Zalewski	39/18	0/3	0/0	Ortio	15/18	0.833	4369	8
27	Tue.	Feb. 10	ADK	SYR	10-0 W	25-19-3-1	54	138	129	<u>25</u> , <u>26</u> *, 14, <u>23</u> , <u>27</u> , <u>27</u> , 13, 15, 27, 13	M. Reinhart	27/29	1/2	5/5	Ortio	29/29	1.000	2500	7
28	Sat.	Feb. 28	ADK	TOR	2-5 L	27-21-4-1	59	154	146	13, 14	B. Mikkelson	38/36	1/4	4/5	Thiessen	21/26	0.808	5087	10
29	Tue.	Mar. 10	ADK	HAM	1-2 OTL	29-22-5-1	64	167	158	46	E. Pangrati	40/33	0/4	3/3	Thiessen	31/33	0.939	2645	8
30	Sat.	Mar. 14	ADK	TOR	5-4 W	30-23-5-1	66	176	169	10, 25, 26, 20, 26	M. Granlund	34/39	1/1	1/2	Carr	35/39	0.897	3930	9
31	Sun.	Mar. 15	ADK	BNG	7-8 OTL	30-23-6-1	67	183	177	2, 45, 4, 45, 9, 2, 9+	A. Johnson	43/38	1/4	1/3	Thiessen	15/19	0.789	3330	9
32	Wed.	Mar. 25	ADK	HAM	1-2 L	31-25-6-2	70	191	188	28	J. Dowell	30/26	0/5	2/2	Thiessen	24/26	0.923	2636	10
33	Fri.	Mar. 27	ADK	RFD	0-4 L	31-26-6-2	70	191	192		D. Rasmussen	25/34	0/1	1/1	Thiessen	30/34	0.882	3676	11
34	Sat.	Mar. 28	ADK	OKC	7-3 W	32-26-6-2	72	198	195	24, <u>28</u> , 9*, 15#*, 25, 8, 45\$	K. Agostino	34/30	1/4	5/7	Thiessen	27/30	0.900	4249	10
35	Sat.	Apr. 11	ADK	LE	2-5 L	34-30-6-2	76	222	224	46, 8	T. Vincour	49/31	1/4	4/6	Thiessen	18/22	0.818	4054	11
36	Sun.	Apr. 12	ADK	LE	1-4 L	34-31-6-2	76	223	228	13	K. Ryan	36/28	0/2	4/5	Carr	24/27	0.889	3288	12
37	Sat.	Apr. 18	ADK	UTI	2-3 L	35-32-6-2	78	230	235	15, 21	A. Friesen	41/28	2/4	2/2	Ortio	25/28	0.893	5287	12
38	Sun.	Apr. 19	ADK	RCH	3-5 L	35-33-6-2	78	233	240	46, 34, 20	C. Jacobs	25/36	0/3	6/7	Thiessen	31/35	0.886	4537	12



2014-15 ADIRONDACK FLAMES GAME-BY-GAME RESULTS

Goal Key: underline = power-play goal, * = shorthanded goal, bold = game-winning goal, bold italic = GW shoot-out goal, + = game-tying goal, \$ = empty net, # = penalty shot goal

AWAY

Gm #	Day	Date	Home	Away	Result	Record	Pts	GF	GA	Flames Goals By #	Deciding Goal	Shots - ADK/Opp	PP	PK	Goalie w/ Decision	Saves/ Shots	Save %	Attendance	Conf. Rank
1	Fri.	Oct. 10	RCH	ADK	1-6 L	0-1-0-0	0	1	6	15	M. Grigorenko	28/34	0/6	4/6	Ortio	28/34	0.824	6741	12
2	Fri.	Oct. 17	LV	ADK	3-4 OTL	0-3-1-0	1	7	19	4, 45, 6	B. Manning	32/31	2/8	5/7	Ortio	27/31	0.871	8647	14
3	Wed.	Oct. 22	UTI	ADK	0-3 L	1-4-1-0	3	11	24	26	H. Shinkaruk	29/34	0/3	6/7	Ortio	31/34	0.912	3815	11
4	Fri.	Oct. 24	RCH	ADK	1-4 L	1-5-1-0	3	12	28	45, 13, 48	M. Grigorenko	35/31	1/4	3/4	Thiessen	27/30	0.900	5815	11
5	Fri.	Nov. 7	HAM	ADK	3-1 W	4-6-1-0	9	33	43	45, 13, 48	T. Elson	29/27	0/3	4/4	Thiessen	26/27	0.963	2284	12
6	Sat.	Nov. 8	HAM	ADK	4-3 W	5-6-1-0	11	37	46	9, 48, 13, 16	M. Tousignant	36/39	1/6	6/7	Ortio	36/39	0.923	2485	9
7	Mon.	Nov. 10	RCH	ADK	4-3 W	6-6-1-0	13	41	49	21, 46, 9, 46	B. Arnold	29/30	1/4	6/7	Ortio	27/30	0.900	5235	6
8	Fri.	Nov. 14	LE	ADK	4-2 W	7-6-1-0	15	45	51	28, 46, 28, 28\$	B. Hanowski	24/29	2/7	5/5	Ortio	27/29	0.931	8575	7
9	Sat.	Nov. 15	LE	ADK	3-2 SOW	8-6-1-0	17	48	53	11, 15+, 21	E. Poirier	39/35	0/4	4/4	Thiessen	33/35	0.943	6719	6
10	Fri.	Nov. 28	UTI	ADK	1-2 L	12-7-1-0	25	61	59	21	W. Hamilton	27/24	0/2	3/3	Ortio	22/24	0.917	3835	6
11	Sat.	Dec. 6	BNG	ADK	3-5 L	13-10-1-0	27	71	77	32, 48, 48	C. Schneider	27/30	0/4	1/2	Thiessen	25/30	0.833	3679	6
12	Sun.	Dec. 7	ALB	ADK	1-0 W	14-10-1-0	29	72	77	25	M. Reinhart	25/28	0/4	4/4	Ortio	28/28	1.000	2809	5
13	Fri.	Dec. 12	MIL	ADK	3-1 W	16-10-1-0	33	78	80	28, 13, 13	T. Elson	27/25	1/4	3/3	Ortio	24/25	0.960	4183	5
14	Sun.	Dec. 14	IA	ADK	2-1 W	17-10-1-0	35	80	81	46, 21	E. Poirier	30/27	0/1	0/0	Thiessen	26/27	0.963	4955	4
15	Wed.	Dec. 17	CHI	ADK	4-1 W	18-10-1-0	37	84	82	9, 21, 14, 21	E. Poirier	25/31	3/6	4/4	Ortio	30/31	0.968	13690	4
16	Fri.	Dec. 19	RCH	ADK	2-3 SOL	18-10-1-1	38	86	85	45, 9	Z. Dalpe	28/50	0/1	4/4	Thiessen	47/49	0.959	4438	4
17	Fri.	Dec. 26	UTI	ADK	1-2 L	18-12-1-1	38	88	91	48	H. Shinkaruk	19/34	0/2	0/0	Ortio	32/34	0.941	3835	4
18	Sat.	Dec. 27	HAM	ADK	5-0 W	19-12-1-1	40	93	91	21, 38, 21, 46, 21	E. Poirier	34/23	2/5	5/5	Ortio	23/23	1.000	4301	4
19	Sun.	Dec. 28	TOR	ADK	0-2 L	19-13-1-1	40	93	93		B. Froese	23/20	0/2	4/4	Thiessen	18/19	0.947	4660	4
20	Sat.	Jan. 10	UTI	ADK	1-4 L	22-15-2-1	47	112	108	45	D. Archibald	43/29	0/1	4/5	Thiessen	25/29	0.862	3835	4
21	Fri.	Jan. 23	RCH	ADK	2-3 L	22-16-3-1	48	117	115	45, 25	P. Varone	23/32	2/6	4/6	Carr	29/32	0.906	6805	6
22	Fri.	Feb. 13	RCH	ADK	4-7 L	25-20-3-1	54	142	136	9, 13, 13, 21	D. Catennacci	27/51	1/4	6/9	Ortio	44/51	0.863	6451	9
23	Fri.	Feb. 20	OKC	ADK	3-4 OTL	25-20-4-1	55	145	140	4, 19, 45	B. Yakimov	31/34	1/7	2/3	Thiessen	26/29	0.897	3661	10
24	Sat.	Feb. 21	OKC	ADK	3-1 W	26-20-4-1	57	148	141	19, 25, 9\$	M. Reinhart	23/23	1/2	5/6	Thiessen	22/23	0.957	4221	10
25	Fri.	Feb. 27	UTI	ADK	4-0 W	27-20-4-1	59	152	141	48, 7, 14, 23	B. Van Brabant	24/30	2/7	7/7	Thiessen	30/30	1.000	3835	10
26	Wed.	Mar. 4	HAM	ADK	5-4 OTW	28-21-4-1	61	159	150	9, 14, 25, 25, 34	T. Vause	40/45	0/4	1/3	Thiessen	41/45	0.911	2456	10
27	Fri.	Mar. 6	TOR	ADK	3-5 L	28-22-4-1	61	162	155	45, 13, 22	C. Brown	26/27	1/5	0/4	Thiessen	22/26	0.846	4637	10
28	Sat.	Mar. 7	TOR	ADK	4-1 W	29-22-4-1	63	166	156	46, 14, 26, 13\$	M. Cundari	27/30	2/6	9/9	Carr	29/30	0.967	5396	9
29	Fri.	Mar. 13	SYR	ADK	4-7 L	29-23-5-1	64	171	165	15*, 10, 4, 15,	L. Witkowski	38/28	1/3	3/3	Thiessen	21/27	0.778	5304	10
30	Wed.	Mar. 18	RFD	ADK	3-4 SOL	30-23-6-2	68	186	181	9*, 15, 28	S. Abbott	34/45	1/3	6/6	Thiessen	41/44	0.932	2571	9
31	Sat.	Mar. 21	RFD	ADK	0-4 L	30-24-6-2	68	186	185		S. Johns	26/29	0/4	3/4	Thiessen	25/28	0.893	6003	10
32	Sun.	Mar. 22	GR	ADK	4-1 W	31-24-6-2	70	190	186	15, Z, 21, 28\$	J. Ramage	21/38	1/2	2/2	Thiessen	37/38	0.974	9638	8
33	Wed.	Apr. 1	TEX	ADK	4-7 L	32-27-6-2	72	202	202	46, 25*, 9, 21	R. Ritchie	27/36	0/2	5/6	Thiessen	26/32	0.813	4731	12
34	Thur.	Apr. 2	SA	ADK	4-5 L	32-28-6-2	72	206	207	45, 45, 16*, 15	Q. Howden	24/37	1/4	4/4	Carr	32/37	0.865	6654	12
35	Sat.	Apr. 4	SA	ADK	7-3 W	33-28-6-2	74	213	210	9, 21, 9, 6, 15, 25\$, 34*\$	D. Stevenson	35/26	2/4	5/5	Carr	23/26	0.885	7683	11
36	Tue.	Apr. 7	TOR	ADK	4-7 L	33-29-6-2	74	217	217	15*, 2, 25, 46	M. Frattin	40/24	1/4	3/7	Deserres	13/16	0.813	3884	11
37	Fri.	Apr. 10	UTI	ADK	3-2 W	34-29-6-2	76	220	219	32, 16, 13\$	T. Elson	25/42	0/1	3/4	Carr	40/42	0.952	3835	11
38	Fri.	Apr. 17	SYR	ADK	5-4 OTW	35-31-6-2	78	228	232	21, 38, 45, 13+, 15	K. Agostino	34/39	0/2	5/5	Ortio	35/39	0.897	5839	12



2014-15 CALDER CUP RESULTS

WESTERN CONFERENCE

Quarterfinals

Utica defeated Chicago 3-2
Oklahoma City defeated San Antonio 3-0
Grand Rapids defeated Toronto 3-2
Rockford defeated Texas 3-0

Semifinals

Utica defeated Oklahoma City 4-3
Grand Rapids defeated Rockford 4-1

Finals

Utica defeated Grand Rapids 4-2



2015 CALDER CUP FINAL

Manchester defeated Utica 4-1

EASTERN CONFERENCE

Quarterfinals

Manchester defeated Portland 3-2
Hartford defeated Providence 3-2
Hershey defeated Worcester 3-1
W-B/Scranton defeated Syracuse 3-0

Semifinals

Manchester defeated W-B/Scranton 4-1
Hartford defeated Hershey 4-2

Finals

Manchester defeated Hartford 4-0

2014-15 DIVISIONAL ALIGNMENT

WESTERN CONFERENCE

North Division

Adirondack Flames (Calgary Flames)
Hamilton Bulldogs (Montreal Canadiens)
Rochester Americans (Buffalo Sabres)
Toronto Marlies (Toronto Maple Leafs)
Utica Comets (Vancouver Canucks)

Midwest Division

Chicago Wolves (St. Louis Blues)
Grand Rapids Griffins (Detroit Red Wings)
Lake Erie Monsters (Colorado Avalanche)
Milwaukee Admirals (Nashville Predators)
Rockford IceHogs (Chicago Blackhawks)

West Division

Charlotte Checkers (Carolina Hurricanes)
Iowa Wild (Minnesota Wild)
Oklahoma City Barons (Edmonton Oilers)
San Antonio Rampage (Florida Panthers)
Texas Stars (Dallas Stars)

EASTERN CONFERENCE

Atlantic Division

Manchester Monarchs (Los Angeles Kings)
Portland Pirates (Arizona Coyotes)
Providence Bruins (Boston Bruins)
St. John's IceCaps (Winnipeg Jets)
Worcester Sharks (San Jose Sharks)

Northeast Division

Albany Devils (New Jersey Devils)
Bridgeport Sound Tigers (New York Islanders)
Hartford Wolf Pack (New York Rangers)
Springfield Falcons (Columbus Blue Jackets)
Syracuse Crunch (Tampa Bay Lightning)

East Division

Binghamton Senators (Ottawa Senators)
Hershey Bears (Washington Capitals)
Lehigh Valley Phantoms (Philadelphia Flyers)
Norfolk Admirals (Anaheim Ducks)
Wilkes-Barre/Scranton Penguins (Pittsburgh Penguins)



2014-15 PACIFIC DIVISION

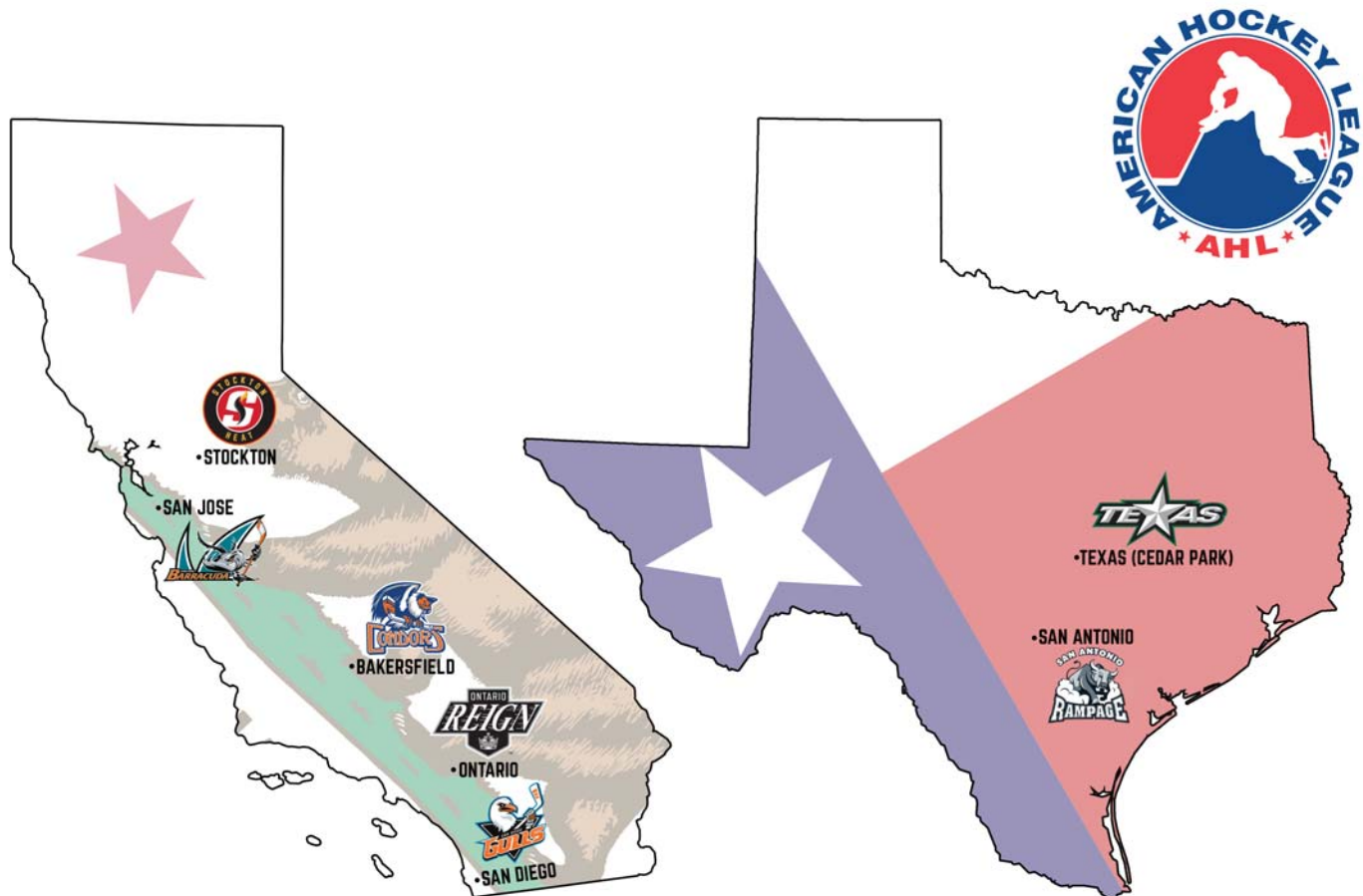


HISTORY OF THE PACIFIC DIVISION

On January 29, 2015, the American Hockey League's Board of Governors formally and unanimously approved the steps necessary to create the Pacific Division within the AHL beginning during the 2014-15 season.

- The AHL franchise owned by the Calgary Flames relocated to Stockton, California from Glens Falls, New York.
- The AHL franchise owned by the Edmonton Oilers relocated to Bakersfield, California from Oklahoma City, Oklahoma.
- The AHL franchise owned by the Los Angeles Kings relocated to Ontario, California from Manchester New Hampshire.
- The AHL franchise owned by the San Jose Sharks relocated to San Jose, California from Worcester, Massachusetts.
- The Anaheim Ducks purchased the Norfolk Admirals AHL franchise and relocated it to San Diego, California from Norfolk, Virginia.

On May 12, 2015, the league announced the divisional alignment for the 2015-16 season with Stockton joining the Bakersfield Condors, Ontario Reign, San Antonio Rampage, San Diego Gulls, San Jose Barracuda, and Texas Stars for the inaugural Pacific Division.





BAKERSFIELD CONDORS



Building: Rabobank Arena

Capacity: 8,782

NHL Affiliate: Edmonton Oilers

ECHL Affiliate: Norfolk Admirals

Coached By: Gerry Fleming

Ownership Group: Oilers Entertainment Group

PR Contacts: Kevin Bartl, Ryan Holt

Last Year's Record: 41-27-5-3 (Oklahoma City)

STK (ADK) Record vs. BAK (OKC): 2-0-2 GF: 17 GA: 13

Address: 1001 Truxtun Ave.

Bakersfield, CA 93301

Phone: 661.324.7825

HOCKEY HISTORY IN BAKERSFIELD

Team	League	Type of League	Years
Bakersfield Oilers	Southern California Hockey Association	Senior Amateur	1940-1941
Bakersfield Oilers	Southern California Hockey League	Senior Amateur	1941-1942
Bakersfield Kernals	California Hockey League	Semi-Professional	1962-1963
Los Angeles Bruins	California-Nevada Hockey League	Senior Amateur	1970-1972
Bakersfield Fog	West Coast Hockey League	Minor Pro	1995-1998
Bakersfield Condors	West Coast Hockey League	Minor Pro	1998-2003
Bakersfield Condors	ECHL	Minor Pro	2003-2015
Bakersfield Jr. Condors	Western States Hockey League	Tier II Junior	2009-2011
Bakersfield Condors	American Hockey League	Minor Pro	2015-Present

HEAT VS. BAKERSFIELD 2015-16 MATCH-UPS

Day	Date	Time (PST)	Home	Away	Venue
Friday	Nov. 6, 2015	7:30 p.m.	Stockton	Bakersfield	Stockton Arena
Friday	Nov. 27, 2015	7:30 p.m.	Stockton	Bakersfield	Stockton Arena
Saturday	Nov. 28, 2015	7:00 p.m.	Bakersfield	Stockton	Rabobank Arena
Wednesday	Dec. 16, 2015	7:00 p.m.	Stockton	Bakersfield	Stockton Arena
Friday	Dec. 18, 2015	7:30 p.m.	Stockton	Bakersfield	Raley Field (Sacramento)
Saturday	Dec. 26, 2015	7:00 p.m.	Bakersfield	Stockton	Rabobank Arena
Sunday	Jan. 3, 2016	4:00 p.m.	Stockton	Bakersfield	Stockton Arena
Saturday	Jan. 30, 2016	7:30 p.m.	Stockton	Bakersfield	Stockton Arena
Saturday	Feb. 6, 2016	7:00 p.m.	Bakersfield	Stockton	Rabobank Arena
Tuesday	Feb. 9, 2016	7:00 p.m.	Bakersfield	Stockton	Rabobank Arena
Saturday	Mar. 19, 2016	7:00 p.m.	Bakersfield	Stockton	Rabobank Arena
Tuesday	Apr. 12, 2016	7:00 p.m.	Bakersfield	Stockton	Rabobank Arena



VS. BAKERSFIELD CONDORS (OKC) 2014-15

Date	Home		Away		Attendance	GW Goal	Goaltenders
Jan. 9, 2015	Adirondack	4	Oklahoma City	5 OT	3841	Andrew Miller	Thiessen - Brossoit
Feb. 20, 2015	Oklahoma City	4	Adirondack	3 OT	3661	Bogdan Yakimov	Brossoit - Thiessen/Ortio
Feb. 21, 2015	Oklahoma City	1	Adirondack	3	4221	Max Reinhart	Brossoit - Thiessen
Mar. 28, 2015	Adirondack	7	Oklahoma City	3	4249	Kenny Agostino	Thiessen - Brossoit

Adirondack	GP	G	A	P	+/-	SH	PIM
David Wolf	4	2	3	5	5	6	7
Tyler Wotherspoon	4	0	5	5	4	7	6
Mark Cundari	3	0	3	3	3	1	2
Kenny Agostino	4	1	2	3	0	8	2
Emile Poirier	4	2	1	3	2	10	24
Max Reinhart	4	2	1	3	2	6	0
Sven Baertschi	3	1	2	3	2	2	0
Sena Acolatse	4	1	2	3	3	8	2
Kenney Morrison	1	1	2	3	3	3	0
Micheal Ferland	3	2	0	2	0	7	2
Drew Shore	2	0	2	2	1	3	2
Ben Hanowski	4	1	1	2	3	12	2
Bill Arnold	2	0	2	2	2	1	2
Garnet Hathaway	4	2	0	2	5	10	4
Turner Elson	3	0	1	1	0	11	0
Trevor Gillies	1	1	0	1	1	2	2
John Ramage	4	1	0	1	1	8	2
Devin Setoguchi	1	0	0	0	0	2	0
Mathieu Tousignant	3	0	0	0	4	3	7
Brett Kulak	1	0	0	0	0	0	2
Brian McGrattan	2	0	0	0	0	2	0
Ryan Culkin	1	0	0	0	0	1	0
Patrick Sieloff	3	0	0	0	-1	6	0
Taylor Vause	1	0	0	0	0	0	0
Nolan Yonkman	1	0	0	0	-1	1	2
Corey Potter	1	0	0	0	0	2	2
Bryce Van Brabant	2	0	0	0	0	0	2
Dustin Stevenson	2	0	0	0	4	6	11

Oklahoma City	GP	G	A	P	+/-	SH	PIM
Andrew Miller	3	3	3	6	0	6	2
Brad Hunt	4	0	4	4	-5	13	6
Curtis Hamilton	4	2	1	3	-4	6	0
Matthew Ford	4	2	1	3	-4	13	0
Steve Pinizzotto	1	0	2	2	0	0	2
C.J. Stretch	1	1	1	2	-2	3	0
Jason Williams	4	0	2	2	-4	10	2
Iiro Pakarinen	1	1	1	2	0	3	0
Joshua Winkvist	4	1	1	2	-1	7	0
Jordan Oesterle	2	0	1	1	-3	5	0
Dillon Simpson	3	0	1	1	0	1	0
Mitch Moroz	3	1	0	1	-1	4	7
Kellen Jones	4	0	1	1	-5	6	2
Bogdan Yakimov	3	1	0	1	-1	5	4
Nick Pageau	1	0	1	1	1	0	0
Brad Winchester	1	1	0	1	0	4	0
Ryan Hamilton	1	0	0	0	-2	2	7
Graeme Craig	2	0	0	0	0	2	0
Connor Jones	3	0	0	0	-3	4	0
Travis Ewanyk	4	0	0	0	-1	7	7
C.J. Ludwig	1	0	0	0	-1	1	2
Martin Marincin	1	0	0	0	-1	1	0
Brandon Davidson	3	0	0	0	-3	5	0
Chase Schaber	2	0	0	0	-1	4	0
Martin Gernat	3	0	0	0	0	3	2
David Ling	1	0	0	0	-2	1	0
David Musil	4	0	0	0	-1	1	2
Jujhar Khaira	3	0	0	0	0	5	2
Jackson Houck	1	0	0	0	0	2	0



ONTARIO REIGN



Building: Citizens Business Bank Arena

Capacity: 11,089

NHL Affiliate: Los Angeles Kings

ECHL Affiliate: Manchester Monarchs

Coached By: Mike Stothers

Ownership Group: Anschutz Entertainment Group

PR Contacts: Joey Zakrzewski

Last Year's Record: 50-17-6-3 (Manchester)

STK (ADK) Record vs. ONT (MAN): 0-0-0 GF: 0 GA: 0

Address: 4000 E. Ontario Center Parkway
Ontario, CA 91764

Phone: 909.941.7825

HOCKEY HISTORY IN ONTARIO

Team	League	Type of League	Years
Ontario Canucks	California Hockey League	Semi-Professional	1958-1959
Ontario Reign	ECHL	Minor Pro	2008-2015
Ontario Avalanche	Western States Hockey League	Tier II Junior	2012-2013
Ontario Reign	American Hockey League	Minor Pro	2015-Present

HEAT VS. ONTARIO 2015-16 MATCH-UPS

Day	Date	Time (PST)	Home	Away	Venue
Saturday	Nov. 7, 2015	7:30 p.m.	Stockton	Ontario	Stockton Arena
Wednesday	Nov. 25, 2015	7:00 p.m.	Ontario	Stockton	Citizens Business Bank Arena
Tuesday	Dec. 29, 2015	7:00 p.m.	Stockton	Ontario	Stockton Arena
Thursday	Dec. 31, 2015	7:00 p.m.	Ontario	Stockton	Citizens Business Bank Arena
Friday	Jan. 8, 2016	7:00 p.m.	Ontario	Stockton	Citizens Business Bank Arena
Wednesday	Jan. 27, 2016	7:00 p.m.	Stockton	Ontario	Stockton Arena
Saturday	Feb. 13, 2016	7:30 p.m.	Stockton	Ontario	Stockton Arena
Wednesday	Feb. 17, 2016	7:00 p.m.	Ontario	Stockton	Citizens Business Bank Arena
Friday	Mar. 25, 2016	7:00 p.m.	Ontario	Stockton	Citizens Business Bank Arena
Saturday	Mar. 26, 2016	6:00 p.m.	Ontario	Stockton	Citizens Business Bank Arena
Friday	Apr. 1, 2016	7:30 p.m.	Stockton	Ontario	Stockton Arena
Wednesday	Apr. 6, 2016	7:00 p.m.	Stockton	Ontario	Stockton Arena



SAN ANTONIO RAMPAGE



Building: AT&T Center

Capacity: 6,374 (lower bowl)

NHL Affiliate: Colorado Avalanche

ECHL Affiliate: Fort Wayne Komets

Coached By: Dean Chynoweth

Ownership Group: Spurs Sports & Entertainment

PR Contacts: Danielle Bernstein, Dan Weiss

Last Year's Record: 45-23-7-1

STK (ADK) Record vs. SA: 3-1-1 **GF:** 24 **GA:** 16

Address: One AT&T Center

San Antonio, Texas 78219

Phone: 210.444.5554

HOCKEY HISTORY IN SAN ANTONIO

Team	League	Type of League	Years
San Antonio Iguanas	Central Hockey League	Minor Pro	1994-1997
San Antonio Dragons	International Hockey League	Minor Pro	1996-1998
San Antonio Iguanas	Central Hockey League	Minor Pro	1998-2002
San Antonio Rampage	American Hockey League	Minor Pro	2002-Present
San Antonio Diablos	Western States Hockey League	Tier II Junior	2005-2010

HEAT VS. SAN ANTONIO 2015-16 MATCH-UPS

Day	Date	Time (PST)	Home	Away	Venue
Saturday	Oct. 24, 2015	5:00 p.m.	San Antonio	Stockton	AT&T Center
Friday	Nov. 13, 2015	5:30 p.m.	San Antonio	Stockton	AT&T Center
Thursday	Dec. 10, 2015	5:00 p.m.	San Antonio	Stockton	AT&T Center
Wednesday	Jan. 13, 2016	7:00 p.m.	Stockton	San Antonio	Stockton Arena
Sunday	Feb. 14, 2016	4:00 p.m.	Stockton	San Antonio	Stockton Arena
Sunday	Feb. 28, 2016	4:00 p.m.	Stockton	San Antonio	Stockton Arena



VS. SAN ANTONIO RAMPAGE 2014-15

Date	Home		Away		Attendance	GW Goal	Goaltenders
Oct. 29, 2014	Adirondack	7	San Antonio	6	2429	Corban Knight	Ortio - Houser
Jan. 6, 2015	Adirondack	6	San Antonio	2	2577	Corban Knight	Ortio - Ellis/Houser
Apr. 2, 2015	San Antonio	5	Adirondack	4	6654	Quinton Howden	Houser - Carr
Apr. 4, 2015	San Antonio	3	Adirondack	7	7683	Dustin Stevenson	Brittain/Houser - Carr

Adirondack	GP	G	A	P	+/-	SH	PIM
Kenny Agostino	4	2	5	7	5	9	0
Max Reinhart	3	2	5	7	0	9	8
Ben Hanowski	4	3	3	6	0	7	0
Garnet Hathaway	4	4	2	6	5	13	2
Corban Knight	2	3	1	4	1	7	2
Mathieu Tousignant	4	1	3	4	4	6	0
Emile Poirier	3	1	3	4	0	10	0
David Wolf	4	3	1	4	4	7	17
Bill Arnold	4	0	4	4	-3	6	6
John Ramage	4	0	3	3	0	4	0
Michael Ferland	2	1	1	2	1	8	2
Ryan Culkin	2	0	2	2	2	1	0
Bryce Van Brabant	2	0	2	2	1	2	0
Tyler Wotherspoon	3	1	1	2	2	8	2
Turner Elson	2	0	1	1	1	8	4
Mark Cundari	3	0	1	1	-1	5	7
Brett Kulak	2	0	1	1	0	3	0
Brett Cameron	1	0	1	1	0	0	4
Sven Baertschi	2	0	1	1	-1	3	0
Patrick Sieloff	2	0	1	1	0	3	4
Taylor Vause	2	1	0	1	-2	2	0
Nolan Yonkman	3	0	1	1	-1	2	0
Sena Acolatse	1	1	0	1	3	3	9
Dustin Stevenson	3	1	0	1	-1	3	0
Kenney Morrison	2	0	1	1	1	7	0
Trevor Gillies	1	0	0	0	-1	0	0
Cam Reid	2	0	0	0	-2	5	0
Corey Potter	1	0	0	0	2	2	0

San Antonio	GP	G	A	P	+/-	SH	PIM
Bobby Butler	4	2	3	5	-2	7	2
Brett Olson	4	0	4	4	0	7	10
Blake Parlett	4	1	3	4	1	6	6
Corban Knight	2	2	1	3	2	7	0
Logan Shaw	3	1	2	3	2	9	0
Jesse Blacker	3	0	3	3	-1	7	6
Quinton Howden	2	1	1	2	1	7	2
Mark Mancari	4	1	1	2	-3	8	4
Drew Shore	2	0	2	2	0	6	0
Shane O'Brien	1	1	1	2	2	4	0
Rocco Grimaldi	3	2	0	2	-1	9	0
Andrew Yogan	2	1	0	1	-3	6	2
Vincent Trocheck	1	0	1	1	-1	2	0
Dany Heatley	2	0	1	1	-2	3	0
John McFarland	2	0	1	1	-2	3	2
Garrett Wilson	4	1	0	1	-2	16	12
Connor Brickley	4	0	1	1	0	4	0
Wade Megan	3	1	0	1	-2	10	0
Dylan Olsen	2	0	1	1	0	5	2
Stephan Vigier	1	0	1	1	-2	2	0
Greg Zanon	4	0	1	1	-3	3	2
Steven Kampfer	2	1	0	1	1	3	7
Kyle Rau	1	1	0	1	0	1	0
Steven Hodges	1	0	0	0	0	0	0
Ryan Martindale	2	0	0	0	-3	2	2
Michael Matheson	1	0	0	0	-1	0	2
Matthew Corrente	1	0	0	0	1	2	0
Alex Petrovic	2	0	0	0	-2	3	2
Tony Turgeon	1	0	0	0	0	0	2
Jonathan Racine	4	0	0	0	-5	1	4



SAN DIEGO GULLS

Building: Valley View Casino Center

Capacity: 12,920

NHL Affiliate: Anaheim Ducks

ECHL Affiliate: Utah Grizzlies

Coached By: Dallas Eakins

Ownership Group: Henry & Susan Samuelli

PR Contacts: Sam Kieckhefer

Last Year's Record: 27-39-6-4 (Norfolk)

STK (ADK) Record vs. SD (NOR): 0-0-0 **GF:** 0 **GA:** 0

Address: 3500 Sports Arena Blvd.

San Diego, California 92110

Phone: 619.359.4730

HOCKEY HISTORY IN SAN DIEGO

Team	League	Type of League	Years
San Diego Boat Club	Southern California Hockey Association	Senior Amateur	1940-1941
San Diego Skyhawks	Sothern California Hockey Association	Senior Amateur	1942-1944
San Diego Skyhawks	Pacific Coast Hockey League	Minor Pro	1944-1950
San Diego Skyhawks	California Hockey League	Semi-Professional	1960-1962
San Diego Gulls	Western Hockey League	Minor Pro	1966-1974
San Diego Mariners	World Hockey Association	Major League	1974-1977
San Diego Mariners	Pacific Hockey League	Minor Pro	1977-1978
San Diego Hawks	Pacific Hockey League	Minor Pro	1978-1979
U.S. International Uni.	National Collegiate Athletic Association	College - Division I	1979-1988
San Diego Gulls	International Hockey League	Minor Pro	1990-1995
San Diego Surf	Pacific Southwest Hockey League	Senior Amateur	1992-1993
San Diego Gulls	West Coast Hockey League	Minor Pro	1995-2003
San Diego Surf	Western States Hockey League	Tier II Junior	2001-2008
San Diego Gulls	ECHL	Minor Pro	2003-2006
San Diego Gulls	Western States Hockey League	Tier II Junior	2008-2015
San Diego Gulls	American Hockey League	Minor Pro	2015-Present
San Diego Sabers	Western States Hockey League	Tier II Junior	2015-Present

HEAT VS. SAN DIEGO 2015-16 MATCH-UPS

Day	Date	Time (PST)	Home	Away	Venue
Friday	Oct. 30, 2015	7:05 p.m.	San Diego	Stockton	Valley View Casino Center
Saturday	Oct. 31, 2015	5:35 p.m.	San Diego	Stockton	Valley View Casino Center
Wednesday	Nov. 18, 2015	7:00 p.m.	Stockton	San Diego	Stockton Arena
Saturday	Dec. 5, 2015	7:30 p.m.	Stockton	San Diego	Stockton Arena
Friday	Feb. 5, 2016	7:05 p.m.	San Diego	Stockton	Valley View Casino Center
Wednesday	Feb. 24, 2016	7:00 p.m.	Stockton	San Diego	Stockton Arena
Friday	Mar. 4, 2016	7:05 p.m.	San Diego	Stockton	Valley View Casino Center
Saturday	Mar. 5, 2016	7:05 p.m.	San Diego	Stockton	Valley View Casino Center
Wednesday	Mar. 30, 2016	7:00 p.m.	Stockton	San Diego	Stockton Arena
Sunday	Apr. 3, 2016	3:05 p.m.	San Diego	Stockton	Valley View Casino Center
Saturday	Apr. 9, 2016	7:30 p.m.	Stockton	San Diego	Stockton Arena
Sunday	Apr. 10, 2016	4:00 p.m.	Stockton	San Diego	Stockton Arena



SAN JOSE BARRACUDA



Building: SAP Center

Capacity: 17,562

NHL Affiliate: San Jose Sharks

ECHL Affiliate: Allen Americans

Coached By: Roy Sommer

Ownership Group: San Jose Sports & Entertainment Ent.

PR Contacts: Eric Lindquist

Last Year's Record: 41-29-4-2 (Worcester)

STK (ADK) Record vs. SD (NOR): 0-0-0 GF: 0 GA: 0

Address: 525 W Santa Clara St.

San Jose, California 95113

Phone: 408.287.7070

HOCKEY HISTORY IN THE BAY AREA

Team	League	Type of League	Years
Oakland Sheiks	California Hockey League	Minor Pro	1928-1933
San Francisco Seals	California Hockey League	Minor Pro	1928-1929
San Francisco Blackhawks	California Hockey League	Minor Pro	1929-1931
Oakland Checkers	California Hockey League	Minor Pro	1930-1931
San Francisco Tigers	California Hockey League	Minor Pro	1930-1931
San Francisco Rangers	California Hockey League	Minor Pro	1931-1933
Oakland Clippers*	Pacific Coast Hockey League	Minor Pro	1936-1937
Oakland Oaks	Pacific Coast Hockey League	Minor Pro	1944-1950
San Francisco Shamrocks	Pacific Coast Hockey League	Minor Pro	1944-1950
Oakland Knaves	Pacific Coast Hockey League	Senior Amateur	1952-1953
San Francisco Seals	Western Hockey League	Minor Pro	1961-1966
Oakland Seals	National Hockey League	Major League	1967-1970
California Golden Seals	National Hockey League	Major League	1970-1974
California Seals	National Hockey League	Major League	1974-1976
Bay Blazers	California Western Hockey League	Senior Amateur	1977-1978
San Francisco Shamrocks	Pacific Hockey League	Minor Pro	1977-1979
San Jose Sharks	National Hockey League	Major League	1991-Present
San Francisco Spiders	International Hockey League	Minor Pro	1995-1996
San Francisco Bulls	ECHL	Minor Pro	2012-2014
Bay Area Seals	Western States Hockey League	Tier II Junior	2012-2013
San Jose Barracuda	American Hockey League	Minor Pro	2015-Present

HEAT VS. SAN JOSE 2015-16 MATCH-UPS

*-Moved mid-season to Spokane, WA

Day	Date	Time (PST)	Home	Away	Venue
Thursday	Oct. 15, 2015	7:00 p.m.	Stockton	San Jose	Stockton Arena
Saturday	Nov. 21, 2015	7:30 p.m.	Stockton	San Jose	Stockton Arena
Friday	Dec. 4, 2015	7:30 p.m.	San Jose	Stockton	SAP Center
Sunday	Dec. 20, 2015	3:00 p.m.	San Jose	Stockton	SAP Center
Sunday	Dec. 27, 2015	5:00 p.m.	San Jose	Stockton	SAP Center
Wednesday	Jan. 6, 2016	7:30 p.m.	San Jose	Stockton	SAP Center
Saturday	Feb. 20, 2016	7:30 p.m.	Stockton	San Jose	Stockton Arena
Sunday	Feb. 21, 2016	4:00 p.m.	Stockton	San Jose	Stockton Arena
Tuesday	Mar. 1, 2016	7:30 p.m.	San Jose	Stockton	SAP Center
Wednesday	Mar. 9, 2016	7:00 p.m.	Stockton	San Jose	SAP Center
Saturday	Apr. 16, 2016	7:30 p.m.	Stockton	San Jose	Stockton Arena
Sunday	Apr. 17, 2016	3:00 p.m.	San Jose	Stockton	SAP Center



TEXAS STARS



Building: Cedar Park Center

Capacity: 8,500

NHL Affiliate: Dallas Stars

ECHL Affiliate: Idaho Steelheads

Coached By: Derek Laxdal

Ownership Group: Dallas Stars, L.P.

PR Contacts: Brien Rea

Last Year's Record: 40-22-13-1

STK (ADK) Record vs. TEX: 1-1-0 **GF:** 7 **GA:** 9

Address: 2100 Avenue of the Stars

Cedar Park, Texas 78613

Phone: 512.467.8277

HOCKEY HISTORY IN AUSTIN

Team	League	Type of League	Years
Austin Ice Bats	Western Professional Hockey League	Minor Pro	1996-2001
Austin Ice Bats	Central Hockey League	Minor Pro	2001-2008
Texas Stars	American Hockey League	Minor Pro	2009-Present

HEAT VS. TEXAS 2015-16 MATCH-UPS

Day	Date	Time (PST)	Home	Away	Venue
Wednesday	Oct. 21, 2015	5:30 p.m.	Texas	Stockton	Cedar Park Center
Saturday	Nov. 14, 2015	5:00 p.m.	Texas	Stockton	Cedar Park Center
Saturday	Dec. 12, 2015	5:00 p.m.	Texas	Stockton	Cedar Park Center
Saturday	Jan. 2, 2016	4:00 p.m.	Stockton	Texas	Stockton Arena
Friday	Mar. 11, 2016	7:30 p.m.	Stockton	Texas	Stockton Arena
Saturday	Mar. 12, 2016	7:30 p.m.	Stockton	Texas	Stockton Arena

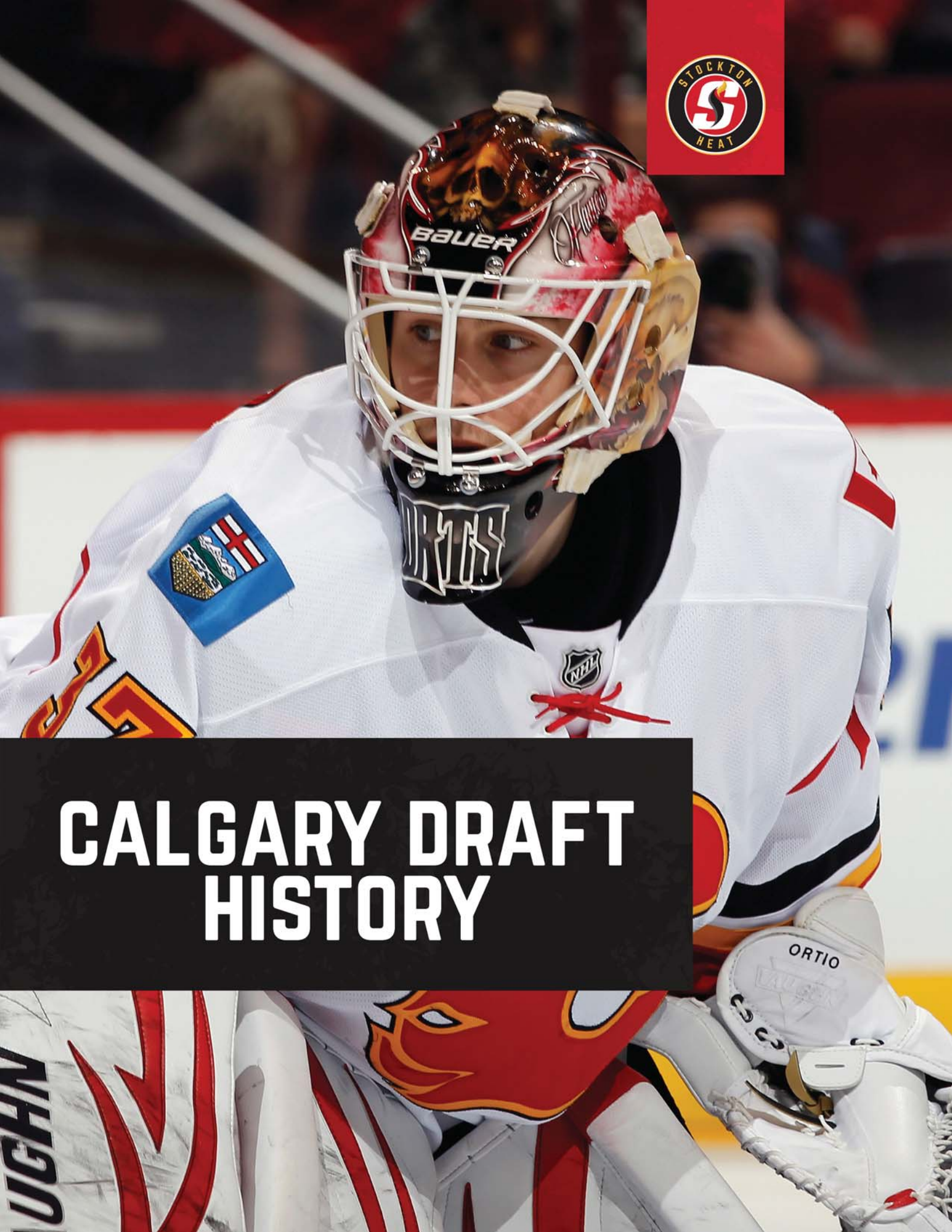


VS. TEXAS STARS 2014-15

Date	Home		Away		Attendance	GW Goal	Goaltenders
Dec. 5, 2014	Adirondack	3	Texas	2	3270	Taylor Vause	Ortio - Lindback
Apr. 1, 2015	Texas	7	Adirondack	4	4731	Brett Ritchie	Thiessen/Carr - Campbell

Adirondack	GP	G	A	P	+/-	SH	PIM
Kenny Agostino	2	0	2	2	2	2	7
Mark Cundari	2	1	1	2	-1	4	6
Emile Poirier	2	1	1	2	-3	5	0
Mathieu Tousignant	2	0	2	2	0	2	4
Taylor Vause	2	2	0	2	1	2	0
Sema Acolatse	2	0	1	1	-1	2	2
Bill Arnold	2	1	0	1	-2	4	2
Garnet Hathaway	2	1	0	1	2	2	4
Kenney Morrison	1	0	1	1	0	2	0
Corey Potter	1	0	1	1	1	0	0
Max Reinhart	2	1	0	1	1	5	2
Devin Setoguchi	1	0	1	1	1	1	2
David Wolf	1	0	1	1	0	3	15
Tyler Wotherspoon	2	0	1	1	-1	4	0
Ryan Culkin	1	0	0	0	0	1	2
Turner Elson	1	0	0	0	-1	1	0
Trevor Gillies	1	0	0	0	-1	0	0
Ben Hanowski	2	0	0	0	-2	4	0
Brant Harris	1	0	0	0	-1	0	0
Corban Knight	1	0	0	0	-1	3	0
John Ramage	1	0	0	0	-1	3	12
Patrick Sieloff	1	0	0	0	-1	0	0
Dustin Stevenson	1	0	0	0	1	0	0
Bryce Van Brabant	1	0	0	0	0	1	7
Nolan Yonkman	1	0	0	0	0	2	0

Texas	GP	G	A	P	+/-	SH	PIM
Justin Dowling	2	2	2	4	2	5	0
Julius Honka	2	0	3	3	2	2	4
Valeri Nichushkin	1	0	3	3	0	2	10
Brett Ritchie	2	3	0	3	3	12	2
Scott Glennie	2	1	1	2	1	7	2
Travis Morin	2	1	1	2	0	6	0
Scott Valentine	2	1	1	2	0	3	21
Ludwig Bystrom	1	0	1	1	2	0	0
Curtis McKenzie	1	0	1	1	2	2	5
Jamie Oleksiak	1	0	1	1	1	2	0
Gret Rallo	2	1	0	1	-2	4	2
Radek Faksa	1	0	0	0	-1	1	2
Maxime Fortunus	2	0	0	0	-2	2	5
Cameron Gaunce	2	0	0	0	1	5	10
Connor Hardowa	1	0	0	0	-1	0	0
Kevin Henderson	1	0	0	0	0	2	0
Derek Hulak	2	0	0	0	0	0	0
Derek Meech	1	0	0	0	0	3	0
Taylor Peters	1	0	0	0	0	0	0
Brendan Ranford	2	0	0	0	-1	7	0
Jesse Root	1	0	0	0	0	1	0
Devin Shore	1	0	0	0	1	2	0
Gemel Smith	1	0	0	0	-1	2	0
Matej Stransky	1	0	0	0	-1	5	2
Branden Troock	1	0	0	0	0	0	0




CALGARY DRAFT HISTORY

UCHAN

ORTIO



NHL ENTRY DRAFT HISTORY 2015-2009



OLIVER KYLINGTON: ROUND 2 (#60 OVERALL)

Scheduled to draft #15 overall, however GM Brad Treliving pulled the trigger on a trade for Boston Bruins defenseman Dougie Hamilton that saw the Flames move out of the first round. The Flames drafted defenseman Rasmus Andersson with their first pick in the draft and traded back into the second round to pick up their second Swedish defenseman of the draft, Oliver Kylington, with the 60th overall pick.

2015 CALGARY FLAMES NHL DRAFT SELECTIONS

RD	PICK	PLAYER	POS	HT	WT	S/C	2014-15 CLUB	GP	G	A	PTS	PIM
2	53	Rasmus Andersson	D	6'0"	212	R	Barrie Colts	67	12	52	64	88
2	60	Oliver Kylington	D	6'0"	181	L	Farjestad BK J20 (SWE-JR)	10	4	3	7	2
							Farjestad BK (SWE-1)	18	2	3	5	4
							AIK (SWE-2)	17	4	3	7	6
5	136	Pavel Karnaukhov	C	6'1"	196	L	Calgary Hitmen (WHL)	69	20	22	42	51
6	166	Andrew Mangiapane	LW	5'10"	170	L	Barrie Colts (OHL)	68	43	61	104	54
7	196	Riley Bruce	D	6'6"	207	R	North Bay Battalion (OHL)	52	0	3	3	32

2014			
RD	NO	PLAYER	POS
1	4	Sam Bennett	C
2	34	Mason McDonald	G
2	54	Hunter Smith	RW
3	64	Brandon Hickey	D
6	175	Adam Ollas Mattsson	D
7	184	Austin Carroll	LW

2013			
RD	NO	PLAYER	POS
1	6	Sean Monahan	C
1	22	Emile Poirier	LW
1	28	Morgan Klimchuk	LW
3	67	Keegan Kanzig	D
5	135	Eric Roy	D
6	157	Tim Harrison	RW
7	187	Rushan Rafikov	D
7	198	John Gilmour	D

2012			
RD	NO	PLAYER	POS
1	21	Mark Jankowski	C
2	42	Patrick Sieloff	D
3	75	Jon Gillies	G
4	105	Brett Kulak	D
5	124	Ryan Culkin	D
6	165	Coda Gordon	LW
7	186	Matthew DeBlouw	C

2011			
RD	NO	PLAYER	POS
1	13	Sven Baertschi	LW
2	45	Markus Granlund	C
2	57	Tyler Wotherspoon	D
4	104	Johnny Gaudreau	C
6	164	Laurent Brossoit	G

2010			
RD	NO	PLAYER	POS
3	64	Max Reinhart	C
3	73	Joey Leach	D
4	103	John Ramage	D
4	108	Bill Arnold	C
5	133	Michael Ferland	LW
7	193	Patrick Holland	RW

2009			
RD	NO	PLAYER	POS
1	23	Tim Erixon	D
3	74	Ryan Howse	RW
4	111	Henrik Bjorklund	RW
5	141	Spencer Bennett	C/LW
6	171	Joni Ortio	G
7	201	Gaelan Patterson	C



NHL ENTRY DRAFT HISTORY 2008-2000

2008			
RD	NO	PLAYER	POS
1	25	Greg Nemisz	RW
2	48	Mitch Wahl	C
3	78	Lance Bouma	LW
4	108	Nicholas Larson	LW
4	114	T.J. Brodie	D
6	168	Ryley Grantham	LW
7	198	Alexander Deilert	D

2007			
RD	NO	PLAYER	POS
1	24	Mikael Backlund	C
3	70	John Negrin	D
4	116	Keith Aulie	D
5	143	Mickey Renaud	C
7	186	C.J. Severyn	LW

2006			
RD	NO	PLAYER	POS
1	26	Leland Irving	G
3	87	John Armstrong	C/RW
3	89	Aaron Marvin	C/W
4	118	Hugo Carpentier	C
5	149	Juuso Puustinen	RW
6	179	Jordan Fulton	C
7	187	Devin Didiomete	LW
7	209	Per Jonsson	D

2005			
RD	NO	PLAYER	POS
1	26	Matt Pelech	D
3	69	Gord Baldwin	D
3	74	Dan Ryder	C
4	111	J.D. Watt	RW
5	128	Kevin Lalonde	G
5	158	Matt Keetley	G
6	179	Brett Sutter	C
7	221	Myles Rumsey	D

2004			
RD	NO	PLAYER	POS
1	24	Kris Chucko	LW
3	70	Brandon Prust	C/LW
3	98	Dustin Boyd	C
4	118	Aki Seitsonen	C
4	121	Kristopher Hogg	LW
6	173	Adam Pardy	D
6	182	Fred Wikner	W
7	200	Matthew Schneider	C
7	213	James Spratt	G
9	279	Adam Cracknell	RW

2003			
RD	NO	PLAYER	POS
1	9	Dion Phaneuf	D
2	39	Tim Ramholt	D
3	97	Ryan Donally	LW
4	112	Jamie Tardif	RW
5	143	Greg Moore	RW
6	173	Tyler Johnson	C
7	206	Thomas Bellemare	D
8	240	Cam Cunning	LW
9	270	Kevin Harvey	LW

2002			
RD	NO	PLAYER	POS
1	10	Eric Nystrom	LW
2	39	Brian McConnell	C
3	90	Matthew Lombardi	C
4	112	Yuri Artemenkov	W
5	142	Emanuel Peter	C
5	146	Victor Bobrov	F
5	159	Kristofer Persson	RW
6	176	Curtis McElhinney	G
7	206	David Van Der Gulik	RW
7	207	Pierre Johnson	D
8	238	Jyri Marttinen	D

2001			
RD	NO	PLAYER	POS
1	14	Chuck Kobasew	RW
2	41	Andrei Taratukhin	C
2	56	Andrei Medvedev	G
4	108	Tomi Maki	RW
4	124	Egor Shastin	F
5	145	James Hakewill	D
5	164	Yuri Trubachev	C
7	207	Garrett Bembridge	RW
7	220	David Moss	LW
8	233	Joe Campbell	D
8	251	Ville Hamalainen	F

2000			
RD	NO	PLAYER	POS
1	9	Brent Krahn	G
2	40	Kurtis Foster	D
2	46	Jarret Stoll	C
4	116	Levente Szuper	G
5	141	Wade Davis	D
5	155	Travis Moen	LW
6	176	Jukka Hentunen	W
8	239	David Hajek	D
9	270	Micki Dupont	D



NHL ENTRY DRAFT HISTORY

1999-1994

1999			
RD	NO	PLAYER	POS
1	11	Oleg Saprykin	C
2	38	Dan Cavanaugh	C
3	77	Craig Andersson	G
4	106	Roman Rozakov	D
5	135	Matt Doman	RW
5	153	Jesse Cook	D
6	166	Cory Pecker	C
6	170	Matt Underhill	G
7	190	Blair Stayzer	LW
9	252	Dimitri Kirilenko	C

1998			
RD	NO	PLAYER	POS
1	6	Rico Fata	RW/C
2	33	Blair Betts	C
3	62	Paul Manning	D
4	102	Shaun Sutter	C
4	108	Dany Sabourin	G
5	120	Brent Gauvreau	C
7	192	Radek Duda	LW
8	206	Jonas Frogen	D
9	234	Kevin Mitchell	D

1997			
RD	NO	PLAYER	POS
1	6	Daniel Tkaczuk	C
2	32	Evan Lindsay	G
2	42	John Tripp	RW
2	51	Dimitri Kokorev	D
3	60	Derek Schutz	C
3	70	Erik Andersson	C
4	92	Chris St. Croix	D
4	100	Ryan Ready	LW
5	113	Martin Moise	LW
6	140	Ilja Demidov	D
7	167	Jeremy Rondeau	LW
9	223	Dustin Paul	RW

1996			
RD	NO	PLAYER	POS
1	13	Derek Morris	D
2	39	Travis Brigley	LW
2	40	Steve Begin	C
3	73	Dmitri Vlasenkov	LW
4	89	Toni Lydman	D
4	94	Christian Lefebvre	D
5	122	Josef Straka	C
8	202	Ryan Wade	RW
9	228	Ronald Petrovicky	RW

1995			
RD	NO	PLAYER	POS
1	20	Denis Gauthier	D
2	46	Pavel Smirnov	C
3	72	Rocky Thompson	D
4	98	Jan Labraaten	LW
6	150	Clarke Wilm	LW
7	176	Ryan Gillis	D
9	233	Steve Shirreffs	D

1994			
RD	NO	PLAYER	POS
1	19	Chris Dingman	LW
2	45	Dimitri Riabykin	D
3	77	Chris Clark	RW
4	91	Ryan Duthie	C
4	97	Johan Finnstrom	D
5	107	Nisse Ekman	W
5	123	Frank Appel	D
6	149	Patrik Haltia	G
7	175	Ladislav Kohn	RW
8	201	Keith McCambridge	D
9	227	Jorgen Jonsson	W
10	253	Mike Peluso	C
11	279	Pavel Torgajev	LW



NHL ENTRY DRAFT HISTORY 1993-1988

1993			
RD	NO	PLAYER	POS
1	18	Jesper Mattsson	RW
2	44	Jamie Allison	D
3	70	Dan Tompkins	LW
4	95	Jason Smith	D
4	96	Marty Murray	C
5	121	Darryl Lafrance	C
5	122	John Emmons	C
6	148	Andreas Karlsson	C
8	200	Derek Sylvester	C
10	252	German Titov	C
11	278	Burke Murphy	LW

1992			
RD	NO	PLAYER	POS
1	6	Cory Stillman	C
2	30	Chris O'Sullivan	D
3	54	Mathias Johansson	C
4	78	Robert Svehla	D
5	102	Sami Helenius	D
6	126	Ravil Yakubov	C
6	129	Joel Bouchard	D
7	150	Pavel Rajnoha	D
8	174	Ryan Mulhern	C
9	198	Brandon Carper	D
10	222	Jonas Hoglund	RW
11	246	Andrei Potaichuk	LW
Supplementary Draft			
6		James O'Brien	D

1991			
RD	NO	PLAYER	POS
1	19	Niklas Sundblad	RW
2	41	Francois Groleau	D
3	52	Sandy McCarthy	RW
3	63	Brian Caruso	LW
4	85	Steven Magnusson	C
5	107	Jerome Butler	G
6	129	Bobby Marshall	D
7	140	Matt Hoffman	LW
7	151	Kelly Harper	C
8	173	David St. Pierre	C
9	195	David Struch	C
10	217	Sergei Zolotov	LW
11	239	Marko Jantunen	C
12	261	Andrei Trefilov	G
Supplementary Draft			
25		Dean Larson	C

1990			
RD	NO	PLAYER	POS
1	11	Trevor Kidd	G
2	26	Nicolas Perreault	D
2	41	Etienne Belzile	D
3	62	Glen Mears	D
4	83	Paul Kruse	LW
6	125	Chris Tschupp	C
7	146	Dimitri Frolov	D
8	167	Shawn Murray	G
9	188	Mike Murray	RW
10	209	Rob Sumner	D
12	251	Leo Gudas	D
Supplementary Draft			
25		Lyle Wildgoose	C

1989			
RD	NO	PLAYER	POS
2	24	Kent Manderville	LW
2	42	Ted Drury	C
3	50	Veli-Pekka Kautonen	D
3	63	Cory Lyons	RW
4	70	Robert Reichel	C
4	84	Ryan O'Leary	C
5	105	Toby Kearney	LW
7	147	Alex Nikolic	LW
8	168	Kevin Wortman	D
9	189	Sergei Gomolyakov	C
10	210	Dan Sawyer	D
11	231	Alexander Yudin	D
12	252	Kenneth Kennholt	D
Supplementary Draft			
26		Shawn Heaphy	C

1988			
RD	NO	PLAYER	POS
1	21	Jason Muzzatti	G
2	42	Todd Harkins	RW
4	84	Gary Socha	C
5	85	Tomas Forslund	RW
5	90	Scott Matusovich	D
6	126	Jonas Bergqvist	RW
7	147	Stefan Nilsson	LW
8	168	Troy Kennedy	RW
9	189	Brett Peterson	D
10	210	Guy Darveau	D
11	231	Dave Tretowicz	D
12	252	Sergei Priakin	RW
Supplementary Draft			
26		Jerry Tarrant	D



NHL ENTRY DRAFT HISTORY 1987-1982

1987			
RD	NO	PLAYER	POS
1	19	Bryan Deasley	LW
2	25	Stephane Matteau	LW
2	40	Kevin Grant	D
3	61	Scott Mahoney	LW
4	70	Tim Harris	RW
5	103	Tim Corkery	D
6	124	Joe Aloï	D
7	145	Peter Ciavaglia	C
8	166	Theoren Fleury	C
9	187	Mark Osiecki	D
10	208	William Sedergren	D
11	229	Peter Sedergren	D
12	250	Magnus Svensson	D
Supplementary Draft			
		Peter Lappin	C

1986			
RD	NO	PLAYER	POS
1	16	George Pelawa	RW
2	37	Brian Glynn	D
4	79	Tom Quinlan	RW
5	100	Scott Bloom	LW
6	121	John Parker	C
7	142	Rick Lessard	D
8	163	Mark Olsen	D
9	184	Warren "Scott" Sharples	G
10	205	Doug Pickell	LW
11	226	Anders Lindstrom	C
12	247	Antonin Stavjana	D
Supplementary Draft			
		Steve MacSwain	RW

1985			
RD	NO	PLAYER	POS
1	17	Chris Biotti	D
2	27	Joe Nieuwendyk	C
2	38	Jeff Wenaas	C
3	59	Lane MacDonald	LW
4	80	Roger Johansson	D
5	101	Esa Keskinen	C
6	122	Tim Sweeney	C
7	143	Stu Grimson	LW
8	164	Nate Smith	D
9	185	Darryl Olsen	D
10	206	Peter Romberg	D
11	227	Alex Koznevnikov	F
12	248	Bill Gregoire	D

1984			
RD	NO	PLAYER	POS
1	12	Gary Roberts	LW
2	33	Ken Sabourin	D
2	38	Paul Ranheim	C
4	75	Peter Rosol	LW
5	96	Joel Paunio	LW
6	117	Brett Hull	RW
7	138	Kevan Melrose	D
8	159	Jiri Hrdina	RW
9	180	Gary Suter	D
10	200	Petr Rucka	C
11	221	Stefan Jonsson	D
12	241	Rudolf Suchanek	D

1983			
RD	NO	PLAYER	POS
1	13	Dan Quinn	C
3	51	Brian Bradley	C
3	55	Perry Berezan	C
4	66	John Bekkers	C
4	71	Bill Claviter	LW
5	91	Igor Liba	LW
6	111	Grant Blair	G
7	131	Jeff Hogg	G
8	151	Chris MacDonald	D
9	171	Rob Kivell	D
10	191	Tom Pratt	D
11	211	Jaroslav Benak	LW
12	231	Sergei Makarov	RW

1982			
RD	NO	PLAYER	POS
2	29	Dave Reiersen	D
2	37	Richard Kromm	LW
3	51	Jim Laing	D
4	65	Dave Meszaros	G
4	72	Mark Lamb	C
5	93	pi Loroalpi	D
6	114	Jeff Vaive	C
6	118	Mats Kihlstrom	D
7	135	Brad Ramsden	RW
8	156	Roy Myllari	D
9	177	Ted Pearson	LW
10	198	Jim Uens	C
11	219	Rick Erdall	C
12	240	Dale Thompson	RW



NHL ENTRY DRAFT HISTORY 1981-1976

1981			
RD	NO	PLAYER	POS
1	15	Al MacInnis	D
3	56	Michael Vernon	G
4	78	Peter Maduch	C
5	99	Mario Simioni	RW
6	120	Todd Hooley	RW
7	141	Rick Heppener	D
8	162	Dale DeGray	D
9	183	George Boudreau	D
10	204	Bruce Eakin	C

1980			
RD	NO	PLAYER	POS
1	13	Denis Cyr	RW
2	31	Tony Curtale	D
2	32	Kevin Lavallee	LW
2	39	Steve Konroyd	D
4	76	Marc Roy	RW
5	97	Randy Turnbull	D
6	118	John Multan	RW
7	139	Dave Newsom	LW
8	160	Claude Drouin	C
9	181	Hakan Loob	RW
10	202	Steven Fletcher	D

1979 <i>*Atlanta Flames</i>			
RD	NO	PLAYER	POS
1	12	Paul Reinhart	D
2	23	Mike Perovich	D
2	33	Pat Riggin	G
3	54	Tim Hunter	D
4	75	Jim Peplinski	RW
5	96	Brad Kempthorne	C
6	117	Glenn Johnson	C

1978 <i>*Atlanta Flames</i>			
RD	NO	PLAYER	POS
1	11	Brad Marsh	D
3	47	Tim Bernhardt	G
4	64	Jim McRae	LW
5	80	Gord Wappel	D
6	97	Greg Meredith	RW
7	114	Dave Hindmarch	RW
8	131	Dave Morrison	RW
9	148	Doug Todd	RW
10	165	Mark Green	C
11	180	Robert Sullivan	C
12	196	Bernhart Engelbrecht	G

1977 <i>*Atlanta Flames</i>			
RD	NO	PLAYER	POS
2	20	Miles Zaharko	D
2	28	Don Laurence	C
2	31	Brian Hill	RW
4	72	Jim Craig	G
5	82	Kurt Christoferson	D
6	100	Bernard Harbec	C
7	118	Bob Gould	RW
8	133	Jim Bennett	RW
9	148	Tim Harrer	RW

1976 <i>*Atlanta Flames</i>			
RD	NO	PLAYER	POS
1	8	Dave Sjamd	D
1	10	Harold Phillipoff	LW
2	28	Robert Simpson	LW
3	46	Richard Hodgson	D
4	64	Kent Nilsson	C
5	82	Mark Earp	G



NHL ENTRY DRAFT HISTORY 1975-1972

1975 <i>*Atlanta Flames</i>			
RD	NO	PLAYER	POS
1	8	Richard Mulhern	D
2	26	Rick Bowness	RW
4	62	Dale Ross	LW
5	80	Willi Plett	RW
6	98	Paul Heaver	D
7	116	Dale McMillan	LW
8	134	Rick Picher	D
9	150	Nick Stanza	G
10	167	Brian O'Connell	G
11	181	Joe Augustine	D
12	192	Torbjorn Nilsson	RW
18	216	Gary Gill	LW

1974 <i>*Atlanta Flames</i>			
RD	NO	PLAYER	POS
2	28	Guy Chouinard	C
3	46	Dick Spannbauer	D
4	58	Pat Ribble	D
4	64	Cam Botting	LW
5	82	Jerry Badiuk	D
6	100	Bill Moen	G
7	118	Peter Brown	D
8	135	Tom Lindskog	D
9	152	Larry Hopkins	LW
10	167	Louis Loranger	C
11	182	Randy Montgomery	LW

1973 <i>*Atlanta Flames</i>			
RD	NO	PLAYER	POS
1	2	Tom Lysiak	C
1	16	Vic Mercredi	C
2	21	Eric Vail	LW
4	53	Dean Talafous	RW
5	69	John Felsch	LW
6	85	Ken Houston	D
7	101	Tom Machowski	D
8	117	Bob Law	LW
9	133	Bob Bilodeau	D
10	148	Glen Surbey	D
10	149	Guy Ross	C
11	162	Gregg Fox	D

1972 <i>*Atlanta Flames</i>			
RD	NO	PLAYER	POS
1	2	Jacques Richard	C
2	18	Dwight Bialowas	D
3	34	Jean Lemieux	D
4	50	Don Martineau	RW
5	78	Johnny Martin	C
6	82	Frank Blum	G
7	98	Scott Smith	LW
8	114	Dave Murphy	C
9	130	Pierre Roy	D
10	132	Jean LaMarre	RW



ADIRONDACK THUNDER



2014-15 ECHL FINAL REGULAR SEASON STANDINGS

EASTERN CONFERENCE

NORTH

Rank	Team	GP	W	L	OT	SOL	P	PCT	GF	GA	Diff	PIMS	Home	Away	S/O
1	xyz-Toledo	72	50	15	5	2	107	.743	281	182	99	785	26-6-2-2	24-9-3-0	9-2
2	x-Fort Wayne	72	48	18	2	4	102	.708	251	200	51	1033	26-5-2-3	22-13-0-1	8-4
3	x-Kalamazoo	72	36	30	3	3	78	.542	226	233	-7	1053	21-13-1-1	15-17-2-2	1-3
4	x-Wheeling	72	37	33	1	1	76	.528	210	213	-3	1435	22-12-1-1	15-21-0-0	4-1
5	Cincinnati	72	31	30	2	9	73	.507	195	221	-26	963	17-13-2-4	14-17-0-5	1-9
6	Indy	72	31	30	4	7	73	.507	197	221	-24	1026	17-15-2-2	14-15-2-5	4-7
7	Evansville	72	15	48	6	3	39	.271	169	271	-102	1184	9-22-4-1	6-26-2-2	0-3

EAST

Rank	Team	GP	W	L	OT	SOL	P	PCT	GF	GA	Diff	PIMS	Home	Away	S/O
1	xy-Florida	72	49	16	2	5	105	.729	267	208	59	1016	25-8-0-3	24-8-2-2	4-5
2	x-South Carolina	72	45	20	1	6	97	.674	224	163	61	1065	20-11-1-4	25-9-0-2	6-6
3	x-Reading	72	45	21	4	2	96	.667	259	210	49	964	21-13-0-2	24-8-4-0	6-2
4	x-Orlando	72	37	25	6	4	84	.583	236	215	21	949	18-13-3-2	19-12-3-2	5-4
5	Greenville	72	39	29	1	3	82	.569	216	215	1	1087	22-14-0-0	17-15-1-3	7-3
6	Elmira	72	32	33	0	7	71	.493	186	217	-31	1445	19-14-0-3	13-19-0-4	2-7
7	Gwinnett	72	20	45	3	4	47	.326	174	263	-89	1224	13-20-1-2	7-25-2-2	1-4

WESTERN CONFERENCE

CENTRAL

Rank	Team	GP	W	L	OT	SOL	P	PCT	GF	GA	Diff	PIMS	Home	Away	S/O
1	xyz-Allen	72	48	14	6	4	106	.736	292	203	89	1644	24-6-5-1	24-8-1-3	3-4
2	x-Rapid City	72	37	28	2	5	81	.562	218	206	12	1229	16-16-1-3	21-12-1-2	4-5
3	x-Quad City	72	37	28	4	3	81	.562	205	186	19	1180	17-16-2-1	20-12-2-2	6-3
4	x-Tulsa	72	37	29	3	3	80	.556	248	244	4	1350	18-16-1-1	19-13-2-2	6-3
5	Wichita	72	32	31	2	7	73	.507	213	240	-27	1508	16-16-0-4	16-15-2-3	4-7
6	Missouri	72	28	35	5	4	65	.451	192	231	-39	1426	14-18-1-3	14-17-4-1	2-4
7	Brampton	72	23	46	3	0	49	.340	181	298	-117	1144	11-24-1-0	12-22-2-0	2-0

PACIFIC

Rank	Team	GP	W	L	OT	SOL	P	PCT	GF	GA	Diff	PIMS	Home	Away	S/O
1	xy-Idaho	72	48	18	2	4	102	.708	258	187	71	1170	25-8-1-2	23-10-1-2	5-4
2	x-Ontario (MAN)	72	43	19	4	6	96	.667	239	184	55	1345	22-9-2-3	21-10-2-3	5-6
3	x-Colorado	72	41	23	4	4	90	.625	236	209	27	1457	23-9-2-2	18-14-2-2	3-4
4	x-Utah	72	37	27	5	3	82	.569	213	219	-6	1170	21-12-1-2	16-15-4-1	5-3
5	Alaska	72	35	30	3	4	77	.535	237	233	-4	1211	20-12-2-2	15-18-1-2	3-4
6	Bakersfield (NOR)	72	26	38	3	5	60	.417	202	265	-63	1047	13-19-1-3	13-19-2-2	5-5
7	Stockton (ADK)	72	21	49	1	1	44	.306	199	296	-97	1557	15-19-1-1	6-30-0-0	2-1

Team's with parenthesis part of 2015-16 move west

z-Clinched Conference | y-Clinched Division | x-Clinched Playoff Spot



2014-15 ECHL FINAL REGULAR SEASON SCORING

Rank	Player	Pos	GP	G	A	P	+/-	PIM	PP	SH	GW	OT	S	S%
1	Tyler Shattock	RW	65	23	40	63	-13	101	9	1	3	0	144	16.0
2	Tyler Maxwell	C	63	24	27	51	-21	34	9	1	4	0	203	11.8
3	James Henry	C	72	10	33	43	-42	85	4	2	0	0	102	9.8
4	Jack MacLellan	C	41	12	26	38	-2	41	5	0	1	0	99	12.1
5	Vinny Scarsella	LW	33	8	22	30	-6	14	2	1	1	0	76	10.5
6	*Adam Phillips	D	67	9	18	27	-28	22	6	0	0	0	105	8.6
7	X-Keith Seabrook	D	51	7	20	27	-19	60	3	1	2	0	115	6.1
8	X-Peter Sivak	LW	29	10	16	26	-6	16	2	0	0	0	99	10.1
9	J.T. Barnett	RW	62	9	16	25	-33	31	3	1	1	0	141	6.4
10	X-Ryan Hayes	RW	37	10	12	22	-24	42	6	0	2	0	75	13.3
11	Alex Mallet	C	40	9	13	22	-27	49	2	0	1	0	53	17.0
12	Garet Hunt	LW	58	13	8	21	-26	269	3	0	0	0	122	10.7
13	*Brad Stebner	D	58	2	16	18	-18	43	0	0	0	0	76	2.6
14	Ryan Constant	D	25	2	15	17	-6	34	1	0	0	0	38	5.3
15	Austin Levi	D	43	5	11	16	-13	23	4	0	1	0	72	6.9
16	Jack Combs	RW	10	5	8	13	-7	11	0	1	0	0	33	15.2
17	Mario Larocque	D	35	4	9	13	-21	127	2	0	0	0	55	7.3
18	X-Shawn Boutin	D	41	3	7	10	-11	27	1	0	0	0	51	5.9
19	*Lukas Sutter	C	40	2	8	10	-8	156	0	0	0	0	69	2.9
20	Sebastian Collberg	LW	6	4	3	7	-2	0	1	0	1	0	12	33.3
21	*Mike Pereira	LW	22	4	3	7	-20	8	0	0	0	0	42	9.5
22	X-Robin Soudek	LW	9	4	2	6	-2	4	0	0	0	0	22	18.2
23	John Ryder	D	42	2	4	6	-17	36	0	0	1	0	34	5.9
24	*Klarc Wilson	LW	28	3	2	5	-5	102	0	0	0	0	24	12.5
25	*Loic Leduc	D	44	3	2	5	-11	85	0	0	0	0	61	4.9
26	J.P. Chabot	C	29	2	3	5	-12	72	0	0	0	0	31	6.5
27	*Bryon Paulazzo	RW	22	2	2	4	-11	10	0	0	0	0	29	6.9
28	*Kyle Brodie	D	4	2	1	3	0	2	0	0	1	0	5	40.0
29	*Roberts Lipsbergs	LW	15	2	1	3	-5	14	0	0	0	0	11	18.2
30	*Carter Rigby	LW	4	0	3	3	-2	2	0	0	0	0	6	0.0
31	Prab Rai	RW	4	1	1	2	-2	4	0	1	0	0	3	33.3
32	Garrett Ladd	RW	4	1	0	1	-1	0	0	0	0	0	8	12.5
33	Andrey Pedan	D	2	0	1	1	-4	2	0	0	0	0	5	0.0
34	*Mike Busillo	D	13	0	1	1	-7	0	0	0	0	0	6	0.0
35	*Jessey Astles	LW	7	0	0	0	-2	2	0	0	0	0	5	0.0
36	*Colin Shea	D	1	0	0	0	-1	0	0	0	0	0	3	0.0



2014-15 ECHL FINAL REGULAR SEASON SCORING



KENT SIMPSON

Drafted 2010 by the Chicago Blackhawks
(Round 2, #58 Overall)

CODY REICHARD

Undrafted

LUCAS GORE

Undrafted

Rank	Player	GP	MINS	W	L	OT	SO	EN	GA	GAA	SA	SVS	SV%	PIMS	Assists
1	Kent Simpson	26	1468	7	17	1	0	5	82	3.35	813	731	.899	2	0
2	X-Shane Owen	19	1068	6	11	0	0	2	63	3.54	621	558	.899	0	1
3	X-Philippe Trudeau	8	463	3	5	0	0	1	32	4.15	280	248	.886	0	0
4	Cody Reichard	15	871	3	11	0	0	1	71	4.89	534	463	.867	8	0
5	*Lucas Gore	7	356	2	4	1	0	0	26	4.37	208	182	.875	0	0
6	X-Andrew Walsh	2	91	0	1	0	0	0	12	7.93	60	48	.800	0	0
	Empty Net		23						9		9				

SHUTOUTS

FOR (0)

Player	Date	Vs.	Result	Saves
None				

AGAINST (5)

Player	Date	Vs.	Result	Saves
Olivier Roy	Oct. 29	at IDH	0-3 L	28
Ty Rimmer	Jan. 2	at BAK	0-2 L	18
Clarke Saunders	Jan. 24	vs. COL	0-3 L	25
Doug Carr	Feb. 15	vs. COL	0-3 L	29
Jack Campbell	Feb. 20	vs. IDH	0-1 L	34



2015-16 ADIRONDACK THUNDER SEASON SCHEDULE

OCTOBER 2015						
Sun	Mon	Tue	Wed	Thur	Fri	Sat
				1	2	3
4	5	6	7	8	9	10
11	12	13	14	15	16	17
					ELM 4:05	
18	19	20	21	22	23	24
					BRM 4:15	MAN 4:00
25	26	27	28	29	30	31
MAN 12:00			ORL 4:00		WHL 4:35	

NOVEMBER 2015						
Sun	Mon	Tue	Wed	Thur	Fri	Sat
1	2	3	4	5	6	7
			KAL 7:30*		CIN 4:35	TOL 4:15
8	9	10	11	12	13	14
					ATL 4:35	GRN 4:00
15	16	17	18	19	20	21
			NOR 7:00*			
22	23	24	25	26	27	28
			ELM 4:00			ELM 4:05
29	30					
GRN 12:00						

DECEMBER 2015						
Sun	Mon	Tue	Wed	Thur	Fri	Sat
		1	2	3	4	5
				BRM 4:15	BRM 4:00	
6	7	8	9	10	11	12
					NOR 4:00	MAN 4:00
13	14	15	16	17	18	19
MAN 12:00			ELM 4:00		NOR 4:30	NOR 4:15
20	21	22	23	24	25	26
						MAN 4:00
27	28	29	30	31		
MAN 12:00		GRN 4:00		REA 2:30		

JANUARY 2016						
Sun	Mon	Tue	Wed	Thur	Fri	Sat
					1	2
						REA 4:00
3	4	5	6	7	8	9
REA 1:00			MAN 4:00		SC 4:00	SC 4:00
10	11	12	13	14	15	16
		NOR 4:00				REA 4:00
17	18	19	20	21	22	23
ELM 1:05	REA 10:00*				MAN 4:00	MAN 4:00
24	25	26	27	28	29	30
MAN 12:00					REA 4:00	REA 4:00
31						

FEBRUARY 2016						
Sun	Mon	Tue	Wed	Thur	Fri	Sat
	1	2	3	4	5	6
					NOR 4:00	NOR 4:00
7	8	9	10	11	12	13
		ELM 4:00			WHL 4:00	REA 4:00
14	15	16	17	18	19	20
REA 1:00		WHL 4:00			ELM 4:05	ELM 4:05
21	22	23	24	25	26	27
BRM 11:00*			MAN 4:00			REA 4:00
28	29					
REA 12:00						

MARCH 2016						
Sun	Mon	Tue	Wed	Thur	Fri	Sat
		1	2	3	4	5
					NOR 4:15	NOR 4:30
6	7	8	9	10	11	12
		MAN 4:00		ELM 4:00	ELM 4:05	SC 4:05
13	14	15	16	17	18	19
REA 4:00					ORL TBD	ORL TBD
20	21	22	23	24	25	26
ORL TBD		KAL 4:00				MAN 4:00
27	28	29	30	31		

APRIL 2016						
Sun	Mon	Tue	Wed	Thur	Fri	Sat
					1	2
					NOR 4:00	BRM 4:00
3	4	5	6	7	8	9
BRM 12:00		ELM 4:00			MAN 4:00	MAN 4:00
10	11	12	13	14	15	16
17	18	19	20	21	22	23
24	25	26	27	28	29	30



All game times are Pacific.
Game times are subject to change.

Listen LIVE on



or watch on





CALGARY FLAMES



2014-15 NHL FINAL REGULAR SEASON STANDINGS

WESTERN CONFERENCE

PACIFIC

Rank	Team	GP	W	L	OT	ROW	P	PCT	GF	GA	Diff	PIMS	Home	Away	S/O
1	xyz-Anaheim	82	51	24	7	43	109	.665	236	226	10	877	26-12-3	25-12-4	8-5
2	x-Vancouver	82	48	29	5	42	101	.616	242	222	20	860	24-15-2	24-14-3	6-2
3	x-Calgary	82	45	30	7	41	97	.591	241	216	25	608	23-13-5	22-17-2	4-3
4	Los Angeles	82	40	27	15	38	95	.579	220	205	15	734	25-9-7	15-18-8	2-8
5	San Jose	82	40	33	9	36	89	.543	228	232	-4	750	19-17-5	21-16-4	4-6
6	Edmonton	82	24	44	14	19	62	.378	198	283	-85	667	15-23-3	9-21-11	5-7
7	Arizona	82	24	50	8	19	56	.341	170	272	-102	766	11-25-5	13-25-3	5-5

CENTRAL

Rank	Team	GP	W	L	OT	ROW	P	PCT	GF	GA	Diff	PIMS	Home	Away	S/O
1	xy-St. Louis	82	51	24	7	42	109	.665	248	201	47	890	27-12-2	24-12-5	9-4
2	x-Nashville	82	47	25	10	41	104	.634	232	208	24	683	28-9-4	19-16-6	6-6
3	x-Chicago	82	48	28	6	39	102	.622	229	189	40	570	24-12-5	24-16-1	9-3
4	x-Minnesota	82	43	26	13	42	100	.610	231	201	30	714	22-13-6	24-15-2	4-3
5	x-Winnipeg	82	43	26	13	36	99	.604	230	210	20	1054	23-13-5	20-13-8	7-6
6	Dallas	82	41	31	10	37	92	.561	261	260	1	771	17-16-8	24-15-2	4-3
7	Colorado	82	39	31	12	29	90	.549	219	227	-8	753	23-15-3	16-16-9	10-4

EASTERN CONFERENCE

ATLANTIC

Rank	Team	GP	W	L	OT	ROW	P	PCT	GF	GA	Diff	PIMS	Home	Away	S/O
1	xy-Montreal	82	50	22	10	43	110	.671	221	189	32	821	26-9-6	24-13-4	7-5
2	x-Tampa Bay	82	50	24	8	47	108	.659	262	211	51	794	32-8-1	18-16-7	3-5
3	x-Detroit	82	43	25	14	39	100	.610	235	221	14	702	22-10-9	21-15-5	4-10
4	x-Ottawa	82	43	26	13	37	99	.604	238	215	23	821	23-13-5	20-13-8	6-7
5	Boston	82	41	27	14	37	96	.585	213	211	2	764	24-10-7	17-17-7	4-10
6	Florida	82	38	29	15	30	91	.555	206	223	-17	715	21-13-7	17-16-8	8-10
7	Toronto	82	30	44	8	25	68	.415	211	262	-51	813	22-17-2	8-27-6	5-5
8	Buffalo	82	23	51	8	15	54	.329	161	274	-113	833	14-22-5	9-29-3	8-5

METROPOLITAN

Rank	Team	GP	W	L	OT	ROW	P	PCT	GF	GA	Diff	PIMS	Home	Away	S/O
1	xyz-NY Rangers	82	53	22	7	49	113	.689	252	192	60	696	25-11-5	28-11-2	4-5
2	x-Washington	82	45	26	11	40	101	.616	242	203	39	847	23-13-5	22-13-6	5-4
3	x-NY Islanders	82	47	28	7	40	101	.616	252	230	22	682	25-14-2	22-14-5	7-6
4	x-Pittsburgh	82	43	27	12	39	98	.598	221	210	11	1099	23-14-4	20-13-8	4-6
5	Columbus	82	42	35	5	33	89	.543	236	250	-14	966	19-20-2	23-15-3	9-2
6	Philadelphia	82	33	31	18	30	84	.512	215	234	-19	809	23-11-7	10-20-11	3-11
7	New Jersey	82	32	36	14	27	78	.476	181	216	-35	746	19-14-8	13-22-6	5-7
8	Carolina	82	30	41	11	25	71	.433	188	226	-38	537	18-16-7	12-25-4	5-7

z-Clinched Conference | y-Clinched Division | x-Clinched Playoff Spot



2014-15 NHL FINAL REGULAR SEASON SCORING

Rank	Player	Pos	GP	G	A	P	+/-	PIM	PP	SH	GW	OT	S	S%
1	Jiri Hudler	C	78	31	45	76	17	14	6	0	5	1	158	19.6
2	Johnny Gaudreau	LW	80	24	40	64	11	14	8	0	4	0	167	14.4
3	Sean Monahan	C	81	31	31	62	8	12	10	1	8	3	191	16.2
4	Dennis Wideman	D	80	15	41	56	6	34	6	0	2	1	173	8.7
5	Mark Giordano	D	61	11	37	48	13	37	2	1	2	1	157	7.0
6	T.J. Brodie	D	81	11	30	41	15	30	3	1	3	1	133	8.3
7	Lance Bouma	C	78	16	18	34	10	54	0	0	4	0	104	15.4
8	Kris Russell	D	79	4	30	34	18	17	1	0	0	0	111	3.6
9	David Jones	RW	67	14	16	30	-3	18	2	0	1	0	114	12.3
10	Joe Colborne	C	64	8	20	28	7	43	1	1	1	0	67	11.9
11	X-Curtis Glencross	LW	53	9	19	28	3	39	2	0	1	0	87	10.3
12	Mikael Backlund	C	52	10	17	27	4	14	0	2	2	1	103	9.7
13	Josh Jooris	C	60	12	12	24	1	16	4	0	4	1	89	13.5
14	Mason Raymond	LW	57	12	11	23	-8	8	0	0	1	0	123	9.8
15	Paul Byron	C	57	6	13	19	-2	8	1	0	0	0	62	9.7
16	Markus Granlund	C	48	8	10	18	-4	16	1	0	1	0	65	12.3
17	Matt Stajan	C	59	7	10	17	7	28	0	0	0	0	46	15.2
18	Deryk Engelland	D	76	2	9	11	-16	53	0	0	0	0	51	3.9
19	Micheal Ferland	LW	26	2	3	5	1	16	0	0	1	0	34	5.9
20	Brandon Bollig	LW	62	1	4	5	-9	88	0	0	0	0	67	1.5
21	Raphael Diaz	D	56	2	2	4	-3	10	1	0	1	0	52	3.8
22	X-Sven Baertschi	LW	15	0	4	4	-3	6	0	0	0	0	11	0.0
23	Drew Shore	C	11	1	2	3	-5	0	0	0	0	0	13	7.7
24	Emile Poirier	LW	6	0	1	1	1	0	0	0	0	0	2	0.0
25	Sam Bennett	C	1	0	1	1	-1	0	0	0	0	0	1	0.0
26	Ladislav Smid	D	31	0	1	1	-12	13	0	0	0	0	21	0.0
27	David Schlemko	D	19	0	0	0	6	8	0	0	0	0	15	0.0
28	Brian McGrattan	RW	8	0	0	0	-2	4	0	0	0	0	10	0.0
29	David Wolf	LW	3	0	0	0	0	2	0	0	0	0	1	0.0
30	John Ramage	D	1	0	0	0	-1	0	0	0	0	0	4	0.0
31	X-Corban Knight	C	2	0	0	0	0	0	0	0	0	0	2	0.0
32	Devin Setoguchi	RW	12	0	0	0	-7	4	0	0	0	0	12	0.0
33	Brett Kulak	D	1	0	0	0	0	2	0	0	0	0	0	0.0
34	Corey Potter	D	6	0	0	0	-1	0	0	0	0	0	2	0.0
35	Max Reinhart	C	4	0	0	0	-3	0	0	0	0	0	3	0.0
36	Tyler Wotherspoon	D	1	0	0	0	-3	0	0	0	0	0	1	0.0



2014-15 NHL FINAL REGULAR SEASON SCORING



JONAS HILLER
Undrafted

KARRI RAMO
Drafted 2004 by the Tampa Bay Lightning
(Round 6, #191 Overall)

JONI ORTIO
Drafted 2009 by the Calgary Flames
(Round 6, #171 Overall)

Rank	Player	GP	MINS	W	L	OT	SO	EN	GA	GAA	SA	SVS	SV%	PIMS	Assists
1	Jonas Hiller	52	2871	26	19	4	1	0	113	2.36	1376	1263	.918	0	0
2	Karri Ramo	34	1732	15	9	3	2	0	75	2.60	852	777	.912	0	0
3	Joni Ortio	6	333	4	2	0	1	0	14	2.52	153	139	.908	0	0

SHUTOUTS

FOR (5)

Player	Date	Vs.	Result	Saves
Jonas Hiller	Oct. 23	vs. CAR	5-0 W	16
Karri Ramo	Nov. 26	at SJ	2-0 W	32
Karri Ramo	Nov. 29	at AZ	3-0 W	26
Joni Ortio	Jan. 10	at VAN	1-0 W	36
Jonas Hiller/Karri Ramo	Apr. 4	at EDM	4-0 W	27

AGAINST (4)

Player	Date	Vs.	Result	Saves
Devan Dubnyk	Jan. 29	vs. MIN	0-1 L	30
Marc-Andre Fleury	Feb. 6	vs. PIT	0-4 L	21
Cam Talbot	Feb. 24	at NYR	0-1 L	21
Brian Elliott	Mar. 17	vs. STL	0-4 L	25

Ramo got hurt 58 seconds in making 0 saves before Hiller made 27 in relief



2014-15 NHL FINAL PLAYOFF SCORING



JOHNNY GAUDREAU

Drafted 2011 by the Calgary Flames
(Round 4, #104 Overall)

JIRI HUDLER

Drafted 2002 by the Detroit Red Wings
(Round 2, #58 Overall)


KRIS RUSSELL

Drafted 2005 by the Columbus Blue
Jackets (Round 3, #67 Overall)


Rank	Player	Pos	GP	G	A	P	+/-	PIM	PP	SH	GW	OT	S	S%
1	Johnny Gaudreau	LW	11	4	5	9	-2	6	2	0	0	0	24	16.7
2	Jiri Hudler	C	11	4	4	8	-2	2	3	0	1	0	15	26.7
3	Kris Russell	D	11	2	5	7	-9	7	1	0	1	0	13	15.4
4	Dennis Wideman	D	11	0	7	7	-2	12	0	0	0	0	18	0.0
5	Sean Monahan	C	11	3	3	6	-3	2	1	0	0	0	24	12.5
6	T.J. Brodie	D	11	1	4	5	3	0	0	0	0	0	14	7.1
7	Micheal Ferland	LW	9	3	2	5	3	23	0	0	0	0	12	25.0
8	David Jones	RW	11	2	3	5	1	2	0	0	0	0	22	9.1
9	Sam Bennett	C	11	3	1	4	-3	8	0	0	1	0	20	15.0
10	Matt Stajan	C	11	1	3	4	0	21	0	0	1	0	11	9.1
11	Joe Colborne	C	11	1	2	3	-3	20	0	1	0	0	7	14.3
12	Brandon Bollig	LW	11	2	0	2	-1	38	0	0	0	0	15	13.3
13	Mason Raymond	LW	8	0	2	2	-4	0	0	0	0	0	9	0.0
14	Mikael Backlund	C	11	1	1	2	-1	8	0	0	1	1	30	3.3
15	Deryk Engelland	D	11	0	1	1	-1	50	0	0	0	0	11	0.0
16	David Schlemko	D	11	0	1	1	1	2	0	0	0	0	15	0.0
17	Markus Granlund	C	3	0	1	1	1	0	0	0	0	0	2	0.0
18	David Wolf	LW	1	0	0	0	0	0	0	0	0	0	0	0.0
19	Josh Jooris	C	9	0	0	0	0	4	0	0	0	0	8	0.0
20	Drew Shore	C	1	0	0	0	-1	2	0	0	0	0	2	0.0
21	Lance Bouma	C	2	0	0	0	0	2	0	0	0	0	2	0.0
22	Corey Potter	D	2	0	0	0	-1	0	0	0	0	0	1	0.0
23	Raphael Diaz	D	3	0	0	0	1	0	0	0	0	0	1	0.0
24	Tyler Wotherspoon	D	6	0	0	0	0	0	0	0	0	0	2	0.0



2014-15 NHL FINAL PLAYOFF SCORING



JONAS HILLER
Undrafted



KARRI RAMO
Drafted 2004 by the Tampa Bay Lightning
(Round 6, #191 Overall)

Rank	Player	GP	MINS	W	L	OT	SO	EN	GA	GAA	SA	SVS	SV%	PIMS	Assists
1	Jonas Hiller	7	322	3	3	0	0	0	14	2.61	173	159	.919	0	0
2	Karri Ramo	7	336	2	3	1	0	0	16	2.86	171	155	.906	0	0

SHUTOUTS

FOR (0)

Player	Date	Vs.	Result	Saves
<i>None</i>				

AGAINST (4)

Player	Date	Vs.	Result	Saves
Frederik Andersen	May 3	at ANA	0-3 L	30



2015-16 CALGARY FLAMES SEASON SCHEDULE

OCTOBER 2015						
Sun	Mon	Tue	Wed	Thur	Fri	Sat
				1	2	3
4	5	6	7 VAN 7:00	8	9	10 VAN 7:00
11	12	13 STL 6:00	14	15	16 WPG 5:00	17 EDM 7:00
18	19	20 WAS 6:00	21	22	23 DET 6:00	24
25 NYR 4:00	26 NYI 4:00	27	28 OTT 4:30	29	30 MTL 6:00	31 EDM 7:00

NOVEMBER 2015						
Sun	Mon	Tue	Wed	Thur	Fri	Sat
1	2	3 COL 6:00	4	5 PHI 6:00	6	7 PIT 7:00
8	9	10 FLA 4:30	11	12 TB 4:30	13 WAS 4:00	14
15 CHI 5:30	16	17 NJ 6:00	18	19	20 CHI 6:00	21
22	23	24 ANA 7:00	25	26	27 AZ 6:00	28 SJ 7:00
29	30					

DECEMBER 2015						
Sun	Mon	Tue	Wed	Thur	Fri	Sat
		1 DAL 6:00	2	3	4 BOS 6:00	5
6	7	8 SJ 6:00	9	10 BUF 6:00	11	12 NYR 7:00
13	14	15 NAS 5:00	16	17 DAL 5:30	18	19 STL 12:00
20 DET 4:00	21	22 WPG 6:00	23	24	25	26
27 EDM 6:00	28	29 ANA 6:00	30	31 LA 6:00		

JANUARY 2016						
Sun	Mon	Tue	Wed	Thur	Fri	Sat
					1	2 COL 7:00
3	4	5 TB 6:00	6	7 AZ 6:00	8	9
10	11 SJ 6:00	12	13 FLA 6:30	14	15	16 EDM 7:00
17	18	19 NJ 4:00	20	21 CBJ 4:00	22	23
24 CAR 3:00	25 DAL 5:30	26	27 NAS 6:30	28	29	30
31						

FEBRUARY 2016						
Sun	Mon	Tue	Wed	Thur	Fri	Sat
	1	2	3 CAR 6:30	4	5 CBJ 6:00	6 VAN 7:00
7	8	9 TOR 6:00	10	11 SJ 7:30	12 AZ 6:00	13
14	15 ANA 1:00	16	17 MIN 7:00	18	19 VAN 6:00	20
21 ANA 4:00	22	23 LA 7:30	24	25 NYI 6:00	26	27 OTT 7:00
28	29 PHI 4:00					

MARCH 2016						
Sun	Mon	Tue	Wed	Thur	Fri	Sat
		1 BOS 4:00	2	3 BUF 4:00	4	5 PIT 12:00
6	7 SJ 6:00	8	9 NAS 6:30	10	11 AZ 6:00	12
13	14 STL 6:00	15	16 WPG 7:00	17	18 COL 6:00	19
20 MTL 4:00	21 TOR 4:30	22	23	24 MIN 5:00	25	26 CHI 7:00
27	28 AZ 7:00	29	30 ANA 7:00	31 LA 7:30		

APRIL 2016						
Sun	Mon	Tue	Wed	Thur	Fri	Sat
					1	2 EDM 7:00
3	4	5 LA 6:00	6	7 VAN 6:00	8	9 MIN 4:00
10	11	12	13	14	15	16
17	18	19	20	21	22	23
24	25	26	27	28	29	30



All game times are Pacific.
Game times are subject to change.


Listen LIVE on





AHL OFFICIATING CREW

#	REFEREE	#	REFEREE	#	LINESMAN	#	LINESMAN	#	LINESMAN	#	LINESMAN
38	Jonathan Alarie	41	Mark Lemelin	52	Shandor Alphonso	2	Luke Galvin	27	Bill Lyons	92	Joe Ross
77	David Banfield	46	Dave Lewis	32	Joe Andrews	2	Brandon Gawryletz	72	Brian MacDonald	13	Randy Sappo
22	Geno Binda	49	T.J. Luxmore	74	Chris Aughe	61	Tom George	71	Mitch MacPherson	12	Carl Sasyn
15	Jake Brenk	57	Peter MacDougall	11	Mike Baker	75	Ryan Gibbons	21	Ryan Madsen	3	Terrance Saunders
86	Chris Brown	19	Tim Mayer	80	Landon Bathe	90	Bob Goodman	65	Bob Marcis	75	Jim Scarpace
42	Darcy Burchell	45	Jon McIsaac	42	Bob Bernard	98	John Grandt	24	Joe Maynard	33	Sam Shikowsky
43	Tom Chmielewski	28	Geoff Miller	97	Leo Boylan	16	Kevin Hall	94	Bill McGoldrick	21	Ben Shiley
24	Chris Ciomaga	80	Brent Montsion	81	Ed Boyle	60	Mike Hamilton	94	Fraser McIntyre	66	Paul Simeon
87	Ian Croft	3	Ben Moser	86	Matt Brady	17	William Hancock	26	Matt McNulty	10	Bob St. Lawrence
31	Shaun Davis	18	Mike Mullen	83	Jim Briggs	60	Mike Hamilton	12	Jean Menard	7	Alex Stagnone
14	Ryan Fraser	5	Ryan Murphy	3	Andrew Brown	17	William Hancock	33	Chris Millea	36	Nathan Stanton
64	Alex Garon	44	Kendrick Nicholson	56	Dave Brown	59	Jim Harper	23	Jack Millea	98	Al Stensland
66	Olivier Guoin	85	Steve Patafie	67	Jordan Browne	11	Mike Harrington	23	Aaron Mills	76	Derek Sylvester
47	Trevor Hanson	2	Jarrold Ragusin	93	Paul Carnathan	61	Kevin Hastings	71	Shaun Morgan	78	Zachary Thornton
8	Ryan Hersey	48	Garrett Rank	79	Mathieu Chenier	45	Justin Hedlund	27	Johnathan Morrison	85	Francis Trempe
25	Jeffrey Ingram	34	Stephen Reneau	4	Peter Cichy	91	Jared Hoffmeyer	29	Frank Murphy	75	Pat Turcotte
51	Brett Iverson	37	Jason Rollins	7	Brent Colby	20	Brent Hooks	92	Luke Murray	75	Jim Vail
40	Keith Kaval	6	Evgeny Romasko	6	Glen Cooke	34	Todd Horwood	14	Kory Nagy	46	Derek Wahl
84	Jamie Koharski	55	Furman South	90	Ryan Daisy	30	Fred Hudy	29	Charlie O'Connor	28	Jeff Walker
10	Terry Koharski	17	Peter Tarnaris	51	Mike Daltrey	22	Kevin Keenan	74	Brian Oliver	96	Scott Whittemore
39	Pierre Lambert	4	Andrew Thackaberry	79	Justin Day	63	Sheldon Keough	52	Rich Patry	70	Todd Whittemore
30	Fred LeBlanc	78	Cameron Voss	92	Joe DeMizio	55	Ray King	26	Andy Petrus	58	Terry Wicklum
12	Nicolas Leduc	89	Zac Wiebe	24	Dan Dineen	73	Ryan Knapp	54	Justin Petterle	73	Paul Wilkinson
				95	Sean D'Loughy	63	Trent Knorr	22	Cory Piche	19	Jesse Wilmot
				60	Francois Dussureault	53	Tim Kotyra	51	Jesse Pletsch	88	Mike Winslow
				69	Mike Emanatian	83	Ryan Lachine	25	Scott Pomento	35	Brian Wisner
				82	John Everett	47	Tyler Landman	70	Justin Prusak	17	Chris Woodworth
				5	Chad Evers	64	Steeve Lemay	16	Kevin Redding	19	Jesse Wilmot
				33	Peter Feola	82	Brendan Lewis	62	Paul Reid	88	Mike Winslow
				31	Kevin Ferguson	19	Chris Libett	67	Pat Richardson	35	Brian Wisner
				6	Jason Finley	78	Jeremy Lovett	34	Jud Ritter	17	Chris Woodworth
				72	Bob Fyrer	88	Chris Low	15	Zach Roberts		



CALGARY AFFILIATE RECORDS





BIRMINGHAM BULLS (1980-81)

CHL LEADERS - SKATERS

CHL GOALS

Rank	Name	Pos	GP	G
1	Bob Gould	F	58	25
2	John Stewart	C	57	22
3	Jim MacRae	F	54	19
4	Greg Meredith	F	39	17
5	Mike Dwyer	L	49	16
6	Dave Hindmarch	F	48	15
7	Brad Kempthorne	C	44	10
8	Tim Harrer	R	28	9
9	Frank Beaton	L	41	8
10	Earl Ingarfield	L	23	7
11	Mike Perovich	D	55	6
	Bob Francis	C	18	6
	Gord Wappel	D	44	6
	Paul Henderson	L	35	6
	John Gibson	D	16	6
16	Dale Lewis	L	12	5
	Gary Rissling	L	19	5
	Brad Smith	F	10	5
19	Tim Hunter	F	58	3
20	Barry Gibbs	D	20	2

CHL ASSISTS

Rank	Name	Pos	GP	A
1	Mike Dwyer	L	49	34
2	John Stewart	C	57	33
3	Mike Perovich	D	55	26
4	Bob Gould	F	58	25
	Brad Kempthorne	C	44	25
6	Jim MacRae	F	54	24
7	Bob Francis	C	18	21
8	Gord Wappel	D	44	19
9	Barry Gibbs	D	20	15
10	Dave Hindmarch	F	48	14
11	Paul Henderson	L	35	11
12	Greg Meredith	F	39	10
13	Earl Ingarfield	L	23	9
	Dale Lewis	L	12	9
15	Gary Rissling	L	19	7
16	Brad Smith	F	10	6
17	Tim Harrer	R	28	5
	Frank Beaton	L	41	5
	Tim Hunter	F	58	5
	Alex McKendry	F	10	5

CHL POINTS

Rank	Name	Pos	GP	P
1	John Stewart	C	57	55
2	Mike Dwyer	L	49	50
	Bob Gould	F	58	50
4	Jim MacRae	F	54	43
5	Brad Kempthorne	C	44	35
6	Mike Perovich	D	55	32
7	Dave Hindmarch	F	48	29
8	Bob Francis	C	18	27
	Greg Meredith	F	39	27
10	Gord Wappel	D	44	25
11	Barry Gibbs	D	20	17
	Paul Henderson	L	35	17
13	Earl Ingarfield	L	23	16
14	Dale Lewis	L	12	14
	Tim Harrer	R	28	14
16	Frank Beaton	L	41	13
17	Gary Rissling	L	19	12
18	Brad Smith	F	10	11
19	John Gibson	D	16	9
20	Tim Hunter	F	58	8

CHL PIMS

Rank	Name	Pos	GP	PIM
1	Tim Hunter	F	58	236
2	Gary Rissling	L	19	161
3	Frank Beaton	L	41	143
4	Mike Dwyer	L	49	135
5	Mike Perovich	D	55	116
6	Gord Wappel	D	44	89
7	Brad Kempthorne	C	44	65
8	John Stewart	C	57	57
9	Barry Gibbs	D	20	49
10	Earl Ingarfield	L	23	47
11	Bob Gould	F	58	43
12	John Gibson	D	16	42
13	Jim MacRae	F	54	40
14	Jay Soleway	D	31	40
15	Ralph Andreesen	D	24	39
16	Paul Henderson	L	35	38
17	Greg Meredith	F	39	36
18	Tim Harrer	R	28	36
19	Paul Terbenche	D	41	26
20	Alex McKendry	F	10	23

CHL GAMES PLAYED

Rank	Name	Pos	GP	G	A	P	PIM
1	Tim Hunter	F	58	3	5	8	236
	Bob Gould	F	58	25	25	50	43
3	John Stewart	C	57	22	33	55	57
4	Mike Perovich	D	55	6	26	32	116
5	Jim MacRae	F	54	19	24	43	40
6	Mike Dwyer	L	49	16	34	50	135
7	Dave Hindmarch	F	48	15	14	29	18
8	Gord Wappel	D	44	6	19	25	89
	Brad Kempthorne	C	44	10	25	35	65
10	Frank Beaton	L	41	8	5	13	143
	Paul Terbenche	D	41	2	2	4	26
12	Greg Meredith	F	39	17	10	27	36
13	Paul Henderson	L	35	6	11	17	38
14	Jay Soleway	D	31	1	2	3	40
15	Tim Harrer	R	28	9	5	14	36
16	Ralph Andreesen	D	24	1	2	3	39
17	Earl Ingarfield	L	23	7	9	16	47
18	Jim Pettie	G	21	0	1	1	20
19	Barry Gibbs	D	20	2	15	17	49
20	Gary Rissling	L	19	5	7	12	161



BIRMINGHAM BULLS (1980-81)

CHL LEADERS - GOALTENDERS

To qualify to be included in the goalie leaders, a goaltender must have played 15 or more games with the only exception being Shutouts and Games Played.

CHL WINS

Rank	Name	GP	Min	W
1	Tim Bernhardt	29	1598	11
2	Jim Pettie	21	1189	3

CHL GOALS AGAINST AVG.

Rank	Name	GP	GA	GAA
1	Tim Bernhardt	29	106	3.98
2	Jim Pettie	21	109	5.50

CHL SAVE PERCENTAGE

Rank	Name	GP	Svs	Pct
1	Tim Bernhardt	29	773	0.879
2	Jim Pettie	21	567	0.839

CHL SHUTOUTS

Rank	Name	GP	SO
1	Tim Bernhardt	29	1

CHL GAMES PLAYED

Rank	Name	GP	Min	W	L	T	SO
1	Tim Bernhardt	29	1598	11	13	2	1
2	Jim Pettie	21	1189	3	16	0	0
3	Reggie Lemelin	13	757	3	8	2	0



BIRMINGHAM BULLS (1980-81)

NHL LEADERS - SKATERS

NHL GOALS

Rank	Name	Pos	GP	G
1	Paul Henderson	L	707	236
2	Bob Gould	F	697	145
3	Tim Hunter	F	815	62
4	Barry Gibbs	D	796	58
5	Brad Smith	F	222	28
6	Gary Rissling	L	221	23
7	Dave Hindmarch	F	99	21
8	Greg Meredith	F	38	6
9	Dennis Sobchuk	C	35	5
	Paul Terbenche	D	189	5
11	Earl Ingarfield	L	39	4
12	Alex McKendry	F	46	3
13	Bob Francis	C	14	2
	Mike Dwyer	L	31	2
15	Frank Beaton	L	25	1
	Gord Wappel	D	20	1

NHL ASSISTS

Rank	Name	Pos	GP	A
1	Paul Henderson	L	707	241
2	Barry Gibbs	D	796	224
3	Bob Gould	F	697	159
4	Tim Hunter	F	815	76
5	Brad Smith	F	222	34
6	Gary Rissling	L	221	30
7	Paul Terbenche	D	189	26
8	Dave Hindmarch	F	99	17
9	Dennis Sobchuk	C	35	6
	Alex McKendry	F	46	6
	Mike Dwyer	L	31	6
12	Greg Meredith	F	38	4
	Earl Ingarfield	L	39	4
14	John Gibson	D	48	2
15	Frank Beaton	L	25	1
	Gord Wappel	D	20	1

NHL POINTS

Rank	Name	Pos	GP	P
1	Paul Henderson	L	707	477
2	Bob Gould	F	697	304
3	Barry Gibbs	D	796	282
4	Tim Hunter	F	815	138
5	Brad Smith	F	222	62
6	Gary Rissling	L	221	53
7	Dave Hindmarch	F	99	38
8	Paul Terbenche	D	189	31
9	Dennis Sobchuk	C	35	11
10	Greg Meredith	F	38	10
11	Alex McKendry	F	46	9
12	Mike Dwyer	L	31	8
	Earl Ingarfield	L	39	8
14	John Gibson	D	48	2
	Frank Beaton	L	25	2
	Gord Wappel	D	20	2
	Bob Francis	C	14	2

NHL PIMS

Rank	Name	Pos	GP	PIM
1	Tim Hunter	F	815	3146
2	Gary Rissling	L	221	1008
3	Barry Gibbs	D	796	945
4	Brad Smith	F	222	591
5	Bob Gould	F	697	572
6	Paul Henderson	L	707	304
7	John Gibson	D	48	120
8	Frank Beaton	L	25	43
9	Paul Terbenche	D	189	28
10	Dave Hindmarch	F	99	25
	Mike Dwyer	L	31	25
12	Earl Ingarfield	L	39	22
13	Alex McKendry	F	46	21
14	Gord Wappel	D	20	10
15	Greg Meredith	F	38	8
16	Dennis Sobchuk	C	35	2
	Tim Harrer	R	3	2

NHL GAMES PLAYED

Rank	Name	Pos	GP	G	A	P	PIM
1	Tim Hunter	F	815	62	76	138	3146
2	Barry Gibbs	D	796	58	224	282	945
3	Paul Henderson	L	707	236	241	477	304
4	Bob Gould	F	697	145	159	304	572
5	Brad Smith	F	222	28	34	62	591
6	Gary Rissling	L	221	23	30	53	1008
7	Paul Terbenche	D	189	5	26	31	28
8	Dave Hindmarch	F	99	21	17	38	25
9	John Gibson	D	48	0	2	2	120
10	Alex McKendry	F	46	3	6	9	21
11	Earl Ingarfield	L	39	4	4	8	22
12	Greg Meredith	F	38	6	4	10	8
13	Dennis Sobchuk	C	35	5	6	11	2
14	Mike Dwyer	L	31	2	6	8	25
15	Frank Beaton	L	25	1	1	2	43
16	Gord Wappel	D	20	1	1	2	10
17	Bob Francis	C	14	2	0	2	0
18	Dale Lewis	L	8	0	0	0	0
19	Tim Harrer	R	3	0	0	0	2
	Serge Beaudoin	D	3	0	0	0	0



BIRMINGHAM BULLS (1980-81)

NHL LEADERS - GOALTENDERS

To qualify to be included in the goalie leaders, a goaltender must have played 15 or more games with the only exception being Shutouts and Games Played.

NHL WINS

Rank	Name	GP	Min	W
1	Reggie Lemelin	507	28016	236
2	Tim Bernhardt	67	3748	17
3	Jim Pettie	21	1157	9

NHL GOALS AGAINST AVG.

Rank	Name	GP	GA	GAA
1	Reggie Lemelin	507	1612	3.45
2	Jim Pettie	21	71	3.68
3	Tim Bernhardt	67	267	4.27

NHL SAVE PERCENTAGE

Rank	Name	GP	Svs	Pct
1	Tim Bernhardt	67	1720	0.866
2	Reggie Lemelin	507	n/a	n/a
3	Jim Pettie	21	n/a	n/a

NHL SHUTOUTS

Rank	Name	GP	SO
1	Reggie Lemelin	507	12
2	Jim Pettie	21	1

NHL GAMES PLAYED

Rank	Name	GP	Min	W	L	T	SO
1	Reggie Lemelin	507	28016	236	162	63	12
2	Tim Bernhardt	67	3748	17	36	7	0
3	Jim Pettie	21	1157	9	7	2	1



OKLAHOMA CITY STARS (1981-82) CHL LEADERS - SKATERS

CHL GOALS

Rank	Name	Pos	GP	G
1	Bob Francis	C	80	48
2	Tim Harrer	R	77	29
3	Alex McKendry	F	80	27
	Dave Hindmarch	F	63	27
5	Mike Prestidge	C	53	20
6	Brad Kempthorne	C	72	17
7	Grant Rezanoff	R	45	15
8	Dave Debol	C	21	13
	Bill Hobbins	C	75	13
10	Gord Hampson	F	71	11
11	Greg Meredith	F	80	10
	Denis Cyr	R	14	10
13	Rick Vasko	D	68	9
	Mike Dwyer	L	28	9
15	Gord Wappel	D	46	6
	Bobby Lalonde	C	19	6
17	Ralph Andreesen	D	59	4
	Tim Hunter	F	55	4
19	Kari Eloranta	D	39	3
	Mike Fidler	L	6	3

CHL ASSISTS

Rank	Name	Pos	GP	A
1	Bob Francis	C	80	66
2	Alex McKendry	F	80	59
3	Rick Vasko	D	68	32
4	Brad Kempthorne	C	72	29
5	Tim Harrer	R	77	27
	Kari Eloranta	D	39	27
7	Gord Hampson	F	71	23
	Greg Meredith	F	80	23
9	Dave Hindmarch	F	63	21
	Mike Dwyer	L	28	21
11	Grant Rezanoff	R	45	20
12	Mike Prestidge	C	53	19
13	Dave Debol	C	21	15
	Bill Hobbins	C	75	15
15	Gord Wappel	D	46	13
	Ralph Andreesen	D	59	13
17	Tim Hunter	F	55	12
18	Bobby Lalonde	C	19	11
19	Theran Welsh	D	13	9
	Pat Ribble	D	43	9

CHL POINTS

Rank	Name	Pos	GP	P
1	Bob Francis	C	80	114
2	Alex McKendry	F	80	86
3	Tim Harrer	R	77	56
4	Dave Hindmarch	F	63	48
5	Brad Kempthorne	C	72	46
6	Rick Vasko	D	68	41
7	Mike Prestidge	C	53	39
8	Grant Rezanoff	R	45	35
9	Gord Hampson	F	71	34
10	Greg Meredith	F	80	33
11	Kari Eloranta	D	39	30
	Mike Dwyer	L	28	30
13	Dave Debol	C	21	28
	Bill Hobbins	C	75	28
15	Gord Wappel	D	46	19
16	Ralph Andreesen	D	59	17
	Bobby Lalonde	C	19	17
18	Tim Hunter	F	55	16
19	Denis Cyr	R	14	14
20	Theran Welsh	D	13	11

CHL PIMS

Rank	Name	Pos	GP	PIM
1	Tim Hunter	F	55	222
2	Alex McKendry	F	80	163
3	Rick Vasko	D	68	92
4	Brad Kempthorne	C	72	78
5	Bob Francis	C	80	76
6	Greg Meredith	F	80	64
7	Ralph Andreesen	D	59	61
8	Gord Wappel	D	46	52
9	Gord Hampson	F	71	48
10	Pat Ribble	D	43	44
	Harold Phillipoff	F	13	44
12	Tim Harrer	R	77	36
	Bobby Lalonde	C	19	36
14	Mike Dwyer	L	28	35
15	John Multan	R	39	34
16	Kari Eloranta	D	39	31
17	Bill Hobbins	C	75	28
18	Dave Hindmarch	F	63	21
19	Charlie Bourgeois	D	13	17
20	Denis Cyr	R	14	16

CHL GAMES PLAYED

Rank	Name	Pos	GP	G	A	P	PIM
1	Bob Francis	C	80	48	66	114	76
	Alex McKendry	F	80	27	59	86	163
	Greg Meredith	F	80	10	23	33	64
4	Tim Harrer	R	77	29	27	56	36
5	Bill Hobbins	C	75	13	15	28	28
6	Brad Kempthorne	C	72	17	29	46	78
7	Gord Hampson	F	71	11	23	34	48
8	Rick Vasko	D	68	9	32	41	92
9	Dave Hindmarch	F	63	27	21	48	21
10	Ralph Andreesen	D	59	4	13	17	61
11	Tim Hunter	F	55	4	12	16	222
12	Mike Prestidge	C	53	20	19	39	6
13	Gord Wappel	D	46	6	13	19	52
14	Grant Rezanoff	R	45	15	20	35	10
15	Pat Ribble	D	43	1	9	10	44
16	Kari Eloranta	D	39	3	27	30	31
17	John Multan	R	39	2	2	4	34
18	Mike Dwyer	L	28	9	21	30	35
19	Dave Debol	C	21	13	15	28	2
20	Bobby Lalonde	C	19	6	11	17	36



OKLAHOMA CITY STARS (1981-82) CHL LEADERS - GOALTENDERS

To qualify to be included in the goalie leaders, a goaltender must have played 15 or more games with the only exception being Shutouts and Games Played.

CHL WINS

Rank	Name	GP	Min	W
1	Hardy Astrom	35	1911	12
2	Paul Fricker	44	2363	12

CHL GOALS AGAINST AVG.

Rank	Name	GP	GA	GAA
1	Paul Fricker	44	187	4.75
2	Hardy Astrom	35	154	4.84

CHL SAVE PERCENTAGE

Rank	Name	GP	Svs	Pct
1	Paul Fricker	44	1095	0.854
2	Hardy Astrom	35	828	0.843

CHL SHUTOUTS

Rank	Name	GP	SO
None			

CHL GAMES PLAYED

Rank	Name	GP	Min	W	L	T	SO
1	Paul Fricker	44	2363	12	28	0	0
2	Hardy Astrom	35	1911	12	18	1	0
3	Tim Bernhardt	10	526	1	8	0	0



OKLAHOMA CITY STARS (1981-82) NHL LEADERS - SKATERS

NHL GOALS

Rank	Name	Pos	GP	G
1	Eric Vail	F	591	216
2	Bobby Lalonde	C	641	124
3	Mike Fidler	L	271	84
	Tim Hunter	F	815	62
5	Denis Cyr	R	193	41
6	Steve Konroyd	D	895	41
7	Dave Debol	C	92	26
8	Harold Phillipoff	F	141	26
	Dave Hindmarch	F	99	21
10	Pat Ribble	D	349	19
11	Charlie Bourgeois	D	290	16
	Kari Eloranta	D	267	13
13	Carl Mokosak	L	83	11
	Greg Meredith	F	38	6
15	Alex McKendry	F	46	3
	Rick Vasko	D	31	3
17	Mike Dwyer	L	31	2
	Bob Francis	C	14	2
19	Gord Wappel	D	20	1

NHL ASSISTS

Rank	Name	Pos	GP	A
1	Eric Vail	F	591	260
2	Bobby Lalonde	C	641	210
3	Steve Konroyd	D	895	195
4	Kari Eloranta	D	267	103
5	Mike Fidler	L	271	97
	Tim Hunter	F	815	76
7	Pat Ribble	D	349	60
	Harold Phillipoff	F	141	57
9	Charlie Bourgeois	D	290	54
	Denis Cyr	R	193	43
11	Dave Debol	C	92	26
12	Dave Hindmarch	F	99	17
13	Carl Mokosak	L	83	15
	Rick Vasko	D	31	7
15	Alex McKendry	F	46	6
	Mike Dwyer	L	31	6
17	Greg Meredith	F	38	4
18	Gord Wappel	D	20	1

NHL POINTS

Rank	Name	Pos	GP	P
1	Eric Vail	F	591	476
2	Steve Konroyd	D	895	236
3	Bobby Lalonde	C	641	223
4	Mike Fidler	L	271	181
5	Tim Hunter	F	815	138
6	Kari Eloranta	D	267	116
7	Denis Cyr	R	193	84
8	Harold Phillipoff	F	141	83
9	Pat Ribble	D	349	79
10	Charlie Bourgeois	D	290	70
11	Dave Debol	C	92	52
	Dave Hindmarch	F	99	38
13	Carl Mokosak	L	83	26
	Rick Vasko	D	31	10
15	Greg Meredith	F	38	10
16	Alex McKendry	F	46	9
	Mike Dwyer	L	31	8
18	Gord Wappel	D	20	2
19	Bob Francis	C	14	2

NHL PIMS

Rank	Name	Pos	GP	PIM
1	Tim Hunter	F	815	3146
2	Steve Konroyd	D	895	863
3	Charlie Bourgeois	D	290	788
4	Pat Ribble	D	349	365
5	Bobby Lalonde	C	641	298
6	Eric Vail	F	591	281
7	Harold Phillipoff	F	141	267
8	Carl Mokosak	L	83	170
9	Kari Eloranta	D	267	155
10	Mike Fidler	L	271	124
	Denis Cyr	R	193	36
12	Rick Vasko	D	31	29
	Dave Hindmarch	F	99	25
14	Mike Dwyer	L	31	25
15	Alex McKendry	F	46	21
16	Gord Wappel	D	20	10
17	Greg Meredith	F	38	8
18	Gord Hampson	F	4	5
19	Dave Debol	C	92	4
20	Tim Harrer	R	3	2

NHL GAMES PLAYED

Rank	Name	Pos	GP	G	A	P	PIM
1	Steve Konroyd	D	895	41	195	236	863
	Tim Hunter	F	815	62	76	138	3146
	Bobby Lalonde	C	641	124	210	223	298
4	Eric Vail	F	591	216	260	476	281
5	Pat Ribble	D	349	19	60	79	365
6	Charlie Bourgeois	D	290	16	54	70	788
7	Mike Fidler	L	271	84	97	181	124
8	Kari Eloranta	D	267	13	103	116	155
9	Denis Cyr	R	193	41	43	84	36
10	Harold Phillipoff	F	141	26	57	83	267
11	Dave Hindmarch	F	99	21	17	38	25
12	Dave Debol	C	92	26	26	52	4
13	Carl Mokosak	L	83	11	15	26	170
14	Alex McKendry	F	46	3	6	9	21
15	Greg Meredith	F	38	6	4	10	8
16	Rick Vasko	D	31	3	7	10	29
17	Mike Dwyer	L	31	2	6	8	25
	Gord Wappel	D	20	1	1	2	10
19	Bob Francis	C	14	2	0	2	0
20	Gord Hampson	F	4	0	0	0	5



OKLAHOMA CITY STARS (1981-82) NHL LEADERS - GOALTENDERS

To qualify to be included in the goalie leaders, a goaltender must have played 15 or more games with the only exception being Shutouts and Games Played.

NHL WINS

Rank	Name	GP	Min	W
1	Mike Vernon	781	44449	367
2	Hardy Astrom	83	4456	17
3	Tim Bernhardt	67	3748	17

NHL GOALS AGAINST AVG.

Rank	Name	GP	GA	GAA
1	Mike Vernon	781	2206	2.98
2	Hardy Astrom	83	278	3.74
3	Tim Bernhardt	67	267	4.27

NHL SAVE PERCENTAGE

Rank	Name	GP	Svs	Pct
1	Mike Vernon	781	17758	0.890
2	Tim Bernhardt	67	1720	0.866
3	Hardy Astrom	83	n/a	n/a

NHL SHUTOUTS

Rank	Name	GP	SO
1	Mike Vernon	781	27

NHL GAMES PLAYED

Rank	Name	GP	Min	W	L	T	SO
1	Mike Vernon	781	44449	367	273	92	27
2	Hardy Astrom	83	4456	17	44	12	0
3	Tim Bernhardt	67	3748	17	36	7	0



COLORADO FLAMES (1982-84)

CHL LEADERS - SKATERS

CHL GOALS

Rank	Name	Pos	GP	G
1	Dan Bolduc	L	139	64
2	Pierre Rioux	F	124	63
3	Bruce Eakin	C	140	57
4	Bob Francis	C	94	52
5	Greg Meredith	F	90	39
6	Gord Hampson	F	113	36
7	Tim Harrer	R	69	33
8	Alex McKendry	F	72	25
9	Charlie Bourgeois	D	105	22
10	Mike Clayton	L	69	20
11	Todd Hooley	F	67	19
	Mario Simioni	F	60	19
13	Jeff Brubaker	L	57	16
	Dale DeGray	D	67	16
15	Mike Dwyer	L	51	15
	Jim Jackson	R	55	15
17	Mike Prestidge	C	62	13
	Jeff Vaive	C	67	13
19	Ed Beers	F	29	12
	Kari Jalonen	C	33	12

CHL ASSISTS

Rank	Name	Pos	GP	A
1	Bruce Eakin	C	140	115
2	Pierre Rioux	F	124	82
3	Bob Francis	C	94	66
4	Dan Bolduc	L	139	62
5	Charlie Bourgeois	D	105	50
6	Jim Jackson	R	55	43
7	Gord Hampson	F	113	42
	Alex McKendry	F	72	42
	Tony Curtale	D	128	42
10	Gord Wappel	D	70	34
11	Mike Dwyer	L	51	33
12	Kari Jalonen	C	33	32
13	Pat Ribble	D	63	31
	Greg Meredith	F	90	30
15	Tim Harrer	R	69	29
16	Mike Prestidge	C	62	26
17	Tony Stiles	D	97	25
	Mario Simioni	F	60	24
19	Todd Hooley	F	67	21
	Jeff Vaive	C	67	21

CHL POINTS

Rank	Name	Pos	GP	P
1	Bruce Eakin	C	140	172
2	Pierre Rioux	F	124	145
	Dan Bolduc	L	139	126
4	Bob Francis	C	94	118
5	Alex McKendry	F	72	86
6	Gord Hampson	F	113	78
7	Charlie Bourgeois	D	105	72
8	Greg Meredith	F	90	69
	Alex McKendry	F	72	67
10	Tim Harrer	R	69	62
11	Jim Jackson	R	55	58
	Tony Curtale	D	128	52
13	Mike Dwyer	L	51	48
14	Gord Wappel	D	70	44
	Kari Jalonen	C	33	44
16	Mario Simioni	F	60	43
17	Todd Hooley	F	67	40
18	Mike Prestidge	C	62	39
19	Pat Ribble	D	63	36
20	Mike Clayton	L	69	36

CHL PIMS

Rank	Name	Pos	GP	PIM
1	Randy Turnbull	D	65	292
2	Charlie Bourgeois	D	105	261
3	Tim Hunter	F	46	225
4	Jeff Brubaker	L	57	218
5	Howard Walker	D	69	172
6	Gord Hampson	F	113	162
7	Neil Sheehy	D	74	151
8	Tony Curtale	D	128	141
9	Mike Clayton	L	69	126
10	Gord Wappel	D	70	110
11	Carl Mokosak	L	28	106
12	Bob Francis	C	94	77
	Tony Stiles	D	97	77
14	Dan Bolduc	L	139	73
15	Pat Ribble	D	63	68
16	Dale DeGray	D	67	67
17	Keith Hanson	D	39	64
	Mike Perovich	D	60	64
19	Bruce Eakin	C	140	63
20	Mike Dwyer	L	51	61

CHL GAMES PLAYED

Rank	Name	Pos	GP	G	A	P	PIM
1	Bruce Eakin	C	140	57	115	172	63
	Dan Bolduc	L	139	64	62	126	73
3	Tony Curtale	D	128	10	42	52	141
4	Pierre Rioux	F	124	63	82	145	40
5	Gord Hampson	F	113	36	42	78	162
6	Charlie Bourgeois	D	105	22	50	72	261
7	Tony Stiles	D	97	5	25	30	77
8	Bob Francis	C	94	52	66	118	77
9	Greg Meredith	F	90	39	30	69	53
10	Neil Sheehy	D	74	5	18	23	151
11	Alex McKendry	F	72	25	42	67	44
12	Gord Wappel	D	70	10	34	44	110
13	Howard Walker	D	69	4	19	23	172
14	Mike Clayton	L	69	20	16	36	126
	Tim Harrer	R	69	33	29	62	28
16	Dale DeGray	D	67	16	14	30	67
	Todd Hooley	F	67	19	21	40	40
	Jeff Vaive	C	67	13	21	34	39
19	Randy Turnbull	D	65	2	1	3	292
20	Pat Ribble	D	63	5	31	36	68



COLORADO FLAMES (1982-84)

CHL LEADERS - GOALTENDERS

To qualify to be included in the goalie leaders, a goaltender must have played 15 or more games with the only exception being Shutouts and Games Played.

CHL WINS

Rank	Name	GP	Min	W
1	Marc D'Amour	78	4290	34
2	Mike Vernon	46	2648	30
3	Tim Bernhardt	34	1896	19

CHL GOALS AGAINST AVG.

Rank	Name	GP	GA	GAA
1	Mike Vernon	46	148	3.35
2	Tim Bernhardt	34	122	3.86
3	Marc D'Amour	78	284	3.97

CHL SAVE PERCENTAGE

Rank	Name	GP	Svs	Pct
1	Tim Bernhardt	34	900	0.881
2	Marc D'Amour	78	n/a	n/a
3	Mike Vernon	46	n/a	n/a

CHL SHUTOUTS

Rank	Name	GP	SO
1	Marc D'Amour	78	1
2	Mike Vernon	46	1

CHL GAMES PLAYED

Rank	Name	GP	Min	W	L	T	SO
1	Marc D'Amour	78	4290	34	33	3	1
2	Mike Vernon	46	2648	30	13	2	1
3	Tim Bernhardt	34	1896	19	11	1	0
4	Jeff Lastiwka	5	284	3	2	0	0
	Jim Ralph	5	300	3	2	0	0



COLORADO FLAMES (1982-84)

NHL LEADERS - SKATERS

NHL GOALS

Rank	Name	Pos	GP	G
1	Al MacInnis	D	1416	340
2	Brian Bradley	C	651	182
3	Kevin LaVallee	F	366	110
4	Paul Fenton	F	411	100
5	Colin Patterson	F	504	96
6	Ed Beers	F	250	94
7	Tim Hunter	F	815	62
8	Mark Lamb	D	403	46
9	Dan Bolduc	L	102	22
10	Pat Ribble	D	349	19
11	Neil Sheehy	D	379	18
	Dale DeGray	D	153	18
13	Jim Jackson	R	112	17
	Charlie Bourgeois	D	290	16
15	Jeff Brubaker	L	178	16
	Carl Mokosak	L	83	11
17	Kari Jalonen	C	37	9
	Mickey Volcan	D	162	8
19	Greg Meredith	F	38	6
	Alex McKendry	F	46	3

NHL ASSISTS

Rank	Name	Pos	GP	A
1	Al MacInnis	D	1416	934
2	Brian Bradley	C	651	321
3	Kevin LaVallee	F	366	125
4	Ed Beers	F	250	116
5	Colin Patterson	F	504	110
6	Mark Lamb	D	403	100
7	Paul Fenton	F	411	83
	Tim Hunter	F	815	76
	Pat Ribble	D	349	60
10	Charlie Bourgeois	D	290	54
11	Neil Sheehy	D	379	47
12	Dale DeGray	D	153	47
13	Mickey Volcan	D	162	33
	Jim Jackson	R	112	30
15	Dan Bolduc	L	102	19
16	Carl Mokosak	L	83	15
17	Howard Walker	D	83	12
	Jeff Brubaker	L	178	9
19	Tony Stiles	D	30	7
	Kari Jalonen	C	37	6

NHL POINTS

Rank	Name	Pos	GP	P
1	Al MacInnis	D	1416	1274
2	Brian Bradley	C	651	503
	Kevin LaVallee	F	366	235
4	Ed Beers	F	250	210
5	Colin Patterson	F	504	206
6	Paul Fenton	F	411	183
7	Mark Lamb	D	403	146
8	Tim Hunter	F	815	138
	Pat Ribble	D	349	79
10	Charlie Bourgeois	D	290	70
11	Neil Sheehy	D	379	65
	Dale DeGray	D	153	65
13	Jim Jackson	R	112	47
14	Mickey Volcan	D	162	41
	Dan Bolduc	L	102	41
16	Carl Mokosak	L	83	26
17	Jeff Brubaker	L	178	25
18	Kari Jalonen	C	37	15
19	Howard Walker	D	83	14
20	Greg Meredith	F	38	10

NHL PIMS

Rank	Name	Pos	GP	PIM
1	Tim Hunter	F	815	3146
2	Al MacInnis	D	1416	1501
3	Neil Sheehy	D	379	1311
4	Charlie Bourgeois	D	290	788
5	Brian Bradley	C	651	528
6	Jeff Brubaker	L	178	512
7	Pat Ribble	D	349	365
8	Mark Lamb	D	403	291
9	Ed Beers	F	250	256
10	Colin Patterson	F	504	239
11	Paul Fenton	F	411	198
12	Dale DeGray	D	153	195
	Carl Mokosak	L	83	170
14	Mickey Volcan	D	162	146
15	Howard Walker	D	83	133
16	Kevin LaVallee	F	366	85
17	Keith Hanson	D	25	77
	Dan Bolduc	L	102	33
19	Mike Dwyer	L	31	25
20	Alex McKendry	F	46	21

NHL GAMES PLAYED

Rank	Name	Pos	GP	G	A	P	PIM
1	Al MacInnis	D	1416	340	934	1274	1501
	Tim Hunter	F	815	62	76	138	3146
3	Brian Bradley	C	651	182	321	503	528
4	Colin Patterson	F	504	96	110	206	239
5	Paul Fenton	F	411	100	83	183	198
6	Mark Lamb	D	403	46	100	146	291
7	Neil Sheehy	D	379	18	47	65	1311
8	Kevin LaVallee	F	366	110	125	235	85
	Pat Ribble	D	349	19	60	79	365
10	Charlie Bourgeois	D	290	16	54	70	788
	Ed Beers	F	250	94	116	210	256
12	Jeff Brubaker	L	178	16	9	25	512
13	Mickey Volcan	D	162	8	33	41	146
14	Dale DeGray	D	153	18	47	65	195
	Jim Jackson	R	112	17	30	47	20
	Dan Bolduc	L	102	22	19	41	33
17	Carl Mokosak	L	83	11	15	26	170
	Howard Walker	D	83	2	12	14	133
	Alex McKendry	F	46	3	6	9	21
20	Greg Meredith	F	38	6	4	10	8



COLORADO FLAMES (1982-84)

NHL LEADERS - GOALTENDERS

To qualify to be included in the goalie leaders, a goaltender must have played 15 or more games with the only exception being Shutouts and Games Played.

NHL WINS

Rank	Name	GP	Min	W
1	Mike Vernon	781	44449	367
2	Tim Bernhardt	67	3748	17
3	Marc D'Amour	16	579	2

NHL GOALS AGAINST AVG.

Rank	Name	GP	GA	GAA
1	Mike Vernon	781	2206	2.98
2	Marc D'Amour	16	32	3.32
3	Tim Bernhardt	67	267	4.27

NHL SAVE PERCENTAGE

Rank	Name	GP	Svs	Pct
1	Marc D'Amour	16	292	0.901
2	Mike Vernon	781	17758	0.890
3	Tim Bernhardt	67	1720	0.866

NHL SHUTOUTS

Rank	Name	GP	SO
1	Mike Vernon	781	27

NHL GAMES PLAYED

Rank	Name	GP	Min	W	L	T	SO
1	Mike Vernon	781	44449	367	273	92	27
2	Tim Bernhardt	67	3748	17	36	7	0
3	Marc D'Amour	16	579	2	4	2	0



MONCTON GOLDEN FLAMES (1984-87)

AHL LEADERS - SKATERS

AHL GOALS

Rank	Name	Pos	GP	G
1	Brett Hull	R	67	50
2	Mark Lamb	D	159	49
3	Yves Courteau	R	129	45
4	Dale DeGray	D	198	44
5	Bob Bodak	L	106	38
6	Brian Bradley	C	79	35
	Bruce Eakin	C	78	35
	Peter Bakovic	L	157	35
9	Gino Cavallini	L	55	32
10	Joel Otto	C	56	27
	George White*	F	131	27
12	Benoit Doucet	F	79	26
13	Pierre Rioux	F	74	25
14	Gary Roberts	L	45	24
15	John Newberry	F	44	10
	Mike Clayton	L	70	10
17	Mike Kaszycki	F	30	9
	Ted Pearson	F	65	9
19	Mickey Volcan	D	63	8
	Robin Bartell	D	115	8

AHL ASSISTS

Rank	Name	Pos	GP	A
1	Mark Lamb	D	159	99
2	Dale DeGray	D	198	90
3	Peter Bakovic	L	157	70
4	Pierre Rioux	F	74	66
5	Brian Bradley	C	79	58
6	Bruce Eakin	C	78	48
7	Yves Courteau	R	129	43
8	Brett Hull	R	67	42
9	Joel Otto	C	56	36
10	Bob Bodak	L	106	35
11	Benoit Doucet	F	79	34
12	Robin Bartell	D	115	32
13	Kevan Guy	D	119	30
14	John Newberry	F	44	24
15	Gino Cavallini	L	55	21
	Mark Paterson	D	70	21
17	Gary Roberts	L	45	20
18	George White*	F	131	17
	Ted Pearson	F	65	17
	Keith Hanson	D	70	17

AHL POINTS

Rank	Name	Pos	GP	P
1	Mark Lamb	D	159	148
2	Dale DeGray	D	198	134
3	Peter Bakovic	L	157	105
4	Brian Bradley	C	79	93
5	Brett Hull	R	67	92
6	Pierre Rioux	F	74	91
7	Yves Courteau	R	129	88
8	Bruce Eakin	C	78	83
9	Bob Bodak	L	106	73
10	Joel Otto	C	56	63
11	Benoit Doucet	F	79	60
12	Gino Cavallini	L	55	53
13	Gary Roberts	L	45	44
	George White*	F	131	44
15	Robin Bartell	D	115	40
16	Kevan Guy	D	119	36
17	John Newberry	F	44	34
18	Mark Paterson	D	70	27
19	Ted Pearson	F	65	26
	Mike Clayton	L	70	26

AHL PIMS

Rank	Name	Pos	GP	PIM
1	Peter Bakovic	L	157	629
2	Dale DeGray	D	198	248
3	Darwin McCutcheon	D	81	218
4	Bob Bodak	L	106	189
5	Ed Kastelic	R	62	187
6	Robin Bartell	D	115	166
7	Ken Sabourin	D	78	166
8	Keith Hanson	D	70	145
9	Mike Clayton	L	70	133
10	Neil Sheehy	D	38	122
11	Mark Paterson	D	70	112
12	Don Mercier	C	74	107
13	Mark Lamb	D	159	104
14	Rob Kivell	D	49	95
15	Kevan Guy	D	119	94
16	Lou Kiriakou	D	84	93
17	Joel Otto	C	56	89
18	Dave Cameron	C	37	82
19	Dan Cormier	F	23	81
20	Gary Roberts	L	45	79

AHL GAMES PLAYED

Rank	Name	Pos	GP	G	A	P	PIM
1	Dale DeGray	D	198	44	90	134	248
2	Mark Lamb	D	159	49	99	148	104
3	Peter Bakovic	L	157	35	70	105	629
4	George White*	F	131	27	17	44	64
5	Yves Courteau	R	129	45	43	88	51
6	Kevan Guy	D	119	6	30	36	94
7	Robin Bartell	D	115	8	32	40	166
8	Bob Bodak	L	106	38	35	73	189
9	Tony Stiles	D	99	5	11	16	64
10	Lou Kiriakou	D	84	0	8	8	93
11	Darwin McCutcheon	D	81	1	12	13	218
12	Brian Bradley	C	79	35	58	93	48
	Benoit Doucet	F	79	26	34	60	18
14	Ken Sabourin	D	78	1	10	11	166
	Bruce Eakin	C	78	35	48	83	60
16	Don Mercier	C	74	5	11	16	107
	Pierre Rioux	F	74	25	66	91	14
18	Keith Hanson	D	70	5	17	22	145
	Mike Clayton	L	70	10	16	26	133
	Mark Paterson	D	70	6	21	27	112



MONCTON GOLDEN FLAMES (1984-87)

AHL LEADERS - GOALTENDERS

To qualify to be included in the goalie leaders, a goaltender must have played 15 or more games with the only exception being Shutouts and Games Played.

AHL WINS

Rank	Name	GP	Min	W
1	Marc D'Amour	58	3180	24
2	Doug Dadswell	42	2275	24
3	Mike Vernon	47	2424	13
4	Rick Kosti	15	705	5
5	Dave Meszaros	20	820	4

AHL GOALS AGAINST AVG.

Rank	Name	GP	GA	GAA
1	Marc D'Amour	58	187	3.53
2	Doug Dadswell	42	138	3.64
3	Rick Kosti	15	44	3.74
4	Mike Vernon	47	155	3.84
5	Dave Meszaros	20	53	3.88

AHL SAVE PERCENTAGE

Rank	Name	GP	Svs	Pct
1	Marc D'Amour	58	1471	0.887
2	Dave Meszaros	20	396	0.882
3	Mike Vernon	47	1088	0.875
4	Rick Kosti	15	265	0.858
5	Doug Dadswell	42	797	0.852

AHL SHUTOUTS

Rank	Name	GP	SO
1	Doug Dadswell	42	1
2	Rick Kosti	15	1

AHL GAMES PLAYED

Rank	Name	GP	Min	W	L	T	SO
1	Marc D'Amour	58	3180	24	23	5	0
2	Mike Vernon	47	2424	13	21	6	0
3	Doug Dadswell	42	2275	24	12	1	1
4	Dave Meszaros	20	820	4	7	2	0
5	Rick Kosti	15	705	5	7	1	1
6	Maurice Dupuis	2	76	1	0	0	0



MONCTON GOLDEN FLAMES (1984-87)

NHL LEADERS - SKATERS

NHL GOALS

Rank	Name	Pos	GP	G
1	Brett Hull	R	1269	741
2	Gary Roberts	L	1224	438
3	Joel Otto	C	943	195
4	Brian Bradley	C	651	182
5	Steve Tambellini	C	553	160
6	Gino Cavallini	L	593	114
7	Mark Lamb	D	403	46
8	Mike Kaszycki	F	226	42
9	Peter Sullivan	F	126	28
10	Rik Wilson	D	251	25
	Dave Cameron	C	168	25
12	Dan Bolduc	L	102	22
13	Dale DeGray	D	153	18
	Neil Sheehy	D	379	18
15	Jim Jackson	R	112	17
	Ed Kastelic	R	220	11
17	Mickey Volcan	D	162	8
	Tom McMurchy	L	55	8
19	Kevan Guy	D	156	5
20	Mark Paterson	D	29	3

NHL ASSISTS

Rank	Name	Pos	GP	A
1	Brett Hull	R	1269	650
2	Gary Roberts	L	1224	471
3	Brian Bradley	C	651	321
4	Joel Otto	C	943	313
5	Gino Cavallini	L	593	159
6	Steve Tambellini	C	553	150
7	Mark Lamb	D	403	100
8	Mike Kaszycki	F	226	80
9	Rik Wilson	D	251	65
10	Peter Sullivan	F	126	54
11	Dale DeGray	D	153	47
12	Neil Sheehy	D	379	47
13	Mickey Volcan	D	162	33
14	Jim Jackson	R	112	30
15	Dave Cameron	C	168	28
16	Kevan Guy	D	156	20
17	Dan Bolduc	L	102	19
18	Ed Kastelic	R	220	10
19	Ken Sabourin	D	74	8
	Tom Thornbury	D	14	8

NHL POINTS

Rank	Name	Pos	GP	P
1	Brett Hull	R	1269	1391
2	Gary Roberts	L	1224	909
3	Joel Otto	C	943	508
4	Brian Bradley	C	651	503
5	Steve Tambellini	C	553	310
6	Gino Cavallini	L	593	273
7	Mark Lamb	D	403	146
8	Mike Kaszycki	F	226	122
9	Rik Wilson	D	251	90
10	Peter Sullivan	F	126	82
11	Dale DeGray	D	153	65
	Neil Sheehy	D	379	65
13	Dave Cameron	C	168	53
14	Jim Jackson	R	112	47
15	Mickey Volcan	D	162	41
	Dan Bolduc	L	102	41
17	Kevan Guy	D	156	25
18	Ed Kastelic	R	220	21
19	Tom McMurchy	L	55	12
20	Ken Sabourin	D	74	10

NHL PIMS

Rank	Name	Pos	GP	PIM
1	Gary Roberts	L	1224	2560
2	Joel Otto	C	943	1934
3	Neil Sheehy	D	379	1311
4	Ed Kastelic	R	220	719
5	Brian Bradley	C	651	528
6	Gino Cavallini	L	593	507
7	Brett Hull	R	1269	458
8	Mark Lamb	D	403	291
9	Dave Cameron	C	168	238
10	Rik Wilson	D	251	220
11	Ken Sabourin	D	74	201
12	Dale DeGray	D	153	195
13	Mickey Volcan	D	162	146
14	Kevan Guy	D	156	138
15	Mike Kaszycki	F	226	108
16	Steve Tambellini	C	553	105
17	Keith Hanson	D	25	77
18	Tom McMurchy	L	55	65
19	Peter Bakovic	L	10	48
20	Peter Sullivan	F	126	40

NHL GAMES PLAYED

Rank	Name	Pos	GP	G	A	P	PIM
1	Brett Hull	R	1269	741	650	1391	458
2	Gary Roberts	L	1224	438	471	909	2560
3	Joel Otto	C	943	195	313	508	1934
4	Brian Bradley	C	651	182	321	503	528
5	Gino Cavallini	L	593	114	159	273	507
6	Steve Tambellini	C	553	160	150	310	105
7	Mark Lamb	D	403	46	100	146	291
8	Neil Sheehy	D	379	18	47	65	1311
9	Rik Wilson	D	251	25	65	90	220
10	Mike Kaszycki	F	226	42	80	122	108
11	Ed Kastelic	R	220	11	10	21	719
12	Dave Cameron	C	168	25	28	53	238
13	Mickey Volcan	D	162	8	33	41	146
14	Kevan Guy	D	156	5	20	25	138
15	Dale DeGray	D	153	18	47	65	195
16	Peter Sullivan	F	126	28	54	82	40
17	Jim Jackson	R	112	17	30	47	20
18	Dan Bolduc	L	102	22	19	41	33
19	Ken Sabourin	D	74	2	8	10	201
20	Tom McMurchy	L	55	8	4	12	65



MONCTON GOLDEN FLAMES (1984-87) NHL LEADERS - GOALTENDERS

To qualify to be included in the goalie leaders, a goaltender must have played 15 or more games with the only exception being Shutouts and Games Played.

NHL WINS

Rank	Name	GP	Min	W
1	Mike Vernon	781	44449	367
2	Doug Dadswell	28	1346	8
3	Marc D'Amour	16	579	2

NHL GOALS AGAINST AVG.

Rank	Name	GP	GA	GAA
1	Mike Vernon	781	2206	2.98
2	Marc D'Amour	16	32	3.32
3	Doug Dadswell	28	99	4.41

NHL SAVE PERCENTAGE


Rank	Name	GP	Svs	Pct
1	Marc D'Amour	16	292	0.901
2	Mike Vernon	781	17758	0.890
3	Doug Dadswell	28	601	0.859

NHL SHUTOUTS

Rank	Name	GP	SO
1	Mike Vernon	781	27

NHL GAMES PLAYED

Rank	Name	GP	Min	W	L	T	SO
1	Mike Vernon	781	44449	367	273	92	27
2	Doug Dadswell	28	1346	8	8	3	0
3	Marc D'Amour	16	579	2	4	2	0



SALT LAKE GOLDEN EAGLES (1987-93)

IHL LEADERS - SKATERS

IHL GOALS

Rank	Name	Pos	GP	G
1	Rich Chernomaz	R	442	205
2	Marc Bureau	C	266	118
3	Randy Bucyk	C	239	91
4	Martin Simard	L	277	70
5	Shawn Heaphy	C	154	70
6	Paul Ranheim	L	75	68
7	Tim Sweeney	L	112	65
8	Todd Harkins	C	204	60
9	Rick Barkovich	C	149	54
10	Bryan Deasley	L	211	52
11	Jim Johannson	C	100	49
	Peter Lappin	R	84	49
13	Tomas Forslund	R	85	41
14	Kerry Clark	R	200	40
	Patrick Lebeau	L	75	40
	Theoren Fleury	R	42	40
17	Paul Kruse	L	175	39
18	Darryl Olsen	D	207	38
19	C.J. Young	R	89	33
20	Andrew McKim	C	74	30

IHL ASSISTS

Rank	Name	Pos	GP	A
1	Rich Chernomaz	R	442	296
2	Marc Bureau	C	266	152
3	Randy Bucyk	C	239	149
4	Darryl Olsen	D	207	123
5	Martin Simard	L	277	93
6	Rick Lessard	D	222	87
7	Kevin Wortman	D	164	84
8	Todd Harkins	C	204	78
9	Shawn Heaphy	C	154	72
10	Ken Sabourin	D	301	71
11	Tim Sweeney	L	112	67
12	Dave Reierson	D	124	65
13	Jim Leavins	D	104	64
14	Patrick Lebeau	L	75	60
15	Brian Glynn	D	119	57
16	Bryan Deasley	L	211	55
17	Kevin Grant	D	218	53
	Kevan Guy	D	154	53
19	Chris Biotti	D	189	52
20	Jeff Wenaas	C	135	51

IHL POINTS


Rank	Name	Pos	GP	P
1	Rich Chernomaz	R	442	501
2	Marc Bureau	C	266	270
3	Randy Bucyk	C	239	240
4	Martin Simard	L	277	163
5	Darryl Olsen	D	207	161
6	Shawn Heaphy	C	154	142
7	Todd Harkins	C	204	138
8	Tim Sweeney	L	112	132
9	Kevin Wortman	D	164	109
10	Rick Lessard	D	222	108
11	Bryan Deasley	L	211	107
12	Patrick Lebeau	L	75	100
	Rick Barkovich	C	149	100
14	Paul Ranheim	L	75	97
15	Jim Johannson	C	100	95
16	Peter Lappin	R	84	92
17	Ken Sabourin	D	301	84
	Jim Leavins	D	104	84
19	Kerry Clark	R	200	83
20	Dave Reierson	D	124	82

IHL PIMS

Rank	Name	Pos	GP	PIM
1	Rich Chernomaz	R	442	1000
2	Stu Grimson	L	171	984
3	Ken Sabourin	D	301	936
4	Kerry Clark	R	200	893
5	Rick Hayward	D	147	856
6	Martin Simard	L	277	817
7	Paul Kruse	L	175	786
8	Rick Lessard	D	222	680
9	Darren Banks	L	115	600
10	Kevin Grant	D	218	505
11	Marc Bureau	C	266	479
12	Richard Zemplak	R	119	398
13	Kevan Melrose	D	175	343
14	Brian Glynn	D	119	287
15	Shane Churla	R	32	278
16	Todd Harkins	C	204	270
17	Todd Gillingham	L	76	269
18	Darryl Olsen	D	207	259
19	Peter Bakovic	L	39	221
20	Sandy McCarthy	R	77	220

IHL GAMES PLAYED

Rank	Name	Pos	GP	G	A	P	PIM
1	Rich Chernomaz	R	442	205	296	501	1000
2	Ken Sabourin	D	301	13	71	84	936
3	Martin Simard	L	277	70	93	163	817
4	Marc Bureau	C	266	118	152	270	479
5	Randy Bucyk	C	239	91	149	240	110
6	Rick Lessard	D	222	21	87	108	680
7	Kevin Grant	D	218	20	53	73	505
8	Bryan Deasley	L	211	52	55	107	166
9	Darryl Olsen	D	207	38	123	161	259
10	Todd Harkins	C	204	60	78	138	270
11	Kerry Clark	R	200	40	43	83	893
12	Chris Biotti	D	189	20	52	72	190
13	Paul Kruse	L	175	39	39	78	786
	Kevan Melrose	D	175	14	34	48	343
15	Stu Grimson	L	171	26	31	57	984
16	Kevin Wortman	D	164	25	84	109	58
17	Kevan Guy	D	154	10	53	63	188
	Shawn Heaphy	C	154	70	72	142	148
19	Rick Barkovich	C	149	54	46	100	120
20	Rick Hayward	D	147	10	36	46	856



SALT LAKE GOLDEN EAGLES (1987-93)

IHL LEADERS - GOALTENDERS

To qualify to be included in the goalie leaders, a goaltender must have played 15 or more games with the only exception being Shutouts and Games Played.

IHL WINS

Rank	Name	GP	Min	W
1	Steve Guenette	120	7110	72
2	Wayne Cowley	72	3809	35
3	Scott Sharples	75	4211	30
4	Jason Muzzatti	65	3780	29
5	Marc D'Amour	62	3245	26
6	Andrei Trefilov	44	2536	23
7	Doug Dadswell	32	1723	15
8	Trevor Kidd	29	1696	10
	Grant Blair	19	813	10
10	Rick Kosti	18	731	3

IHL GOALS AGAINST AVG.

Rank	Name	GP	GA	GAA
1	Andrei Trefilov	44	135	3.19
2	Steve Guenette	120	379	3.20
3	Marc D'Amour	62	177	3.27
4	Jason Muzzatti	65	219	3.48
5	Scott Sharples	75	258	3.68
6	Grant Blair	19	51	3.76
7	Wayne Cowley	72	241	3.80
8	Doug Dadswell	32	110	3.83
9	Trevor Kidd	29	111	3.93
10	Rick Kosti	18	54	4.43

IHL SAVE PERCENTAGE


Rank	Name	GP	Svs	Pct
1	Andrei Trefilov	44	1157	0.896
2	Marc D'Amour	62	1441	0.891
3	Trevor Kidd	29	873	0.887
4	Grant Blair	19	363	0.877

IHL SHUTOUTS

Rank	Name	GP	SO
1	Jason Muzzatti	65	2
2	Doug Dadswell	32	2
3	Trevor Kidd	29	1

IHL GAMES PLAYED

Rank	Name	GP	Min	W	L	T	SO
1	Steve Guenette	120	7110	72	39	8	0
2	Scott Sharples	75	4211	30	32	5	0
3	Wayne Cowley	72	3809	35	23	6	0
4	Jason Muzzatti	65	3780	29	28	6	2
5	Marc D'Amour	62	3245	26	19	5	0
6	Andrei Trefilov	44	2536	23	17	3	0
7	Doug Dadswell	32	1723	15	10	3	2
8	Trevor Kidd	29	1696	10	16	1	1
9	Grant Blair	19	813	10	6	0	0
10	Rick Kosti	18	731	3	9	2	0



SALT LAKE GOLDEN EAGLES (1987-93)

NHL LEADERS - SKATERS

NHL GOALS

Rank	Name	Pos	GP	G
1	Theoren Fleury	R	1084	455
2	Paul Ranheim	L	1013	161
3	Stephane Matteau	L	848	144
4	Sandy McCarthy	R	736	72
5	Tim Sweeney	L	291	55
	Marc Bureau	C	567	55
7	Paul Kruse	L	423	38
8	Shane Churla	R	488	26
9	Brian Glynn	D	431	25
10	Rod Buskas	D	556	19
11	Neil Sheehy	D	379	18
12	Jim Kyte	D	598	17
	Stu Grimson	L	729	17
14	Alexander Godynyuk	D	223	10
15	Rich Chernomaz	R	51	9
16	C.J. Young	R	43	7
	Kevin Dahl	D	188	7
18	Kevan Guy	D	156	5
	Mike Dark	D	43	5
	Tomas Forslund	R	44	5

NHL ASSISTS

Rank	Name	Pos	GP	A
1	Theoren Fleury	R	1084	633
2	Paul Ranheim	L	1013	199
3	Stephane Matteau	L	848	172
4	Tim Sweeney	L	291	83
	Marc Bureau	C	567	83
6	Brian Glynn	D	431	79
7	Sandy McCarthy	R	736	76
8	Rod Buskas	D	556	63
9	Jim Kyte	D	598	49
10	Neil Sheehy	D	379	47
11	Shane Churla	R	488	45
12	Alexander Godynyuk	D	223	39
13	Paul Kruse	L	423	33
14	Stu Grimson	L	729	22
	Kevin Dahl	D	188	22
16	Kevan Guy	D	156	20
17	Greg Smyth	D	228	16
18	Jim Leavins	D	41	12
	Richard Zemlak	R	132	12
20	Tomas Forslund	R	44	11

NHL POINTS


Rank	Name	Pos	GP	P
1	Theoren Fleury	R	1084	1088
2	Paul Ranheim	L	1013	360
3	Stephane Matteau	L	848	316
4	Sandy McCarthy	R	736	148
5	Tim Sweeney	L	291	138
	Marc Bureau	C	567	138
7	Brian Glynn	D	431	104
8	Rod Buskas	D	556	82
9	Shane Churla	R	488	71
	Paul Kruse	L	423	71
11	Jim Kyte	D	598	66
12	Neil Sheehy	D	379	65
13	Alexander Godynyuk	D	223	49
14	Stu Grimson	L	729	39
15	Kevin Dahl	D	188	29
16	Kevan Guy	D	156	25
17	Greg Smyth	D	228	20
18	Tomas Forslund	R	44	16
	Rich Chernomaz	R	51	16
20	Jim Leavins	D	41	14

NHL PIMS

Rank	Name	Pos	GP	PIM
1	Shane Churla	R	488	2301
2	Stu Grimson	L	729	2113
3	Theoren Fleury	R	1084	1840
4	Sandy McCarthy	R	736	1534
5	Jim Kyte	D	598	1342
6	Neil Sheehy	D	379	1311
7	Rod Buskas	D	556	1294
8	Paul Kruse	L	423	1074
9	Greg Smyth	D	228	783
10	Stephane Matteau	L	848	742
11	Richard Zemlak	R	132	587
12	Brian Glynn	D	431	410
13	Marc Bureau	C	567	327
14	Paul Ranheim	L	1013	288
15	Alexander Godynyuk	D	223	224
16	Ken Sabourin	D	74	201
17	Martin Simard	L	44	183
18	Kevin Dahl	D	188	153
19	Kevan Guy	D	156	138
20	Tim Sweeney	L	291	123

NHL GAMES PLAYED

Rank	Name	Pos	GP	G	A	P	PIM
1	Theoren Fleury	R	1084	455	633	1088	1840
2	Paul Ranheim	L	1013	161	199	360	288
3	Stephane Matteau	L	848	144	172	316	742
4	Sandy McCarthy	R	736	72	76	148	1534
5	Stu Grimson	L	729	17	22	39	2113
6	Jim Kyte	D	598	17	49	66	1342
7	Marc Bureau	C	567	55	83	138	327
8	Rod Buskas	D	556	19	63	82	1294
9	Shane Churla	R	488	26	45	71	2301
10	Brian Glynn	D	431	25	79	104	410
11	Paul Kruse	L	423	38	33	71	1074
12	Neil Sheehy	D	379	18	47	65	1311
13	Tim Sweeney	L	291	55	83	138	123
14	Greg Smyth	D	228	4	16	20	783
15	Alexander Godynyuk	D	223	10	39	49	224
16	Kevin Dahl	D	188	7	22	29	153
17	Kevan Guy	D	156	5	20	25	138
18	Richard Zemlak	R	132	2	12	14	587
19	Mark Osiecki	D	93	3	11	14	43
20	Ken Sabourin	D	74	2	8	10	201



SALT LAKE GOLDEN EAGLES (1987-93) NHL LEADERS - GOALTENDERS

To qualify to be included in the goalie leaders, a goaltender must have played 15 or more games with the only exception being Shutouts and Games Played.

NHL WINS

Rank	Name	GP	Min	W
1	Trevor Kidd	387	21426	140
2	Steve Guenette	35	1958	19
3	Jason Muzzatti	62	3014	13
4	Andrei Trefilov	54	2663	12
5	Doug Dadswell	28	1346	8
6	Marc D'Amour	16	579	2

NHL GOALS AGAINST AVG.

Rank	Name	GP	GA	GAA
1	Trevor Kidd	387	1014	2.84
2	Marc D'Amour	16	32	3.32
	Jason Muzzatti	62	167	3.32
4	Andrei Trefilov	54	153	3.45
5	Steve Guenette	35	122	3.74
6	Doug Dadswell	28	99	4.41

NHL SAVE PERCENTAGE

Rank	Name	GP	Svs	Pct
1	Marc D'Amour	16	292	0.901
	Trevor Kidd	387	9224	0.901
3	Andrei Trefilov	54	1328	0.897
4	Jason Muzzatti	62	1411	0.894
5	Steve Guenette	35	900	0.881
6	Doug Dadswell	28	601	0.859

NHL SHUTOUTS

Rank	Name	GP	SO
1	Trevor Kidd	387	19
2	Andrei Trefilov	54	2
3	Jason Muzzatti	62	1

NHL GAMES PLAYED

Rank	Name	GP	Min	W	L	T	SO
1	Trevor Kidd	387	21426	140	162	52	19
2	Jason Muzzatti	62	3014	13	25	10	1
3	Andrei Trefilov	54	2663	12	25	4	2
4	Steve Guenette	35	1958	19	16	0	1
5	Doug Dadswell	28	1346	8	8	3	0
6	Marc D'Amour	16	579	2	4	2	0
7	Wayne Cowley	1	57	0	1	0	0
8	Scott Sharples	1	65	0	0	1	0



SAINT JOHN FLAMES (1993-03)

AHL LEADERS - SKATERS

AHL GOALS

Rank	Name	Pos	GP	G
1	Ladislav Kohn	R	250	89
2	Marty Murray	C	222	78
3	Hnat Domenichelli	C	112	65
	Sergei Varlamov	L	200	65
5	Cory Stillman	C	142	63
	Vesa Viitakoski	L	171	63
7	Jarrold Skalde	C	133	59
8	Martin St. Louis	R	95	58
9	David Roche	L	153	54
10	Rico Fata	R	146	52
11	Chris Clark	R	169	47
12	Todd Hlushko	L	114	46
13	Jeff Cowan	L	209	42
14	Jesper Mattsson	R	174	41
15	Daniel Tkaczuk	C	130	40
16	Blair Betts	C	161	39
17	Steve Begin	L	178	38
	Niklas Sundblad	R	222	38
19	Jason Botterill	L	152	37
20	Eric Landry	C	117	36

AHL ASSISTS

Rank	Name	Pos	GP	A
1	Marty Murray	C	222	152
2	Ladislav Kohn	R	250	124
3	Cory Stillman	C	142	101
4	Vesa Viitakoski	L	171	94
5	Benoit Gratton	C	118	85
6	Sergei Varlamov	L	200	84
7	Jarrold Skalde	C	133	76
8	Micki DuPont	D	188	75
9	Darrel Scoville	D	201	64
10	Len Esau	D	129	63
11	Daniel Tkaczuk	C	130	62
12	Chris Clark	R	169	61
13	Jason Morgan	C	156	60
14	Rico Fata	R	146	58
15	Martin St. Louis	R	95	56
16	Jesper Mattsson	R	174	55
17	Ronald Petrovicky	R	145	54
18	Mark Freer	C	77	53
19	Blair Betts	C	161	51
	Travis Brigley	L	162	51

AHL POINTS

Rank	Name	Pos	GP	P
1	Marty Murray	C	222	230
2	Ladislav Kohn	R	250	213
3	Cory Stillman	C	142	164
4	Vesa Viitakoski	L	171	157
5	Sergei Varlamov	L	200	149
6	Jarrold Skalde	C	133	135
7	Martin St. Louis	R	95	114
8	Benoit Gratton	C	118	112
9	Rico Fata	R	146	110
10	Chris Clark	R	169	108
11	Hnat Domenichelli	C	112	107
12	David Roche	L	153	104
13	Micki DuPont	D	188	102
	Daniel Tkaczuk	C	130	102
15	Jesper Mattsson	R	174	96
16	Darrel Scoville	D	201	91
17	Jason Morgan	C	156	90
	Blair Betts	C	161	90
19	Ronald Petrovicky	R	145	89
20	Len Esau	D	129	88

AHL PIMS

Rank	Name	Pos	GP	PIM
1	Sami Helenius	D	272	851
2	Todd Simpson	D	146	598
3	Barry Nieckar	L	65	491
4	Rocky Thompson	R	135	453
5	Jamie Allison	D	138	434
6	Paxton Schulte	L	144	432
7	Chris Clark	R	169	388
8	Eric Charron	D	143	366
9	Steve Begin	L	178	364
10	Eric Landry	C	117	352
11	Matt O'Dette	D	169	351
12	Chris Dingman	L	121	335
13	Keith McCambridge	D	160	316
14	David Roche	L	153	315
15	Darcy Verot	L	73	299
16	Ladislav Kohn	R	250	298
17	Dale Kushner	R	111	296
18	Mike Stevens	L	79	293
19	Niklas Sundblad	R	222	292
20	Benoit Gratton	C	118	290

AHL GAMES PLAYED

Rank	Name	Pos	GP	G	A	P	PIM
1	Sami Helenius	D	272	8	20	28	851
2	Ladislav Kohn	R	250	89	124	213	298
3	Niklas Sundblad	R	222	38	44	82	292
	Marty Murray	C	222	78	152	230	112
5	Jeff Cowan	L	209	42	40	82	225
6	Darrel Scoville	D	201	27	64	91	290
7	Sergei Varlamov	L	200	65	84	149	212
8	Rick Mrozik	D	199	9	26	35	99
9	Micki DuPont	D	188	27	75	102	178
10	Steve Begin	L	178	38	35	73	364
11	Jesper Mattsson	R	174	41	55	96	80
12	Vesa Viitakoski	L	171	63	94	157	80
13	Chris Clark	R	169	47	61	108	388
	Matt O'Dette	D	169	1	10	11	351
15	Denis Gauthier	D	162	9	51	60	267
	Travis Brigley	L	162	35	51	86	80
17	Blair Betts	C	161	39	51	90	44
18	Keith McCambridge	D	160	7	8	15	316
19	Jason Morgan	C	156	30	60	90	132
20	Joel Bouchard	D	155	16	51	67	173



SAINT JOHN FLAMES (1993-03)

AHL LEADERS - GOALTENDERS

To qualify to be included in the goalie leaders, a goaltender must have played 15 or more games with the only exception being Shutouts and Games Played.

AHL WINS

Rank	Name	GP	Min	W
1	Dwayne Roloson	125	7486	58
2	J.S. Giguere	111	6146	51
3	Levente Szuper	112	6083	43
4	Jason Muzzatti	82	4680	36
5	Martin Brochu	55	3049	27
	Tyler Moss	57	3203	27
7	Dany Sabourin	52	2707	20
8	Darrin Madeley	46	2316	11
	Andrei Trefilov	35	2012	11
10	Kay Whitmore	36	2001	10

AHL GOALS AGAINST AVG.

Rank	Name	GP	GA	GAA
1	Kay Whitmore	36	83	2.49
	Tyler Moss	57	133	2.49
3	Levente Szuper	112	253	2.50
4	Martin Brochu	55	132	2.60
5	Dany Sabourin	52	118	2.62
6	Dwayne Roloson	125	376	3.01
7	J.S. Giguere	111	309	3.02
	Igor Karpenko	27	72	3.02
9	Darrin Madeley	46	124	3.21
10	Andrei Trefilov	35	113	3.37

AHL SAVE PERCENTAGE

Rank	Name	GP	Svs	Pct
1	Tyler Moss	57	1581	0.922
2	J.S. Giguere	111	3061	0.908
	Kay Whitmore	36	816	0.908
4	Dany Sabourin	52	1137	0.906
5	Igor Karpenko	27	689	0.905
6	Dwayne Roloson	125	3548	0.904
7	Levente Szuper	112	2351	0.903
8	Darrin Madeley	46	1114	0.900
9	Martin Brochu	55	1174	0.899
10	Andrei Trefilov	35	1000	0.898

AHL SHUTOUTS

Rank	Name	GP	SO
1	Levente Szuper	112	8
2	J.S. Giguere	111	5
	Dany Sabourin	52	5
4	Jason Muzzatti	82	4
5	Dwayne Roloson	125	3
6	Igor Karpenko	27	2
	Martin Brochu	55	2
8	Mark Richards	6	1
	Sean Matile	14	1
	Frederic Deschenes	5	1

AHL GAMES PLAYED

Rank	Name	GP	Min	W	L	T	SO
1	Dwayne Roloson	125	7486	58	45	20	3
2	Levente Szuper	112	6083	43	46	9	8
3	J.S. Giguere	111	6146	51	43	9	5
4	Jason Muzzatti	82	4680	36	35	7	4
5	Tyler Moss	57	3203	27	16	9	0
6	Martin Brochu	55	3049	27	19	5	2
7	Dany Sabourin	52	2707	20	21	4	5
8	Darrin Madeley	46	2316	11	18	11	0
9	Ian Gordon	40	1757	7	21	1	0
10	Kay Whitmore	36	2001	10	16	8	0



SAINT JOHN FLAMES (1993-03)

NHL LEADERS - SKATERS

NHL GOALS

Rank	Name	Pos	GP	G
1	Martin St. Louis	R	1134	391
2	Cory Stillman	C	1025	278
3	Dave Lowry	L	1084	164
4	Claude Lapointe	C	879	127
5	Daniel Marois	R	350	117
6	Chuck Kobasew	RW	601	110
7	Wes Walz	C	607	109
8	Chris Clark	R	607	103
9	Matthew Lombardi	C	536	101
10	Derek Morris	D	1107	92
11	Jeff Shantz	C	642	72
12	Jim Dowd	C	728	71
13	Jordan Leopold	D	695	67
14	Nils Ekman†	R	264	60
15	Brett McLean	C	385	56
	Steve Begin	L	524	56
17	Marc Bureau	C	567	55
	Oleg Saprykin	L	325	55
19	Mike Sullivan	C	709	54
20	Hnat Domenichelli	C	267	52

NHL ASSISTS

Rank	Name	Pos	GP	A
1	Martin St. Louis	R	1134	642
2	Cory Stillman	C	1025	449
3	Derek Morris	D	1107	332
4	Dave Lowry	L	1084	187
5	Claude Lapointe	C	879	178
6	Jim Dowd	C	728	168
7	Robyn Regehr	D	1090	163
8	Matthew Lombardi	C	536	161
9	Wes Walz	C	607	151
10	Jordan Leopold	D	695	147
11	Jeff Shantz	C	642	139
12	Chris Clark	R	607	111
13	Brett McLean	C	385	106
14	Chuck Kobasew	RW	601	100
15	Steve Montador	D	571	98
16	Daniel Marois	R	350	93
17	Nils Ekman†	R	264	91
18	Marc Bureau	C	567	83
	Mike Commodore	D	484	83
20	Oleg Saprykin	L	325	82

NHL POINTS

Rank	Name	Pos	GP	P
1	Martin St. Louis	R	1134	1033
2	Cory Stillman	C	1025	727
3	Derek Morris	D	1107	424
4	Dave Lowry	L	1084	351
5	Claude Lapointe	C	879	305
6	Matthew Lombardi	C	536	262
7	Wes Walz	C	607	260
8	Jim Dowd	C	728	239
9	Jordan Leopold	D	695	214
	Chris Clark	R	607	214
11	Jeff Shantz	C	642	211
12	Chuck Kobasew	RW	601	210
	Daniel Marois	R	350	210
14	Robyn Regehr	D	1090	199
15	Brett McLean	C	385	162
16	Nils Ekman†	R	264	151
17	Marc Bureau	C	567	138
18	Oleg Saprykin	L	325	137
19	Mike Sullivan	C	709	136
20	Steve Montador	D	571	131

NHL PIMS

Rank	Name	Pos	GP	PIM
1	Jody Shelley	L	627	1538
2	Krzysztof Oliwa	L	410	1447
3	Todd Simpson	D	580	1357
4	Wade Belak	D	549	1263
5	Dave Lowry	L	1084	1191
6	Derek Morris	D	1107	1004
7	Cale Hulse	D	619	1000
8	Robyn Regehr	D	1090	972
9	Steve Montador	D	571	807
10	Chris Dingman	L	385	769
11	Denis Gauthier	D	554	748
12	Claude Lapointe	C	879	721
13	Chris Clark	R	607	700
14	Jeff Cowan	L	413	695
15	Mike Commodore	D	484	683
16	Jamie Allison	D	372	639
17	Shane Hnidy	D	550	633
18	Steve Begin	L	524	561
19	Cory Stillman	C	1025	489
20	Ronald Petrovicky	R	342	429

NHL GAMES PLAYED

Rank	Name	Pos	GP	G	A	P	PIM
1	Martin St. Louis	R	1134	391	642	1033	310
2	Derek Morris	D	1107	92	332	424	1004
3	Robyn Regehr	D	1090	36	163	199	972
4	Dave Lowry	L	1084	164	187	351	1191
5	Cory Stillman	C	1025	278	449	727	489
6	Claude Lapointe	C	879	127	178	305	721
7	Jim Dowd	C	728	71	168	239	390
8	Mike Sullivan	C	709	54	82	136	203
9	Jordan Leopold	D	695	67	147	214	293
10	Jeff Shantz	C	642	72	139	211	341
11	Jody Shelley	L	627	18	36	54	1538
12	Cale Hulse	D	619	16	79	95	1000
13	Chris Clark	R	607	103	111	214	700
	Wes Walz	C	607	109	151	260	343
15	Chuck Kobasew	RW	601	110	100	210	394
16	Todd Simpson	D	580	14	63	77	1357
17	Steve Montador	D	571	33	98	131	807
18	Marc Bureau	C	567	55	83	138	327
19	Denis Gauthier	D	554	17	60	77	748
20	Shane Hnidy	D	550	16	55	71	633



SAINT JOHN FLAMES (1993-03)

NHL LEADERS - GOALTENDERS

To qualify to be included in the goalie leaders, a goaltender must have played 15 or more games with the only exception being Shutouts and Games Played.

NHL WINS

Rank	Name	GP	Min	W
1	Grant Fuhr	867	48945	403
2	J.S. Giguere	597	33717	262
3	Dwayne Roloson	606	34296	227
4	Rollie Melanson	291	16452	129
5	Fred Brathwaite	254	13840	81
6	Kay Whitmore	155	8596	60
7	Dany Sabourin	57	2900	18
8	Jason Muzzatti	62	3014	13
9	Andrei Trefilov	54	2663	12
10	Tyler Moss	30	1496	6

NHL GOALS AGAINST AVG.

Rank	Name	GP	GA	GAA
1	J.S. Giguere	597	1423	2.53
2	Dwayne Roloson	606	1552	2.72
3	Fred Brathwaite	254	629	2.73
4	Dany Sabourin	57	139	2.88
5	Tyler Moss	30	81	3.25
6	Jason Muzzatti	62	167	3.32
7	Grant Fuhr	867	2756	3.38
8	Scott Bailey	19	55	3.42
9	Andrei Trefilov	54	153	3.45
10	Kay Whitmore	155	508	3.55

NHL SAVE PERCENTAGE

Rank	Name	GP	Svs	Pct
1	J.S. Giguere	597	14902	0.913
2	Dwayne Roloson	606	15390	0.908
3	Fred Brathwaite	254	5715	0.901
4	Dany Sabourin	57	1224	0.898
5	Andrei Trefilov	54	1328	0.897
6	Jason Muzzatti	62	1411	0.894
7	Tyler Moss	30	665	0.891
8	Grant Fuhr	867	21630	0.887
9	Scott Bailey	19	390	0.876
10	Kay Whitmore	155	3542	0.875

NHL SHUTOUTS

Rank	Name	GP	SO
1	J.S. Giguere	597	38
2	Dwayne Roloson	606	29
3	Grant Fuhr	867	25
4	Fred Brathwaite	254	15
5	Rollie Melanson	291	6
6	Kay Whitmore	155	4
7	Dany Sabourin	57	2
	Andrei Trefilov	54	2
9	Jason Muzzatti	62	1

NHL GAMES PLAYED

Rank	Name	GP	Min	W	L	T	SO
1	Grant Fuhr	867	48945	403	295	114	25
2	Dwayne Roloson	606	34296	227	257	82	29
3	J.S. Giguere	597	33717	262	212	75	38
4	Rollie Melanson	291	16452	129	106	33	6
5	Fred Brathwaite	254	13840	81	99	37	15
6	Kay Whitmore	155	8596	60	64	16	4
7	Jason Muzzatti	62	3014	13	25	10	1
8	Dany Sabourin	57	2900	18	25	4	2
9	Andrei Trefilov	54	2663	12	25	4	2
10	Darrin Madeley	39	1928	4	23	5	0



LOWELL LOCK MONSTERS (2003-05)

AHL LEADERS - SKATERS

AHL GOALS

Rank	Name	Pos	GP	G
1	Chuck Kobasew	R	79	38
2	Colin Forbes	F	76	27
3	Martin Sonnenberg	L	48	20
4	Matt Davidson	R	66	14
5	Lynn Loyns	F	95	13
6	David Inman	C	54	12
7	Mike Commodore	D	110	11
	Jim Henkel	C	63	11
9	Craig MacDonald	C	71	10
10	Richie Regehr	D	64	9
	Carsen Gernym	L	60	9
12	Justin Taylor	C	62	8
13	Mark Giordano	D	66	6
	Chris McNamara	F	56	6
	Josh Green	C	22	6
	Jason Morgan	C	21	6
17	Garett Bembridge	R	57	5
	Robert Dome	R	13	5
19	Justin Kelly	R	34	4
	Dustin Johner	C	23	4

AHL ASSISTS

Rank	Name	Pos	GP	A
1	Mike Commodore	D	110	40
2	Chuck Kobasew	R	79	37
	Colin Forbes	F	76	37
4	Matt Davidson	R	66	28
5	Martin Sonnenberg	L	48	22
6	Craig MacDonald	C	71	18
7	Jim Henkel	C	63	16
	Richie Regehr	D	64	16
	Brennan Evans	D	115	16
10	Lynn Loyns	F	95	14
11	Jason Morgan	C	21	13
12	David Inman	C	54	12
13	Carsen Gernym	L	60	11
14	Mark Giordano	D	66	10
15	Josh Green	C	22	9
	Garett Bembridge	R	57	9
17	Dustin Johner	C	23	8
18	Robert Dome	R	13	7
	Gordie Dwyer	L	56	7
20	Justin Kelly	R	34	5

AHL POINTS

Rank	Name	Pos	GP	P
1	Chuck Kobasew	R	79	75
2	Colin Forbes	F	76	64
3	Mike Commodore	D	110	51
4	Matt Davidson	R	66	42
	Martin Sonnenberg	L	48	42
6	Craig MacDonald	C	71	28
7	Jim Henkel	C	63	27
	Lynn Loyns	F	95	27
9	Richie Regehr	D	64	25
10	David Inman	C	54	24
11	Carsen Gernym	L	60	20
12	Jason Morgan	C	21	19
13	Brennan Evans	D	115	17
14	Mark Giordano	D	66	16
15	Josh Green	C	22	15
16	Garett Bembridge	R	57	14
17	Dustin Johner	C	23	12
	Robert Dome	R	13	12
19	Justin Taylor	C	62	11
20	Chris McNamara	F	56	10

AHL PIMS

Rank	Name	Pos	GP	PIM
1	Mike Commodore	D	110	250
2	Gordie Dwyer	L	56	183
3	Brennan Evans	D	115	144
4	Carsen Gernym	L	60	115
5	Chuck Kobasew	R	79	110
6	Craig MacDonald	C	71	104
7	Mark Giordano	D	66	85
8	Colin Forbes	F	76	80
9	Brantt Myhres	L	29	77
10	Richie Regehr	D	64	60
11	Lynn Loyns	F	95	51
12	Chris McNamara	F	56	50
13	Martin Sonnenberg	L	48	46
	Josh Green	C	22	46
15	Garett Bembridge	R	57	44
16	Matt Davidson	R	66	36
17	Justin Taylor	C	62	35
18	Deryk Engelland	D	26	34
19	David Inman	C	54	30
20	Jim Henkel	C	63	21

AHL GAMES PLAYED

Rank	Name	Pos	GP	G	A	P	PIM
1	Brennan Evans	D	115	1	16	17	144
2	Mike Commodore	D	110	11	40	51	250
3	Lynn Loyns	F	95	13	14	27	51
4	Chuck Kobasew	R	79	38	37	75	110
5	Colin Forbes	F	76	27	37	64	80
6	Craig MacDonald	C	71	10	18	28	104
7	Mark Giordano	D	66	6	10	16	85
	Matt Davidson	R	66	14	28	42	36
9	Richie Regehr	D	64	9	16	25	60
10	Jim Henkel	C	63	11	16	27	21
11	Justin Taylor	C	62	8	3	11	35
12	Carsen Gernym	L	60	9	11	20	115
13	Garett Bembridge	R	57	5	9	14	44
14	Gordie Dwyer	L	56	2	7	9	183
	Chris McNamara	F	56	6	4	10	50
16	David Inman	C	54	12	12	24	30
17	Martin Sonnenberg	L	48	20	22	42	46
18	Justin Kelly	R	34	4	5	9	10
19	Brantt Myhres	L	29	1	1	2	77
20	Derek Engelland	D	26	0	0	0	34



LOWELL LOCK MONSTERS (2003-05) AHL LEADERS - GOALTENDERS

To qualify to be included in the goalie leaders, a goaltender must have played 15 or more games with the only exception being Shutouts and Games Played.

AHL WINS

Rank	Name	GP	Min	W
1	Brent Krahn	42	2342	22

AHL GOALS AGAINST AVG.

Rank	Name	GP	GA	GAA
1	Brent Krahn	42	98	2.51

AHL SAVE PERCENTAGE

Rank	Name	GP	Svs	Pct
1	Brent Krahn	42	1172	0.923

AHL SHUTOUTS

Rank	Name	GP	SO
1	Brent Krahn	42	6

AHL GAMES PLAYED

Rank	Name	GP	Min	W	L	T	SO
1	Brent Krahn	42	2342	22	14	2	6
2	Dany Sabourin	14	821	5	7	2	0



LOWELL LOCK MONSTERS (2003-05)

NHL LEADERS - SKATERS

NHL GOALS

Rank	Name	Pos	GP	G
1	Chuck Kobasew	RW	601	110
2	Matthew Lombardi	C	536	101
3	Mark Giordano	D	510	66
4	Josh Green	C	341	36
5	Colin Forbes	F	311	33
6	Mike Commodore	D	484	23
7	Deryk Engelland	D	319	15
8	Craig MacDonald	C	233	11
9	Robert Dome	R	53	7
10	Brantt Myhres	L	154	6
11	Matt Davidson	RW	56	5
12	Lynn Loyns	W	34	3
13	Jason Morgan	C	44	2
	Martin Sonnenberg	L	63	2
15	Richie Regehr	D	20	1

NHL ASSISTS

Rank	Name	Pos	GP	A
1	Mark Giordano	D	510	179
2	Matthew Lombardi	C	536	161
3	Chuck Kobasew	RW	601	100
4	Mike Commodore	D	484	83
5	Deryk Engelland	D	319	43
6	Josh Green	C	341	40
7	Colin Forbes	F	311	28
8	Craig MacDonald	C	233	24
9	Robert Dome	R	53	7
	Matt Davidson	RW	56	7
11	Jason Morgan	C	44	5
	Gordie Dwyer	LW	108	5
13	Martin Sonnenberg	L	63	3
	Richie Regehr	D	20	3
15	Brantt Myhres	L	154	2
	Lynn Loyns	W	34	2
	Jesse Wallin	D	49	2

NHL POINTS

Rank	Name	Pos	GP	P
1	Matthew Lombardi	C	536	262
2	Mark Giordano	D	510	245
3	Chuck Kobasew	RW	601	210
4	Mike Commodore	D	484	106
5	Josh Green	C	341	76
6	Colin Forbes	F	311	61
7	Deryk Engelland	D	319	58
8	Craig MacDonald	C	233	35
9	Robert Dome	R	53	14
10	Matt Davidson	RW	56	12
11	Brantt Myhres	L	154	8
12	Jason Morgan	C	44	7
13	Gordie Dwyer	LW	108	5
	Martin Sonnenberg	L	63	5
	Lynn Loyns	W	34	5
16	Richie Regehr	D	20	4
17	Jesse Wallin	D	49	2

NHL PIMS

Rank	Name	Pos	GP	PIM
1	Brantt Myhres	L	154	687
2	Mike Commodore	D	484	683
3	Mark Giordano	D	510	466
4	Chuck Kobasew	RW	601	394
	Gordie Dwyer	LW	108	394
6	Deryk Engelland	D	319	361
7	Matthew Lombardi	C	536	293
8	Colin Forbes	F	311	213
9	Josh Green	C	341	206
10	Craig MacDonald	C	233	91
11	Jesse Wallin	D	49	34
12	Matt Davidson	RW	56	28
13	Martin Sonnenberg	L	63	21
	Lynn Loyns	W	34	21
15	Jason Morgan	C	44	18
16	Robert Dome	R	53	12
17	Richie Regehr	D	20	6

NHL GAMES PLAYED

Rank	Name	Pos	GP	G	A	P	PIM
1	Chuck Kobasew	RW	601	110	100	210	394
2	Matthew Lombardi	C	536	101	161	262	293
3	Mark Giordano	D	510	66	179	245	466
4	Mike Commodore	D	484	23	83	106	683
5	Josh Green	C	341	36	40	76	206
6	Deryk Engelland	D	319	15	43	58	361
7	Colin Forbes	F	311	33	28	61	213
8	Craig MacDonald	C	233	11	24	35	91
9	Brantt Myhres	L	154	6	2	8	687
10	Gordie Dwyer	LW	108	0	5	5	394
11	Martin Sonnenberg	L	63	2	3	5	21
12	Matt Davidson	RW	56	5	7	12	28
13	Robert Dome	R	53	7	7	14	12
14	Jesse Wallin	D	49	0	2	2	34
15	Jason Morgan	C	44	2	5	7	18
16	Lynn Loyns	W	34	3	2	5	21
17	Richie Regehr	D	20	1	3	4	6
18	Carsen Gernym	L	4	0	0	0	0



LOWELL LOCK MONSTERS (2003-05) NHL LEADERS - GOALTENDERS

To qualify to be included in the goalie leaders, a goaltender must have played 15 or more games with the only exception being Shutouts and Games Played.

NHL WINS

Rank	Name	GP	Min	W
1	Dany Sabourin	57	2900	18

NHL GOALS AGAINST AVG.

Rank	Name	GP	GA	GAA
1	Dany Sabourin	57	139	2.88

NHL SAVE PERCENTAGE

Rank	Name	GP	Svs	Pct
1	Dany Sabourin	57	1224	0.898

NHL SHUTOUTS

Rank	Name	GP	SO
1	Dany Sabourin	57	2

NHL GAMES PLAYED

Rank	Name	GP	Min	W	L	T	SO
1	Dany Sabourin	57	2900	18	25	4	2
2	Brent Krahn	1	20	0	0	0	0



OMAHA AK-SAR-BEN KNIGHTS (2005-07)

AHL LEADERS - SKATERS

AHL GOALS

Rank	Name	Pos	GP	G
1	Carsen Germyn	L	154	52
2	Warren Peters	C	156	32
3	David Moss	R	91	30
4	Brandon Prust	L	142	29
5	Dustin Boyd	C	66	27
6	Justin Taylor	C	124	24
7	Eric Nystrom	L	90	17
	Andrei Taratukhin	C	80	17
9	Mark Giordano	D	78	16
	Tomi Maki	R	147	16
	David Van Der Gulik	R	80	16
12	Kris Chucko	R	80	14
	Cam Cunning	L	90	14
14	Cam Severson	L	54	13
15	Richie Regehr	D	70	12
16	Derek Couture	R	112	10
17	Lynn Loyns	W	68	9
18	Ajay Baines	C	24	8
	Craig MacDonald	C	37	8
20	Zenith Komarniski	D	68	6

AHL ASSISTS

Rank	Name	Pos	GP	A
1	Carsen Germyn	L	154	63
2	Mark Giordano	D	78	44
3	Andrei Taratukhin	C	80	43
4	David Moss	R	91	39
5	Dustin Boyd	C	66	33
6	Richie Regehr	D	70	32
7	Justin Taylor	C	124	31
	Tim Hambly	D	112	31
9	Tomi Maki	R	147	28
10	David Van Der Gulik	R	80	27
11	Warren Peters	C	156	26
12	Brandon Prust	L	142	24
13	Brad Ference	D	73	23
14	Craig MacDonald	C	37	19
15	Eric Nystrom	L	90	18
	Derek Couture	R	112	18
17	Steve Bancroft	D	75	16
18	Zenith Komarniski	D	68	15
19	Kris Chucko	R	80	14
	Brett Palin	D	142	14

AHL POINTS

Rank	Name	Pos	GP	P
1	Carsen Germyn	L	154	115
2	David Moss	R	91	69
3	Mark Giordano	D	78	60
	Andrei Taratukhin	C	80	60
	Dustin Boyd	C	66	60
6	Warren Peters	C	156	58
7	Justin Taylor	C	124	55
8	Brandon Prust	L	142	53
9	Richie Regehr	D	70	44
	Tomi Maki	R	147	44
11	David Van Der Gulik	R	80	43
12	Tim Hambly	D	112	35
	Eric Nystrom	L	90	35
14	Derek Couture	R	112	28
	Kris Chucko	R	80	28
16	Craig MacDonald	C	37	27
17	Brad Ference	D	73	26
18	Cam Cunning	L	90	23
19	Zenith Komarniski	D	68	21
20	Cam Severson	L	54	20

AHL PIMS

Rank	Name	Pos	GP	PIM
1	Brandon Prust	L	142	505
2	Carsen Germyn	L	154	251
3	Warren Peters	C	156	228
4	Brad Ference	D	73	210
5	Derek Couture	R	112	164
6	Mark Giordano	D	78	149
7	Cam Severson	L	54	146
8	Brett Palin	D	142	117
9	Steve Bancroft	D	75	114
10	Zenith Komarniski	D	68	99
11	Eric Godard	L	36	94
12	Richie Regehr	D	70	93
13	Andrei Taratukhin	C	80	80
14	Justin Taylor	C	124	78
	Adam Pardy	D	94	78
	Brantt Myhres	L	34	78
17	Kris Chucko	R	80	72
18	David Van Der Gulik	R	80	69
	Cam Cunning	L	90	69
20	Tim Hambly	D	112	61

AHL GAMES PLAYED

Rank	Name	Pos	GP	G	A	P	PIM
1	Warren Peters	C	156	32	26	58	228
2	Carsen Germyn	L	154	52	63	115	251
3	Tomi Maki	R	147	16	28	44	53
4	Brandon Prust	L	142	29	24	53	505
	Brett Palin	D	142	1	14	15	117
6	Justin Taylor	C	124	24	31	55	78
7	Derek Couture	R	112	10	18	28	164
	Tim Hambly	D	112	4	31	35	61
9	Adam Pardy	D	94	2	6	8	78
10	David Moss	R	91	30	39	69	50
11	Cam Cunning	L	90	14	9	23	69
	Eric Nystrom	L	90	17	18	35	37
13	Andrei Taratukhin	C	80	17	43	60	80
	Kris Chucko	R	80	14	14	28	72
	David Van Der Gulik	R	80	16	27	43	69
16	Mark Giordano	D	78	16	44	60	149
17	Steve Bancroft	D	75	3	16	19	114
18	Brad Ference	D	73	3	23	26	210
19	Richie Regehr	D	70	12	32	44	93
20	Zenith Komarniski	D	68	6	15	21	99



OMAHA AK-SAR-BEN KNIGHTS (2005-07) AHL LEADERS - GOALTENDERS

To qualify to be included in the goalie leaders, a goaltender must have played 15 or more games with the only exception being Shutouts and Games Played.

AHL WINS

Rank	Name	GP	Min	W
1	Curtis McElhinney	90	4800	44
2	Brent Krahn	85	4805	40

AHL GOALS AGAINST AVG.

Rank	Name	GP	GA	GAA
1	Curtis McElhinney	90	181	2.26
2	Brent Krahn	85	198	2.47

AHL SAVE PERCENTAGE

Rank	Name	GP	Svs	Pct
1	Curtis McElhinney	90	1960	0.915
2	Brent Krahn	85	1996	0.910

AHL SHUTOUTS

Rank	Name	GP	SO
1	Curtis McElhinney	90	10
2	Brent Krahn	85	5

AHL GAMES PLAYED

Rank	Name	GP	Min	W	L	T	SO
1	Curtis McElhinney	90	4800	44	31	3	10
2	Brent Krahn	85	4805	40	32	9	5
3	Mike McKenna	2	96	0	1	0	0



OMAHA AK-SAR-BEN KNIGHTS (2005-07)

NHL LEADERS - SKATERS

NHL GOALS

Rank	Name	Pos	GP	G
1	Matthew Lombardi	C	536	101
2	David Moss	R	501	78
3	Eric Nystrom	L	547	68
4	Mark Giordano	D	510	66
5	Brandon Prust	L	451	39
6	Dustin Boyd	C	220	32
7	Craig MacDonald	C	233	11
8	Eric Godard	L	335	6
	Adam Cracknell	R	82	6
	Brantt Myhres	L	154	6
11	Adam Pardy	D	315	4
	Brad Ference	D	250	4
	Warren Peters	C	96	4
14	Lynn Loyns	W	34	3
	Cam Severson	L	37	3
16	David Van Der Gulik	R	49	2
17	Richie Regehr	D	20	1
	Zenith Komarniski	D	21	1

NHL ASSISTS

Rank	Name	Pos	GP	A
1	Mark Giordano	D	510	179
2	Matthew Lombardi	C	536	161
3	David Moss	R	501	100
4	Brandon Prust	L	451	69
5	Eric Nystrom	L	547	48
6	Adam Pardy	D	315	44
7	Dustin Boyd	C	220	31
8	Brad Ference	D	250	30
9	Craig MacDonald	C	233	24
10	Eric Godard	L	335	12
11	Adam Cracknell	R	82	11
	David Van Der Gulik	R	49	11
13	Warren Peters	C	96	4
14	Richie Regehr	D	20	3
15	Brantt Myhres	L	154	2
	Lynn Loyns	W	34	2
17	Zenith Komarniski	D	21	1
	Steve Bancroft	D	6	1

NHL POINTS

Rank	Name	Pos	GP	P
1	Matthew Lombardi	C	536	262
2	Mark Giordano	D	510	245
3	David Moss	R	501	178
4	Eric Nystrom	L	547	116
5	Brandon Prust	L	451	108
6	Dustin Boyd	C	220	63
7	Adam Pardy	D	315	48
8	Craig MacDonald	C	233	35
9	Brad Ference	D	250	34
10	Eric Godard	L	335	18
11	Adam Cracknell	R	82	17
12	David Van Der Gulik	R	49	13
13	Warren Peters	C	96	8
	Brantt Myhres	L	154	8
15	Lynn Loyns	W	34	5
16	Richie Regehr	D	20	4
17	Cam Severson	L	37	3
18	Zenith Komarniski	D	21	2
19	Steve Bancroft	D	6	1

NHL PIMS

Rank	Name	Pos	GP	PIM
1	Brandon Prust	L	451	977
2	Eric Godard	L	335	833
3	Brantt Myhres	L	154	687
4	Brad Ference	D	250	565
5	Mark Giordano	D	510	466
6	Eric Nystrom	L	547	381
7	Matthew Lombardi	C	536	293
8	Adam Pardy	D	315	249
9	David Moss	R	501	157
10	Craig MacDonald	C	233	91
11	Warren Peters	C	96	72
12	Cam Severson	L	37	63
13	Dustin Boyd	C	220	41
14	Lynn Loyns	W	34	21
15	Adam Cracknell	R	82	14
16	David Van Der Gulik	R	49	10
	Zenith Komarniski	D	21	10
18	Richie Regehr	D	20	6
19	Brett Skinner	D	11	4
20	Steve Bancroft	D	6	2

NHL GAMES PLAYED

Rank	Name	Pos	GP	G	A	P	PIM
1	Eric Nystrom	L	547	68	48	116	381
2	Matthew Lombardi	C	536	101	161	262	293
3	Mark Giordano	D	510	66	179	245	466
4	David Moss	R	501	78	100	178	157
	Brandon Prust	L	451	39	69	108	977
6	Eric Godard	L	335	6	12	18	833
7	Adam Pardy	D	315	4	44	48	249
	Brad Ference	D	250	4	30	34	565
9	Craig MacDonald	C	233	11	24	35	91
10	Dustin Boyd	C	220	32	31	63	41
11	Brantt Myhres	L	154	6	2	8	687
	Warren Peters	C	96	4	4	8	72
	Adam Cracknell	R	82	6	11	17	14
14	David Van Der Gulik	R	49	2	11	13	10
15	Cam Severson	L	37	3	0	3	63
	Lynn Loyns	W	34	3	2	5	21
	Zenith Komarniski	D	21	1	1	2	10
18	Richie Regehr	D	20	1	3	4	6
19	Brett Skinner	D	11	0	0	0	4
20	Steve Bancroft	D	6	0	1	1	2



OMAHA AK-SAR-BEN KNIGHTS (2005-07) NHL LEADERS - GOALTENDERS

To qualify to be included in the goalie leaders, a goaltender must have played 15 or more games with the only exception being Shutouts and Games Played.

NHL WINS

Rank	Name	GP	Min	W
1	Curtis McElhinney	129	6291	41
2	Mike McKenna	22	1173	5

NHL GOALS AGAINST AVG.

Rank	Name	GP	GA	GAA
1	Curtis McElhinney	129	309	2.95
2	Mike McKenna	22	68	3.48

NHL SAVE PERCENTAGE

Rank	Name	GP	Svs	Pct
1	Curtis McElhinney	129	2954	0.905
2	Mike McKenna	22	542	0.889

NHL SHUTOUTS

Rank	Name	GP	SO
1	Curtis McElhinney	129	4
2	Mike McKenna	22	1

NHL GAMES PLAYED

Rank	Name	GP	Min	W	L	T	SO
1	Curtis McElhinney	129	6291	41	51	7	4
2	Mike McKenna	22	1173	5	11	2	1
3	Brent Krahn	1	20	0	0	0	0



QUAD CITY FLAMES (2007-09)

AHL LEADERS - SKATERS

AHL GOALS

Rank	Name	Pos	GP	G
1	Kris Chucko	R	154	43
2	Kyle Greentree	L	79	39
3	David Van Der Gulik	R	153	36
4	Carsen Germyn	L	152	32
5	Krys Kolanos	C	65	30
	Grant Stevenson	R	80	30
7	Warren Peters	C	137	22
8	Cam Cunning	L	131	18
9	Jamie Lundmark	C	54	15
10	Brett Sutter	C	146	14
11	Adam Cracknell	R	83	11
12	Derek Couture	R	76	10
	Brandon Prust	L	79	10
14	Tomi Maki	R	78	8
15	John Vigilante	L	24	7
16	Matt Pelech	R	136	6
17	John Armstrong	C	68	5
	Brett Palin	D	124	5
	Adam Parady	D	65	5
	Pete Vandermeer	L	80	5

AHL ASSISTS

Rank	Name	Pos	GP	A
1	Carsen Germyn	L	152	76
2	Anders Eriksson	D	64	45
3	Grant Stevenson	R	80	43
4	David Van Der Gulik	R	153	42
5	Kris Chucko	R	154	38
6	Kyle Greentree	L	79	37
	Jamie Lundmark	C	54	37
8	Krys Kolanos	C	65	33
9	Brandon Prust	L	79	27
10	Tim Hambly	D	72	26
11	Brett Sutter	C	146	21
12	Brett Palin	D	124	20
	Tim Ramholt	D	77	20
14	Warren Peters	C	137	19
15	Cam Cunning	L	131	18
16	Adam Cracknell	R	83	16
	Ryan Wilson	D	60	16
18	John Armstrong	C	68	15
19	Adam Parady	D	65	13
20	Matt Pelech	R	136	12

AHL POINTS

Rank	Name	Pos	GP	P
1	Carsen Germyn	L	152	108
2	Kris Chucko	R	154	81
3	David Van Der Gulik	R	153	78
4	Kyle Greentree	L	79	76
5	Grant Stevenson	R	80	73
6	Krys Kolanos	C	65	63
7	Jamie Lundmark	C	54	52
8	Anders Eriksson	D	64	49
9	Warren Peters	C	137	41
10	Brandon Prust	L	79	37
11	Cam Cunning	L	131	36
12	Brett Sutter	C	146	35
13	Tim Hambly	D	72	30
14	Adam Cracknell	R	83	27
15	Brett Palin	D	124	25
16	Tim Ramholt	D	77	24
17	Ryan Wilson	D	60	20
	John Armstrong	C	68	20
19	Adam Parady	D	65	18
	Matt Pelech	R	136	18

AHL PIMS

Rank	Name	Pos	GP	PIM
1	Matt Pelech	R	136	271
2	Brandon Prust	L	79	248
3	Carsen Germyn	L	152	190
4	Pete Vandermeer	L	80	185
5	J.D. Watt	R	42	146
6	Derek Couture	R	76	129
7	Warren Peters	C	137	125
8	David Van Der Gulik	R	153	120
9	Cam Cunning	L	131	118
10	Brett Sutter	C	146	113
11	Brett Palin	D	124	108
12	Kris Chucko	R	154	97
13	Brad Brown	D	46	96
14	Krys Kolanos	C	65	84
15	Tim Ramholt	D	77	73
16	John Armstrong	C	68	72
17	Adam Parady	D	65	67
18	Brad Cole	D	98	66
19	Gord Baldwin	D	92	65
20	Kyle Greentree	L	79	63

AHL GAMES PLAYED

Rank	Name	Pos	GP	G	A	P	PIM
1	Kris Chucko	R	154	43	38	81	97
2	David Van Der Gulik	R	153	36	42	78	120
3	Carsen Germyn	L	152	32	76	108	190
4	Brett Sutter	C	146	14	21	35	113
5	Warren Peters	C	137	22	19	41	125
6	Matt Pelech	R	136	6	12	18	271
7	Cam Cunning	L	131	18	18	36	118
8	Brett Palin	D	124	5	20	25	108
9	Brad Cole	D	98	4	12	16	66
10	Gord Baldwin	D	92	2	9	11	65
11	Adam Cracknell	R	83	11	16	27	36
12	Pete Vandermeer	L	80	5	1	6	185
	Grant Stevenson	R	80	30	43	73	58
14	Brandon Prust	L	79	10	27	37	248
	Kyle Greentree	L	79	39	37	76	63
16	Tomi Maki	R	78	8	5	13	38
17	Tim Ramholt	D	77	4	20	24	73
18	Derek Couture	R	76	10	8	18	129
19	Tim Hambly	D	72	4	26	30	40
20	John Armstrong	C	68	5	15	20	72



QUAD CITY FLAMES (2007-09)

AHL LEADERS - GOALTENDERS

To qualify to be included in the goalie leaders, a goaltender must have played 15 or more games with the only exception being Shutouts and Games Played.

AHL WINS

Rank	Name	GP	Min	W
1	Leland Irving	47	2658	24
2	Curtis McElhinney	41	2320	20
3	Matt Keetley	59	3246	18

AHL GOALS AGAINST AVG.

Rank	Name	GP	GA	GAA
1	Leland Irving	47	99	2.23
2	Curtis McElhinney	41	88	2.28
3	Matt Keetley	59	142	2.62

AHL SAVE PERCENTAGE

Rank	Name	GP	Svs	Pct
1	Leland Irving	47	1020	0.912
2	Curtis McElhinney	41	899	0.911
3	Matt Keetley	59	1287	0.901

AHL SHUTOUTS

Rank	Name	GP	SO
1	Matt Keetley	59	3
	Curtis McElhinney	41	3
3	Leland Irving	47	1
	Kevin Lalande	13	1

AHL GAMES PLAYED

Rank	Name	GP	Min	W	L	T	SO
1	Matt Keetley	59	3246	18	26	7	3
2	Leland Irving	47	2658	24	18	2	1
3	Curtis McElhinney	41	2320	20	18	2	3
4	Brent Krahn	14	795	6	6	2	0
5	Kevin Lalande	13	700	6	4	1	1



QUAD CITY FLAMES (2007-09)

NHL LEADERS - SKATERS

NHL GOALS

Rank	Name	Pos	GP	G
1	Eric Nystrom	L	547	68
2	Jamie Lundmark	C	295	40
3	Brandon Prust	L	451	39
4	Dustin Boyd	C	220	32
5	Anders Eriksson	D	572	22
6	Krys Kolanos	C	149	20
7	Grant Stevenson	R	47	10
8	Ryan Wilson	D	230	7
9	Adam Cracknell	R	82	6
10	Adam Pardy	D	315	4
	Warren Peters	C	96	4
12	Brad Brown	D	330	2
	David Van Der Gulik	R	49	2
	Brett Sutter	C	60	2
15	Matt Pelech	R	13	1

NHL ASSISTS

Rank	Name	Pos	GP	A
1	Anders Eriksson	D	572	154
2	Brandon Prust	L	451	69
3	Ryan Wilson	D	230	60
4	Jamie Lundmark	C	295	59
5	Eric Nystrom	L	547	48
6	Adam Pardy	D	315	44
7	Dustin Boyd	C	220	31
8	Brad Brown	D	330	27
9	Krys Kolanos	C	149	22
10	Grant Stevenson	R	47	12
11	Adam Cracknell	R	82	11
	David Van Der Gulik	R	49	11
13	Brett Sutter	C	60	8
14	Warren Peters	C	96	4
15	Matt Pelech	R	13	3

NHL POINTS

Rank	Name	Pos	GP	P
1	Anders Eriksson	D	572	176
2	Eric Nystrom	L	547	116
3	Brandon Prust	L	451	108
4	Jamie Lundmark	C	295	99
5	Ryan Wilson	D	230	67
6	Dustin Boyd	C	220	63
7	Adam Pardy	D	315	48
8	Krys Kolanos	C	149	42
9	Brad Brown	D	330	29
10	Grant Stevenson	R	47	22
11	Adam Cracknell	R	82	17
12	David Van Der Gulik	R	49	13
13	Brett Sutter	C	60	10
14	Warren Peters	C	96	8
15	Matt Pelech	R	13	4

NHL PIMS

Rank	Name	Pos	GP	PIM
1	Brandon Prust	L	451	977
2	Brad Brown	D	330	747
3	Eric Nystrom	L	547	381
4	Adam Pardy	D	315	249
5	Anders Eriksson	D	572	242
6	Jamie Lundmark	C	295	204
7	Ryan Wilson	D	230	157
8	Krys Kolanos	C	149	94
9	Warren Peters	C	96	72
10	Dustin Boyd	C	220	41
11	Brett Sutter	C	60	40
12	Matt Pelech	R	13	38
13	Grant Stevenson	R	47	14
	Adam Cracknell	R	82	14
15	David Van Der Gulik	R	49	10
16	Kris Chucko	R	2	2

NHL GAMES PLAYED

Rank	Name	Pos	GP	G	A	P	PIM
1	Anders Eriksson	D	572	22	154	176	242
2	Eric Nystrom	L	547	68	48	116	381
3	Brandon Prust	L	451	39	69	108	977
4	Brad Brown	D	330	2	27	29	747
5	Adam Pardy	D	315	4	44	48	249
6	Jamie Lundmark	C	295	40	59	99	204
7	Ryan Wilson	D	230	7	60	67	157
8	Dustin Boyd	C	220	32	31	63	41
9	Krys Kolanos	C	149	20	22	42	94
10	Warren Peters	C	96	4	4	8	72
11	Adam Cracknell	R	82	6	11	17	14
12	Brett Sutter	C	60	2	8	10	40
13	David Van Der Gulik	R	49	2	11	13	10
14	Grant Stevenson	R	47	10	12	22	14
	Matt Pelech	R	13	1	3	4	38
16	Kyle Greentree	L	4	0	0	0	0
	Carsen Gernyn	L	4	0	0	0	0
18	Kris Chucko	R	2	0	0	0	2
	Pete Vandermeer	L	2	0	0	0	0
20	Tim Ramholt	D	1	0	0	0	0



QUAD CITY FLAMES (2007-09)

NHL LEADERS - GOALTENDERS

To qualify to be included in the goalie leaders, a goaltender must have played 15 or more games with the only exception being Shutouts and Games Played.

NHL WINS

Rank	Name	GP	Min	W
1	Curtis McElhinney	129	6291	41

NHL GOALS AGAINST AVG.

Rank	Name	GP	GA	GAA
1	Curtis McElhinney	129	309	2.95

NHL SAVE PERCENTAGE

Rank	Name	GP	Svs	Pct
1	Curtis McElhinney	129	2954	0.905

NHL SHUTOUTS

Rank	Name	GP	SO
1	Curtis McElhinney	129	4

NHL GAMES PLAYED

Rank	Name	GP	Min	W	L	T	SO
1	Curtis McElhinney	129	6291	41	51	7	4
2	Leland Irving	13	664	3	4	4	0
3	Brent Krahn	1	20	0	0	0	0
4	Matt Keetley	1	9	0	0	0	0



ABBOTSFORD HEAT (2009-14)

AHL LEADERS - SKATERS

AHL GOALS

Rank	Name	Pos	GP	G
1	Krys Kolanos	C	100	48
2	Ben Street	C	127	43
3	Greg Nemisz	C	206	35
4	Ben Walter	C	143	34
5	Cam Cuning	L	121	33
6	Jon Rheault	R	131	31
7	Max Reinhart	C	134	30
8	Dustin Sylvester	C	126	26
9	Markus Granlund	C	52	25
	Jason Jaffray	L	72	25
	Brett Olson	C	145	25
12	Quintin Laing	L	180	24
13	Sven Baertschi	L	73	23
14	Roman Horak	C	86	20
	Blair Jones	C	59	20
	Matt Keith	C	77	20
17	Paul Byron	C	100	18
	Corban Knight	C	70	18
19	Colin Stuart	L	67	17
20	Lance Bouma	L	95	16

AHL ASSISTS

Rank	Name	Pos	GP	A
1	Ben Walter	C	143	74
2	Max Reinhart	C	134	56
3	Ben Street	C	127	54
4	Krys Kolanos	C	100	53
5	T.J. Brodie	D	115	50
6	Greg Nemisz	C	206	46
7	Jon Rheault	R	131	41
8	Quintin Laing	L	180	40
9	Brett Olson	C	145	37
	Carter Bancks	L	224	37
11	Paul Byron	C	100	36
12	Keith Seabrook	D	126	34
	Joe Piskula	D	176	34
14	Sven Baertschi	L	73	32
	Chad Billins	D	65	32
16	Dustin Sylvester	C	126	31
	Gord Baldwin	D	142	31
18	Jason Jaffray	L	72	29
19	Cam Cuning	L	121	27
	Clay Wilson	D	66	27

AHL POINTS

Rank	Name	Pos	GP	P
1	Ben Walter	C	143	108
2	Krys Kolanos	C	100	101
3	Ben Street	C	127	97
4	Max Reinhart	C	134	86
5	Greg Nemisz	C	206	81
6	Jon Rheault	R	131	72
7	Quintin Laing	L	180	64
8	Brett Olson	C	145	62
9	Cam Cuning	L	121	60
10	T.J. Brodie	D	115	57
	Dustin Sylvester	C	126	57
12	Sven Baertschi	L	73	55
13	Paul Byron	C	100	54
	Jason Jaffray	L	72	54
15	Carter Bancks	L	224	52
16	Keith Seabrook	D	126	48
17	Markus Granlund	C	52	46
18	Blair Jones	C	59	45
19	Corban Knight	C	70	44
20	Clay Wilson	D	66	43

AHL PIMS

Rank	Name	Pos	GP	PIM
1	J.D. Watt	R	97	340
2	Matt Pelech	R	101	323
3	Ryley Grantham	C	89	202
4	Carter Bancks	L	224	179
5	Joe Piskula	D	176	172
	Christopher Breen	D	245	172
7	Akim Aliu	L	84	170
8	Garth Murray	C	80	169
9	Pierre-Luc Letourneau-Leblond	R	50	167
10	Gord Baldwin	D	142	142
11	John Armstrong	C	109	136
12	Zach McKelvie	D	65	126
13	Quintin Laing	L	180	116
14	Guillaume Desbiens	R	59	114
15	Krys Kolanos	C	100	110
	Cam Cuning	L	121	110
17	Lance Bouma	L	95	108
18	Greg Nemisz	C	206	100
19	Pete Vandermeer	L	20	91
20	Jordan Henry	D	52	87

AHL GAMES PLAYED

Rank	Name	Pos	GP	G	A	P	PIM
1	Christopher Breen	D	245	9	21	30	172
2	Carter Bancks	L	224	15	37	52	179
3	Greg Nemisz	C	206	35	46	81	100
4	Quintin Laing	L	180	24	40	64	116
5	Joe Piskula	D	176	6	34	40	172
6	Brett Olson	C	145	25	37	62	69
7	Ben Walter	C	143	34	74	108	48
8	Gord Baldwin	D	142	6	31	37	142
9	Max Reinhart	C	134	30	56	86	79
10	Jon Rheault	R	131	31	41	72	75
11	Ben Street	C	127	43	54	97	46
12	Keith Seabrook	D	126	14	34	48	71
	Dustin Sylvester	C	126	26	31	57	30
14	Cam Cuning	L	121	33	27	60	110
15	Gaelan Patterson	C	117	8	19	27	29
16	T.J. Brodie	D	115	7	50	57	64
17	John Armstrong	C	109	11	13	24	136
18	Josh Meyers	D	103	6	23	29	67
19	Matt Pelech	R	101	5	10	15	323
20	Krys Kolanos	C	100	48	53	101	110



ABBOTSFORD HEAT (2009-14)

AHL LEADERS - GOALTENDERS

To qualify to be included in the goalie leaders, a goaltender must have played 15 or more games with the only exception being Shutouts and Games Played.

AHL WINS

Rank	Name	GP	Min	W
1	Leland Irving	147	5287	69
2	Daniel Taylor	73	3923	35
3	Joni Ortio	47	2580	28
4	David Shantz	32	1813	15
5	Barry Brust	35	1894	13
6	Matt Keetley	32	1629	10
7	Jean-Philippe Lamoureux	19	953	8
8	Joey MacDonald	16	900	5

AHL GOALS AGAINST AVG.

Rank	Name	GP	GA	GAA
1	Daniel Taylor	73	139	2.13
2	Jean-Philippe Lamoureux	19	35	2.20
3	Barry Brust	35	79	2.50
4	Joni Ortio	47	108	2.51
5	David Shantz	32	83	2.75
6	Matt Keetley	32	77	2.84
7	Joey MacDonald	16	45	3.00
8	Leland Irving	147	348	3.95

AHL SAVE PERCENTAGE

Rank	Name	GP	Svs	Pct
1	Daniel Taylor	73	1704	0.925
2	Joni Ortio	47	1213	0.918
3	Jean-Philippe Lamoureux	19	378	0.915
4	Barry Brust	35	805	0.911
5	Joey MacDonald	16	447	0.909
6	David Shantz	32	816	0.908
7	Leland Irving	147	3345	0.906
8	Matt Keetley	32	690	0.900

AHL SHUTOUTS

Rank	Name	GP	SO
1	Leland Irving	147	12
2	Daniel Taylor	73	8
3	Barry Brust	35	5
4	Joni Ortio	47	2
	Jean-Philippe Lamoureux	19	2
	Matt Keetley	32	2
7	Doug Carr	2	1
	David Shantz	32	1

AHL GAMES PLAYED

Rank	Name	GP	Min	W	L	T	SO
1	Leland Irving	147	5287	69	61	8	12
2	Daniel Taylor	73	3923	35	20	5	8
3	Joni Ortio	47	2580	28	12	0	2
4	Barry Brust	35	1894	13	19	2	5
5	Matt Keetley	32	1629	10	14	2	2
	David Shantz	32	1813	15	10	4	1
7	Jean-Philippe Lamoureux	19	953	8	4	3	2
8	Joey MacDonald	16	900	5	10	0	0
9	Olivier Roy	12	615	5	6	1	0
10	Reto Berra	9	473	4	3	1	0



ABBOTSFORD HEAT (2009-14)

NHL LEADERS - SKATERS

NHL GOALS

Rank	Name	Pos	GP	G
1	Ales Kotalik	R	542	136
2	Mikael Backlund	C	298	51
3	Andy Delmore	D	283	43
4	Jamie Lundmark	C	295	40
5	Lance Bouma	L	199	22
6	Krys Kolanos	C	149	20
7	T.J. Brodie	D	266	19
8	Steve McCarthy	D	302	17
9	Paul Byron	C	138	17
	Shane O'Brien	D	537	13
	Josh Jooris	F	60	12
12	Raitis Ivanans	L	282	12
13	Sven Baertschi	L	69	10
14	Markus Granlund	C	55	10
	Colin Stuart	L	56	8
	Garth Murray	C	116	8
17	Blair Jones	C	132	7
	Roman Horak	C	84	6
19	Keith Aulie	D	167	4
20	Jason Jaffray	L	49	4

NHL ASSISTS

Rank	Name	Pos	GP	A
1	Ales Kotalik	R	542	148
2	T.J. Brodie	D	266	81
3	Shane O'Brien	D	537	79
4	Mikael Backlund	C	298	77
5	Jamie Lundmark	C	295	59
6	Andy Delmore	D	283	58
7	Steve McCarthy	D	302	38
8	Lance Bouma	L	199	31
9	Paul Byron	C	138	31
	Krys Kolanos	C	149	22
11	Sven Baertschi	L	69	20
12	Roman Horak	C	84	13
	Josh Jooris	F	60	12
14	Derek Smith	D	94	12
	Markus Granlund	C	55	11
16	Brett Carson	L	90	11
	David Van Der Gulik	R	49	11
18	Blair Jones	C	132	10
19	Keith Aulie	D	167	10
	Brendan Mikkelson	D	131	9

NHL POINTS

Rank	Name	Pos	GP	P
1	Ales Kotalik	R	542	284
2	Mikael Backlund	C	298	128
3	Andy Delmore	D	283	101
4	T.J. Brodie	D	266	100
5	Jamie Lundmark	C	295	99
6	Shane O'Brien	D	537	92
7	Steve McCarthy	D	302	55
8	Lance Bouma	L	199	53
9	Paul Byron	C	138	48
10	Krys Kolanos	C	149	42
	Sven Baertschi	L	69	30
12	Josh Jooris	F	60	24
13	Markus Granlund	C	55	21
	Roman Horak	C	84	19
15	Raitis Ivanans	L	282	18
16	Blair Jones	C	132	17
17	Derek Smith	D	94	14
18	Keith Aulie	D	167	14
19	Brett Carson	L	90	13
20	David Van Der Gulik	R	49	13

NHL PIMS

Rank	Name	Pos	GP	PIM
1	Shane O'Brien	D	537	916
2	Raitis Ivanans	L	282	569
3	Ales Kotalik	R	542	348
4	Trevor Gillies	L	57	261
5	Jamie Lundmark	C	295	204
	Keith Aulie	D	167	196
7	Steve McCarthy	D	302	168
8	Garth Murray	C	116	131
9	Mikael Backlund	C	298	115
10	Lance Bouma	L	199	108
11	Andy Delmore	D	283	105
12	Pierre-Luc Letourneau-Leblond	R	41	101
13	Krys Kolanos	C	149	94
14	T.J. Brodie	D	266	74
15	Blair Jones	C	132	65
	Brendan Mikkelson	D	131	59
17	Ryan Stone	C	35	55
18	Paul Byron	C	138	41
19	Dean Arsene	D	13	41
20	Jason Jaffray	L	49	40

NHL GAMES PLAYED

Rank	Name	Pos	GP	G	A	P	PIM
1	Ales Kotalik	R	542	136	148	284	348
2	Shane O'Brien	D	537	13	79	92	916
3	Steve McCarthy	D	302	17	38	55	168
4	Mikael Backlund	C	298	51	77	128	115
5	Jamie Lundmark	C	295	40	59	99	204
6	Andy Delmore	D	283	43	58	101	105
7	Raitis Ivanans	L	282	12	6	18	569
8	T.J. Brodie	D	266	19	81	100	74
9	Lance Bouma	L	199	22	31	53	108
10	Keith Aulie	D	167	4	10	14	196
11	Krys Kolanos	C	149	20	22	42	94
12	Paul Byron	C	138	17	31	48	41
13	Blair Jones	C	132	7	10	17	65
	Brendan Mikkelson	D	131	1	9	10	59
15	Garth Murray	C	116	8	2	10	131
16	Derek Smith	D	94	2	12	14	24
17	Brett Carson	L	90	2	11	13	20
18	Roman Horak	C	84	6	13	19	16
19	Quintin Laing	L	79	3	8	11	31
20	Sven Baertschi	L	69	10	20	30	26



ABBOTSFORD HEAT (2009-14)

NHL LEADERS - GOALTENDERS

To qualify to be included in the goalie leaders, a goaltender must have played 15 or more games with the only exception being Shutouts and Games Played.

NHL WINS

Rank	Name	GP	Min	W
1	Joey MacDonald	133	7331	44
2	Reto Berra	50	2468	14
3	Joni Ortio	15	834	8
4	Henrik Karlsson	26	1292	5

NHL GOALS AGAINST AVG.

Rank	Name	GP	GA	GAA
1	Joni Ortio	15	35	2.52
2	Henrik Karlsson	26	60	2.79
3	Reto Berra	50	121	2.94
4	Joey MacDonald	133	367	3.00

NHL SAVE PERCENTAGE

Rank	Name	GP	Svs	Pct
1	Henrik Karlsson	26	570	0.905
2	Joey MacDonald	133	3381	0.902
3	Reto Berra	50	1102	0.901
4	Joni Ortio	15	311	0.899

NHL SHUTOUTS

Rank	Name	GP	SO
1	Joey MacDonald	133	2
2	Reto Berra	50	1
	Joni Ortio	15	1

NHL GAMES PLAYED

Rank	Name	GP	Min	W	L	T	SO
1	Joey MacDonald	133	7331	44	66	15	2
2	Reto Berra	50	2468	14	22	4	1
3	Henrik Karlsson	26	1292	5	9	8	0
4	Joni Ortio	15	834	8	6	0	1
5	Leland Irving	13	664	3	4	4	0
6	Barry Brust	11	486	2	4	1	0
7	Daniel Taylor	3	140	1	1	0	0
8	Matt Keetley	1	9	0	0	0	0
	Laurent Brossoit	1	60	0	1	0	0



ADIRONDACK FLAMES (2014-15)

AHL LEADERS - SKATERS

AHL GOALS

Rank	Name	Pos	GP	G
1	David Wolf	L	59	20
2	Garnet Hathaway	F	72	19
	Emile Poirier	L	55	19
4	Turner Elson	L	59	17
5	Ben Hanowski	R	56	16
6	Kenneth Agostino	L	67	15
	Bill Arnold	F	61	15
	Max Reinhart	C	69	15
9	Markus Granlund	C	21	9
10	Sven Baertschi	L	36	8
	Corban Knight	C	22	8
	Bryce Van Brabant	L	52	8
13	Mark Cundari	D	50	7
	Micheal Ferland	L	32	7
15	Sena Acolatse	D	38	6
	Taylor Vause	C	41	6
17	Mathieu Tousignant	C	70	5
18	Brett Kulak	D	26	4
19	John Ramage	D	57	3
	Brodie Reid	R	11	3

AHL ASSISTS

Rank	Name	Pos	GP	A
1	Kenneth Agostino	L	67	28
2	Max Reinhart	C	69	24
3	Emile Poirier	L	55	23
	Bill Arnold	F	61	23
5	Mark Cundari	D	50	22
	Tyler Wotherspoon	D	61	22
7	David Wolf	L	59	18
8	Garnet Hathaway	F	72	17
	Sven Baertschi	L	36	17
	Ryan Culkin	D	37	17
11	Mathieu Tousignant	C	70	14
12	Turner Elson	L	59	13
	Sena Acolatse	D	38	13
14	John Ramage	D	57	12
15	Nolan Yonkman	D	65	10
	Corey Potter	D	25	10
17	Ben Hanowski	R	56	9
	Brett Kulak	D	26	9
19	Markus Granlund	C	21	8
	Micheal Ferland	L	32	8

AHL POINTS

Rank	Name	Pos	GP	P
1	Kenneth Agostino	L	67	43
2	Emile Poirier	L	55	42
3	Max Reinhart	C	69	39
4	Bill Arnold	F	61	38
	David Wolf	L	59	38
6	Garnet Hathaway	F	72	36
7	Turner Elson	L	59	30
8	Mark Cundari	D	50	29
9	Sven Baertschi	L	36	25
	Ben Hanowski	R	56	25
11	Tyler Wotherspoon	D	61	24
12	Mathieu Tousignant	C	70	19
	Sena Acolatse	D	38	19
14	Ryan Culkin	D	37	18
15	Markus Granlund	C	21	17
16	John Ramage	D	57	15
	Micheal Ferland	L	32	15
	Bryce Van Brabant	L	52	15
19	Taylor Vause	C	41	14
20	Brett Kulak	D	26	13

AHL PIMS

Rank	Name	Pos	GP	PIM
1	David Wolf	L	59	168
2	Mathieu Tousignant	C	70	136
3	Dustin Stevenson	D	45	94
4	John Ramage	D	57	81
5	Patrick Sieloff	D	48	78
6	Garnet Hathaway	F	72	77
7	Sena Acolatse	D	38	68
8	Mark Cundari	D	50	64
9	Bryce Van Brabant	L	52	54
10	Kenneth Agostino	L	67	52
	Turner Elson	L	59	52
	Nolan Yonkman	D	65	52
13	Emile Poirier	L	55	50
14	Trevor Gillies	L	20	45
15	Max Reinhart	C	69	38
16	Bill Arnold	F	61	30
	Micheal Ferland	L	32	30
18	Brett Kulak	D	26	27
19	Brian McGrattan	R	16	25
20	Ben Hanowski	R	56	21

AHL GAMES PLAYED

Rank	Name	Pos	GP	G	A	P	PIM
1	Garnet Hathaway	F	72	19	17	36	77
2	Mathieu Tousignant	C	70	5	14	19	136
3	Max Reinhart	C	69	15	24	39	38
4	Kenneth Agostino	L	67	15	28	43	52
5	Nolan Yonkman	D	65	2	10	12	52
6	Bill Arnold	F	61	15	23	38	30
	Tyler Wotherspoon	D	61	2	22	24	20
8	David Wolf	L	59	20	18	38	168
	Turner Elson	L	59	17	13	30	52
10	John Ramage	D	57	3	12	15	81
11	Ben Hanowski	R	56	16	9	25	21
12	Emile Poirier	L	55	19	23	42	50
13	Bryce Van Brabant	L	52	8	7	15	54
14	Mark Cundari	D	50	7	22	29	64
15	Patrick Sieloff	D	48	2	3	5	78
16	Dustin Stevenson	D	45	3	8	11	94
17	Taylor Vause	C	41	6	8	14	4
18	Sena Acolatse	D	38	6	13	19	68
19	Ryan Culkin	D	37	1	17	18	18
20	Sven Baertschi	LW	36	8	17	25	6



ADIRONDACK FLAMES (2014-15)

AHL LEADERS - GOALTENDERS

To qualify to be included in the goalie leaders, a goaltender must have played 15 or more games with the only exception being Shutouts and Games Played.

AHL WINS

Rank	Name	GP	Min	W
1	Joni Ortio	37	2095	21
2	Brad Thiessen	34	1908	10

AHL GOALS AGAINST AVG.

Rank	Name	GP	GA	GAA
1	Joni Ortio	37	94	2.69
2	Brad Thiessen	34	99	3.11

AHL SAVE PERCENTAGE

Rank	Name	GP	Svs	Pct
1	Joni Ortio	37	980	0.912
2	Brad Thiessen	34	911	0.902

AHL SHUTOUTS

Rank	Name	GP	SO
1	Joni Ortio	37	4
2	Brad Thiessen	34	2

AHL GAMES PLAYED

Rank	Name	GP	Min	W	L	T	SO
1	Joni Ortio	37	2095	21	13	1	4
2	Brad Thiessen	34	1908	10	16	7	2
3	Doug Carr	13	527	4	3	0	0
4	Jacob De Serres	1	39	0	1	0	0



ADIRONDACK FLAMES (2014-15)

NHL LEADERS - SKATERS

NHL GOALS

Rank	Name	Pos	GP	G
1	Devin Setoguchi	R	471	127
2	Josh Jooris	F	60	12
3	Sven Baertschi	L	69	10
	Brian McGrattan	R	317	10
	Markus Granlund	C	55	10
6	Drew Shore	C	78	9
7	Corey Potter	D	129	8
8	Micheal Ferland	L	26	2
	Trevor Gillies	L	57	2
10	Nolan Yonkman	D	76	1
	Max Reinhart	C	23	1
	Ben Hanowski	R	16	1
	Mark Cundari	D	8	1
	Kenneth Agostino	L	8	1
	Corban Knight	C	9	1

NHL ASSISTS

Rank	Name	Pos	GP	A
1	Devin Setoguchi	R	471	122
2	Corey Potter	D	129	24
3	Sven Baertschi	L	69	20
4	Brian McGrattan	R	317	17
5	Drew Shore	C	78	14
6	Josh Jooris	F	60	12
7	Markus Granlund	C	55	11
8	Nolan Yonkman	D	76	9
9	Max Reinhart	C	23	4
	Tyler Wotherspoon	D	15	4
11	Micheal Ferland	L	26	3
12	Ben Hanowski	R	16	2
	Mark Cundari	D	8	2
14	Trevor Gillies	L	57	1
	Kenneth Agostino	L	8	1
	Emile Poirier	L	6	1

NHL POINTS

Rank	Name	Pos	GP	P
1	Devin Setoguchi	R	471	249
2	Corey Potter	D	129	32
3	Sven Baertschi	L	69	30
4	Brian McGrattan	R	317	27
5	Josh Jooris	F	60	24
6	Drew Shore	C	78	23
7	Markus Granlund	C	55	21
8	Nolan Yonkman	D	76	10
9	Max Reinhart	C	23	5
	Micheal Ferland	L	26	5
11	Tyler Wotherspoon	D	15	4
12	Ben Hanowski	R	16	3
	Mark Cundari	D	8	3
	Trevor Gillies	L	57	3
15	Kenneth Agostino	L	8	2
16	Emile Poirier	L	6	1
	Corban Knight	C	9	1

NHL PIMS

Rank	Name	Pos	GP	PIM
1	Brian McGrattan	R	317	609
2	Trevor Gillies	L	57	261
3	Devin Setoguchi	R	471	163
4	Nolan Yonkman	D	76	140
5	Corey Potter	D	129	53
6	Sven Baertschi	L	69	26
7	Drew Shore	C	78	22
8	Josh Jooris	F	60	16
	Markus Granlund	C	55	16
	Micheal Ferland	L	26	16
11	Max Reinhart	C	23	6
12	Tyler Wotherspoon	D	15	4
13	Ben Hanowski	R	16	2
	Mark Cundari	D	8	2
	Bryce Van Brabant	L	6	2
	David Wolf	L	3	2
	Brett Kulak	D	1	2

NHL GAMES PLAYED

Rank	Name	Pos	GP	G	A	P	PIM
1	Devin Setoguchi	R	471	127	122	249	163
2	Brian McGrattan	R	317	10	17	27	609
3	Corey Potter	D	129	8	24	32	53
4	Drew Shore	C	78	9	14	23	22
5	Nolan Yonkman	D	76	1	9	10	140
6	Sven Baertschi	L	69	10	20	30	26
7	Josh Jooris	F	60	12	12	24	16
8	Trevor Gillies	L	57	2	1	3	261
9	Markus Granlund	C	55	10	11	21	16
10	Micheal Ferland	L	26	2	3	5	16
11	Max Reinhart	C	23	1	4	5	6
12	Ben Hanowski	R	16	1	2	3	2
13	Tyler Wotherspoon	D	15	0	4	4	4
14	Corban Knight	C	9	1	0	1	0
15	Mark Cundari	D	8	1	2	3	2
	Kenneth Agostino	L	8	1	1	2	0
17	Bryce Van Brabant	L	6	0	0	0	2
	Emile Poirier	L	6	0	1	1	0
19	David Wolf	L	3	0	0	0	2
20	Brett Kulak	D	1	0	0	0	2



ADIRONDACK FLAMES (2014-15) NHL LEADERS - GOALTENDERS

To qualify to be included in the goalie leaders, a goaltender must have played 15 or more games with the only exception being Shutouts and Games Played.

NHL WINS

Rank	Name	GP	Min	W
1	Joni Ortio	15	834	8

NHL GOALS AGAINST AVG.

Rank	Name	GP	GA	GAA
1	Joni Ortio	15	35	2.52

NHL SAVE PERCENTAGE

Rank	Name	GP	Svs	Pct
1	Joni Ortio	15	311	0.899

NHL SHUTOUTS

Rank	Name	GP	SO
1	Joni Ortio	15	1

NHL GAMES PLAYED

Rank	Name	GP	Min	W	L	T	SO
1	Joni Ortio	15	834	8	6	0	1
2	Brad Thiessen	5	258	3	1	0	0



ALL-TIME AFFILIATE (1980-PRESENT) CHL, IHL, AHL LEADERS - SKATERS

C/I/AHL GOALS

Rank	Name	Pos	GP	G
1	Rich Chernomaz	R	442	205
2	Marc Bureau	C	283	122
3	Bob Francis	C	192	106
4	Carsen Germyn	L	387	98
5	Bruce Eakin	C	221	92
6	Randy Bucyk	C	239	91
7	Ladislav Kohn	R	250	89
8	Pierre Rioux	F	198	88
9	Marty Murray	C	222	78
	Krys Kolanos	C	165	78
11	Todd Harkins	C	242	73
12	Dan Bolduc	L	184	71
	Tim Harrer	R	174	71
14	Martin Simard	L	277	70
	Shawn Heaphy	C	154	70
16	David Van Der Gulik	R	297	68
	Paul Ranheim	L	75	68
18	Greg Meredith	F	209	66
	Kris Chucko	R	277	66
20	Sergei Varlamov	L	200	65

C/I/AHL ASSISTS

Rank	Name	Pos	GP	A
1	Rich Chernomaz	R	442	296
2	Bruce Eakin	C	221	166
3	Carsen Germyn	L	387	160
4	Marc Bureau	C	283	159
5	Bob Francis	C	192	153
6	Marty Murray	C	222	152
7	Randy Bucyk	C	239	149
8	Pierre Rioux	F	198	148
9	Ladislav Kohn	R	250	124
10	Darryl Olsen	D	207	123
11	Kevin Wortman	D	236	116
12	Alex McKendry	F	162	106
13	Dale DeGray	D	265	104
14	Cory Stillman	C	142	101
15	Mark Lamb	D	159	99
16	Peter Bakovic	L	196	97
17	Vesa Viitakoski	L	171	94
18	Martin Simard	L	277	93
	David Van Der Gulik	R	297	93
20	Mike Dwyer	L	128	88

C/I/AHL POINTS

Rank	Name	Pos	GP	P
1	Rich Chernomaz	R	442	501
2	Marc Bureau	C	283	281
3	Bob Francis	C	192	259
4	Bruce Eakin	C	221	258
	Carsen Germyn	L	387	258
6	Randy Bucyk	C	239	240
7	Pierre Rioux	F	198	236
8	Marty Murray	C	222	230
9	Ladislav Kohn	R	250	213
10	Dale DeGray	D	265	164
	Cory Stillman	C	142	164
	Krys Kolanos	C	165	164
13	Martin Simard	L	277	163
14	Darryl Olsen	D	207	161
	David Van Der Gulik	R	297	161
16	Todd Harkins	C	242	160
17	Alex McKendry	F	162	159
18	Kevin Wortman	D	236	158
19	Vesa Viitakoski	L	171	157
20	Sergei Varlamov	L	200	149

C/I/AHL PIMS

Rank	Name	Pos	GP	PIM
1	Ken Sabourin	D	379	1102
2	Rich Chernomaz	R	442	1000
3	Stu Grimson	L	171	984
4	Kerry Clark	R	200	893
5	Rick Hayward	D	147	856
6	Sami Helenius	D	272	851
7	Peter Bakovic	L	196	850
8	Martin Simard	L	277	817
9	Paul Kruse	L	175	786
10	Brandon Prust	L	221	753
11	Tim Hunter	F	159	683
12	Rick Lessard	D	222	680
13	Darren Banks	L	115	600
14	Todd Simpson	D	146	598
15	Matt Pelech	R	237	594
16	Carsen Germyn	L	387	564
17	Kevin Grant	D	218	505
18	Marc Bureau	C	283	492
19	Barry Nieckar	L	65	491
20	J.D. Watt	R	139	486

C/I/AHL GAMES PLAYED

Rank	Name	Pos	GP	G	A	P	PIM
1	Rich Chernomaz	R	442	205	296	501	1000
2	Carsen Germyn	L	387	98	160	258	564
3	Ken Sabourin	D	379	14	81	95	1102
4	Cam Cunning	L	342	65	54	119	297
5	David Van Der Gulik	R	297	68	93	161	247
6	Warren Peters	C	293	54	45	99	353
7	Brett Palin	D	287	6	37	43	242
8	Marc Bureau	C	283	122	159	281	492
9	Martin Simard	L	277	70	93	163	817
	Kris Chucko	R	277	66	61	127	227
11	Kevan Guy	D	273	16	83	99	282
12	Sami Helenius	D	272	8	20	28	851
13	Dale DeGray	D	265	60	104	164	315
14	Ladislav Kohn	R	250	89	124	213	298
15	Christopher Breen	D	245	9	21	30	172
16	Todd Harkins	C	242	73	87	160	334
17	Randy Bucyk	C	239	91	149	240	110
18	Matt Pelech	R	237	11	22	33	594
19	Kevin Wortman	D	236	42	116	158	90
20	Gord Baldwin	D	234	8	40	48	207



ALL-TIME AFFILIATE (1980-PRESENT) CHL, IHL, AHL LEADERS - GOALTENDERS

To qualify to be included in the goalie leaders, a goaltender must have played 25 or more games with the only exception being Shutouts and Games Played.

C/I/AHL WINS

Rank	Name	GP	Min	W
1	Leland Irving	194	7945	93
2	Marc D'Amour	198	10715	84
3	Steve Guenette	120	7110	72
4	Brent Krahn	141	7942	68
5	Jason Muzzatti	147	8460	65
6	Curtis McElhinney	131	7120	64
7	Dwayne Roloson	125	7486	58
8	J.S. Giguere	111	6146	51
9	Joni Ortio	84	4675	49
10	Mike Vernon	93	5072	43
	Levente Szuper	112	6083	43
12	Doug Dadswell	74	3998	39
13	Daniel Taylor	73	3923	35
	Wayne Cowley	72	3809	35
15	Andrei Trefilov	79	4548	34
16	Tim Bernhardt	73	4020	31
17	Scott Sharples	75	4211	30
18	Matt Keetley	91	4875	28
19	Martin Brochu	55	3049	27
	Tyler Moss	57	3203	27

C/I/AHL GOALS AGAINST AVG.

Rank	Name	GP	GA	GAA
1	Daniel Taylor	73	139	2.13
2	Curtis McElhinney	131	269	2.27
3	Brent Krahn	141	329	2.49
	Kay Whitmore	36	83	2.49
	Tyler Moss	57	133	2.49
6	Levente Szuper	112	253	2.50
	Barry Brust	35	79	2.50
8	Joni Ortio	84	202	2.59
9	Martin Brochu	55	132	2.60
10	Dany Sabourin	66	157	2.67
11	Matt Keetley	91	219	2.70
12	David Shantz	32	83	2.75
13	Dwayne Roloson	125	376	3.01
14	J.S. Giguere	111	309	3.02
	Igor Karpenko	27	72	3.02
16	Brad Thiessen	34	99	3.11
17	Steve Guenette	120	379	3.20
18	Darrin Madeley	46	124	3.21
19	Andrei Trefilov	79	248	3.27
20	Leland Irving	194	447	3.38

C/I/AHL SAVE PERCENTAGE

Rank	Name	GP	Svs	Pct
1	Daniel Taylor	73	1704	0.925
2	Tyler Moss	57	1581	0.922
3	Joni Ortio	84	2193	0.916
4	Curtis McElhinney	131	2859	0.914
	Brent Krahn	141	3481	0.914
6	Barry Brust	35	805	0.911
7	J.S. Giguere	111	3061	0.908
	Kay Whitmore	36	816	0.908
	David Shantz	32	816	0.908
10	Leland Irving	194	4365	0.907
11	Dany Sabourin	66	1505	0.906
12	Igor Karpenko	27	689	0.905
13	Dwayne Roloson	125	3548	0.904
14	Levente Szuper	112	2351	0.903
15	Brad Thiessen	34	911	0.902
16	Matt Keetley	91	1977	0.900
	Darrin Madeley	46	1114	0.900
18	Martin Brochu	55	1174	0.899
19	Andrei Trefilov	79	2157	0.897
20	Ian Gordon	40	898	0.894

C/I/AHL SHUTOUTS

Rank	Name	GP	SO
1	Curtis McElhinney	131	13
	Leland Irving	194	13
3	Brent Krahn	141	11
4	Daniel Taylor	73	8
	Levente Szuper	112	8
6	Jason Muzzatti	147	6
	Joni Ortio	84	6
8	Barry Brust	35	5
	J.S. Giguere	111	5
	Dany Sabourin	66	5
	Matt Keetley	91	5
12	Doug Dadswell	74	3
	Dwayne Roloson	125	3
14	Jean-Philippe Lamoureux	19	2
	Igor Karpenko	27	2
	Brad Thiessen	34	2
	Martin Brochu	55	2
	11 tied at 1		

C/I/AHL GAMES PLAYED

Rank	Name	GP	Min	W	L	T	SO
1	Marc D'Amour	198	10715	84	75	13	1
2	Leland Irving	194	7945	93	79	10	13
3	Jason Muzzatti	147	8460	65	63	13	6
4	Brent Krahn	141	7942	68	52	13	11
5	Curtis McElhinney	131	7120	64	49	5	13
6	Dwayne Roloson	125	7486	58	45	20	3
7	Steve Guenette	120	7110	72	39	8	0
8	Levente Szuper	112	6083	43	46	9	8
9	J.S. Giguere	111	6146	51	43	9	5
10	Mike Vernon	93	5072	43	34	8	1
11	Matt Keetley	91	4875	28	40	9	5
12	Joni Ortio	84	4675	49	25	1	6
13	Andrei Trefilov	79	4548	34	32	11	0
14	Scott Sharples	75	4211	30	32	5	0
15	Doug Dadswell	74	3998	39	22	4	3
16	Daniel Taylor	73	3923	35	20	5	8
	Tim Bernhardt	73	4020	31	32	3	1
18	Wayne Cowley	72	3809	35	23	6	0
19	Dany Sabourin	66	3528	25	28	6	5
20	Tyler Moss	57	3203	27	16	9	0



ALL-TIME AFFILIATE (1980-PRESENT) NHL LEADERS - SKATERS

NHL GOALS

Rank	Name	Pos	GP	G
1	Brett Hull	R	1269	741
2	Theoren Fleury	R	1084	455
3	Gary Roberts	L	1224	438
4	Martin St. Louis	R	1134	391
5	Al MacInnis	D	1416	340
6	Cory Stillman	C	1025	278
7	Paul Henderson	L	707	236
8	Eric Vail	F	591	216
9	Joel Otto	C	943	195
10	Brian Bradley	C	651	182
11	Dave Lowry	L	1084	164
12	Paul Ranheim	L	1013	161
13	Steve Tambellini	C	553	160
14	Bob Gould	F	697	145
15	Stephane Matteau	L	848	144
16	Ales Kotalik	R	542	136
17	Devin Setoguchi	R	471	127
	Claude Lapointe	C	879	127
19	Bobby Lalonde	C	641	124
20	Daniel Marois	R	350	117

NHL ASSISTS

Rank	Name	Pos	GP	A
1	Al MacInnis	D	1416	934
2	Brett Hull	R	1269	650
3	Martin St. Louis	R	1134	642
4	Theoren Fleury	R	1084	633
5	Gary Roberts	L	1224	471
6	Cory Stillman	C	1025	449
7	Derek Morris	D	1107	332
8	Brian Bradley	C	651	321
9	Joel Otto	C	943	313
10	Eric Vail	F	591	260
11	Paul Henderson	L	707	241
12	Barry Gibbs	D	796	224
13	Bobby Lalonde	C	641	210
14	Paul Ranheim	L	1013	199
15	Steve Konroyd	D	895	195
16	Dave Lowry	L	1084	187
17	Mark Giordano	D	510	179
18	Claude Lapointe	C	879	178
19	Stephane Matteau	L	848	172
20	Jim Dowd	C	728	168

NHL POINTS

Rank	Name	Pos	GP	P
1	Brett Hull	R	1269	1391
2	Al MacInnis	D	1416	1274
3	Theoren Fleury	R	1084	1088
4	Martin St. Louis	R	1134	1033
5	Gary Roberts	L	1224	909
6	Cory Stillman	C	1025	727
7	Joel Otto	C	943	508
8	Brian Bradley	C	651	503
9	Paul Henderson	L	707	477
10	Eric Vail	F	591	476
11	Derek Morris	D	1107	424
12	Paul Ranheim	L	1013	360
13	Dave Lowry	L	1084	351
14	Stephane Matteau	L	848	316
15	Steve Tambellini	C	553	310
16	Claude Lapointe	C	879	305
17	Bob Gould	F	697	304
18	Ales Kotalik	R	542	284
19	Barry Gibbs	D	796	282
20	Gino Cavallini	L	593	273

NHL PIMS

Rank	Name	Pos	GP	PIM
1	Tim Hunter	F	815	3146
2	Gary Roberts	L	1224	2560
3	Shane Churla	R	488	2301
4	Stu Grimson	L	729	2113
5	Joel Otto	C	943	1934
6	Theoren Fleury	R	1084	1840
7	Jody Shelley	L	627	1538
8	Sandy McCarthy	R	736	1534
9	Al MacInnis	D	1416	1501
10	Krzysztof Oliwa	L	410	1447
11	Todd Simpson	D	580	1357
12	Jim Kyte	D	598	1342
13	Neil Sheehy	D	379	1311
14	Rod Buskas	D	556	1294
15	Wade Belak	D	549	1263
16	Dave Lowry	L	1084	1191
17	Paul Kruse	L	423	1074
18	Gary Rissling	L	221	1008
19	Derek Morris	D	1107	1004
20	Cale Hulse	D	619	1000

NHL GAMES PLAYED

Rank	Name	Pos	GP	G	A	P	PIM
1	Al MacInnis	D	1416	340	934	1274	1501
2	Brett Hull	R	1269	741	650	1391	458
3	Gary Roberts	L	1224	438	471	909	2560
4	Martin St. Louis	R	1134	391	642	1033	310
5	Derek Morris	D	1107	92	332	424	1004
6	Robyn Regehr	D	1090	36	163	199	972
7	Theoren Fleury	R	1084	455	633	1088	1840
	Dave Lowry	L	1084	164	187	351	1191
9	Cory Stillman	C	1025	278	449	727	489
10	Paul Ranheim	L	1013	161	199	360	288
11	Joel Otto	C	943	195	313	508	1934
12	Steve Konroyd	D	895	41	195	236	863
13	Claude Lapointe	C	879	127	178	305	721
14	Stephane Matteau	L	848	144	172	316	742
15	Tim Hunter	F	815	62	76	138	3146
16	Barry Gibbs	D	796	58	224	282	945
17	Sandy McCarthy	R	736	72	76	148	1534
18	Stu Grimson	L	729	17	22	39	2113
19	Jim Dowd	C	728	71	168	239	390
20	Mike Sullivan	C	709	54	82	136	203



ALL-TIME AFFILIATE (1980-PRESENT) NHL LEADERS - GOALTENDERS

To qualify to be included in the goalie leaders, a goaltender must have played 25 or more games with the only exception being Shutouts and Games Played.

NHL WINS

Rank	Name	GP	Min	W
1	Grant Fuhr	867	48945	403
2	Mike Vernon	781	44449	367
3	J.S. Giguere	597	33717	262
4	Reggie Lemelin	507	28016	236
5	Dwayne Roloson	606	34296	227
6	Trevor Kidd	387	21426	140
7	Rollie Melanson	291	16452	129
8	Fred Brathwaite	254	13840	81
9	Kay Whitmore	155	8596	60
10	Joey MacDonald	133	7331	44
11	Curtis McElhinney	129	6291	41
12	Steve Guenette	35	1958	19
13	Dany Sabourin	57	2900	18
14	Hardy Astrom	83	4456	17
	Tim Bernhardt	67	3748	17
16	Reto Berra	50	2468	14
17	Jason Muzzatti	62	3014	13
18	Andrei Trefilov	54	2663	12
19	Jim Pettie	21	1157	9
20	Doug Dadswell	28	1346	8

NHL GOALS AGAINST AVG.

Rank	Name	GP	GA	GAA
1	J.S. Giguere	597	1423	2.53
2	Dwayne Roloson	606	1552	2.72
3	Fred Brathwaite	254	629	2.73
4	Henrik Karlsson	26	60	2.79
5	Trevor Kidd	387	1014	2.84
6	Dany Sabourin	57	139	2.88
7	Reto Berra	50	121	2.94
8	Curtis McElhinney	129	309	2.95
9	Mike Vernon	781	2206	2.98
10	Joey MacDonald	133	367	3.00
11	Tyler Moss	30	81	3.25
12	Jason Muzzatti	62	167	3.32
13	Grant Fuhr	867	2756	3.38
14	Andrei Trefilov	54	153	3.45
	Reggie Lemelin	507	1612	3.45
16	Kay Whitmore	155	508	3.55
17	Rollie Melanson	291	995	3.63
18	Steve Guenette	35	122	3.74
	Hardy Astrom	83	278	3.74
20	Tim Bernhardt	67	267	4.27

NHL SAVE PERCENTAGE

Rank	Name	GP	Svs	Pct
1	J.S. Giguere	597	14902	0.913
2	Dwayne Roloson	606	15390	0.908
3	Curtis McElhinney	129	2954	0.905
	Henrik Karlsson	26	570	0.905
5	Joey MacDonald	133	3381	0.902
6	Reto Berra	50	1102	0.901
	Trevor Kidd	387	9224	0.901
	Fred Brathwaite	254	5715	0.901
9	Dany Sabourin	57	1224	0.898
10	Andrei Trefilov	54	1328	0.897
11	Jason Muzzatti	62	1411	0.894
12	Tyler Moss	30	665	0.891
13	Mike Vernon	781	17758	0.890
14	Grant Fuhr	867	21630	0.887
15	Steve Guenette	35	900	0.881
16	Kay Whitmore	155	3542	0.875
17	Darrin Madeley	39	919	0.868
18	Tim Bernhardt	67	1720	0.866
19	Doug Dadswell	28	601	0.859

NHL SHUTOUTS

Rank	Name	GP	SO
1	J.S. Giguere	597	38
2	Dwayne Roloson	606	29
3	Mike Vernon	781	27
4	Grant Fuhr	867	25
5	Trevor Kidd	387	19
6	Fred Brathwaite	254	15
7	Reggie Lemelin	507	12
8	Rollie Melanson	291	6
9	Curtis McElhinney	129	4
	Kay Whitmore	155	4
11	Joey MacDonald	133	2
	Dany Sabourin	57	2
	Andrei Trefilov	54	2
14	Jim Pettie	21	1
	Reto Berra	50	1
	Joni Ortio	15	1
	Jason Muzzatti	62	1
	Mike McKenna	22	1
	Steve Guenette	35	1

NHL GAMES PLAYED

Rank	Name	GP	Min	W	L	T	SO
1	Grant Fuhr	867	48945	403	295	114	25
2	Mike Vernon	781	44449	367	273	92	27
3	Dwayne Roloson	606	34296	227	257	82	29
4	J.S. Giguere	597	33717	262	212	75	38
5	Reggie Lemelin	507	28016	236	162	63	12
6	Trevor Kidd	387	21426	140	162	52	19
7	Rollie Melanson	291	16452	129	106	33	6
8	Fred Brathwaite	254	13840	81	99	37	15
9	Kay Whitmore	155	8596	60	64	16	4
10	Joey MacDonald	133	7331	44	66	15	2
11	Curtis McElhinney	129	6291	41	51	7	4
12	Hardy Astrom	83	4456	17	44	12	0
13	Tim Bernhardt	67	3748	17	36	7	0
14	Jason Muzzatti	62	3014	13	25	10	1
15	Dany Sabourin	57	2900	18	25	4	2
16	Andrei Trefilov	54	2663	12	25	4	2
17	Reto Berra	50	2468	14	22	4	1
18	Darrin Madeley	39	1928	4	23	5	0
19	Steve Guenette	35	1958	19	16	0	1
20	Tyler Moss	30	1496	6	16	1	0



ALL-TIME CALL-UP LIST

CONFIRMED CALL-UPS

The following lists represent confirmed NHL call-ups for each respective year. These lists merely reflect that a player was called-up to the NHL sometime during that season and that it can be confirmed through press releases, player stat sheets, etc. Lists do not include players that began the season in the NHL, but were sent down and never called-up afterwards; therefore, never were called-up in the first place. It is important to mention that collecting data to confirm call-ups from decades past proved to be a difficult task. Some names are left off these lists because the information needed to confirm those call-ups no longer exists.

2014-15 (ADIRONDACK FLAMES)																								
Name	NHL Debut?	Pos	AHL STATS							AHL PLAYOFF STATS					NHL STATS					NHL PLAYOFF STATS				
			GP	G	A	P	PIM	+/-	GP	G	A	P	PIM	GP	G	A	P	PIM	+/-	GP	G	A	P	PIM
Sven Baertschi	No	LW	36	8	17	25	6	0	--	--	--	--	--	15	0	4	4	6	-3	--	--	--	--	--
Micheal Ferland	Yes	LW	32	7	8	15	30	2	--	--	--	--	--	26	2	3	5	16	1	9	3	2	5	23
Markus Granlund	No	C	21	9	8	17	14	-2	--	--	--	--	--	48	8	10	18	16	-4	3	0	1	1	0
Josh Jooris	Yes	F	2	0	0	0	0	0	--	--	--	--	--	60	12	12	24	16	1	9	0	0	0	4
Corban Knight	No	C	22	8	4	12	12	-1	--	--	--	--	--	2	0	0	0	0	0	--	--	--	--	--
Brett Kulak	Yes	D	26	4	9	13	27	-2	--	--	--	--	--	1	0	0	0	2	0	--	--	--	--	--
Joni Ortio	No	G	37	0	0	0	0	--	--	--	--	--	--	6	0	0	0	0	--	--	--	--	--	--
Emile Poirier	Yes	LW	55	19	23	42	50	7	--	--	--	--	--	6	0	1	1	0	1	--	--	--	--	--
Corey Potter	No	D	25	0	10	10	18	10	--	--	--	--	--	6	0	0	0	0	-1	2	0	0	0	0
John Ramage	Yes	D	57	3	12	15	81	-3	--	--	--	--	--	1	0	0	0	0	-1	--	--	--	--	--
Max Reinhart	No	C	69	15	24	39	38	-11	--	--	--	--	--	4	0	0	0	0	-3	--	--	--	--	--
Drew Shore	No	C	12	3	4	7	8	0	--	--	--	--	--	11	1	2	3	0	-5	1	0	0	0	2
David Wolf	Yes	LW	59	20	18	38	168	8	--	--	--	--	--	3	0	0	0	2	0	1	0	0	0	0
Tyler Wotherspoon	No	D	61	2	22	24	20	-1	--	--	--	--	--	1	0	0	0	0	-3	6	0	0	0	0

2013-14 (ABBOTSFORD HEAT)																								
Name	NHL Debut?	Pos	AHL STATS							AHL PLAYOFF STATS					NHL STATS					NHL PLAYOFF STATS				
			GP	G	A	P	PIM	+/-	GP	G	A	P	PIM	GP	G	A	P	PIM	+/-	GP	G	A	P	PIM
Reto Berra	Yes	G	9	0	0	0	0	--	--	--	--	--	--	29	0	0	0	2	--	--	--	--	--	--
Chad Billins	Yes	D	65	10	32	42	40	6	4	0	2	2	2	10	0	3	3	0	-3	--	--	--	--	--
Christopher Breen	Yes	D	41	1	3	4	29	-10	4	0	2	2	2	9	0	2	2	5	1	--	--	--	--	--
Paul Byron	No	C	23	5	13	18	4	10	--	--	--	--	--	47	7	14	21	27	6	--	--	--	--	--
Mark Cundari	No	D	32	4	6	10	45	-1	--	--	--	--	--	4	0	0	0	0	-4	--	--	--	--	--
Markus Granlund	Yes	C	52	25	21	46	22	10	4	2	3	5	2	7	2	1	3	0	2	--	--	--	--	--
Ben Hanowski	No	RW	55	13	18	31	18	1	4	0	1	1	2	11	0	2	2	2	-2	--	--	--	--	--
Roman Horak	No	C	13	2	5	7	6	-4	--	--	--	--	--	1	0	0	0	0	0	--	--	--	--	--
Blair Jones	No	C	38	17	21	38	47	-8	4	0	1	1	6	14	2	0	2	21	0	--	--	--	--	--
Corban Knight	Yes	C	70	18	26	44	50	11	2	0	1	1	2	7	1	0	1	0	-1	--	--	--	--	--
Lane MacDermid	No	LW	25	1	1	2	24	-2	--	--	--	--	--	1	0	0	0	7	-1	--	--	--	--	--
Joey MacDonald	No	G	16	0	1	1	0	--	--	--	--	--	--	11	0	0	0	2	--	--	--	--	--	--
Joni Ortio	Yes	G	37	0	0	0	6	--	4	0	1	1	0	9	0	2	2	0	--	--	--	--	--	--
Max Reinhart	No	C	66	21	42	63	47	6	4	1	3	4	4	8	0	2	2	2	1	--	--	--	--	--
Derek Smith	No	D	32	7	17	24	22	9	1	0	0	0	0	14	0	1	1	2	-10	--	--	--	--	--
Ben Street	No	C	58	28	32	60	24	-10	4	0	1	1	2	13	0	1	1	4	-2	--	--	--	--	--
Tyler Wotherspoon	Yes	D	48	1	8	9	12	13	--	--	--	--	--	14	0	4	4	4	-3	--	--	--	--	--



ALL-TIME CALL-UP LIST

CONFIRMED CALL-UPS (CONTINUED)

2012-13 (ABBOTSFORD HEAT)																								
Name	NHL Debut?	Pos	AHL STATS							AHL PLAYOFF STATS					NHL STATS					NHL PLAYOFF STATS				
			GP	G	A	P	PIM	+/-	GP	G	A	P	PIM	GP	G	A	P	PIM	+/-	GP	G	A	P	PIM
Akim Aliu	No	LW	42	4	7	11	111	-7	--	--	--	--	--	5	0	0	0	14	-2	--	--	--	--	--
Sven Baertschi	No	LW	32	10	16	26	16	-1	--	--	--	--	--	20	3	7	10	6	0	--	--	--	--	--
Carter Bancks	Yes	LW	59	5	7	12	53	4	--	--	--	--	--	2	0	0	0	0	0	--	--	--	--	--
T.J. Brodie	No	D	35	1	19	20	22	5	--	--	--	--	--	47	2	12	14	8	-9	--	--	--	--	--
Paul Byron	No	C	38	6	9	15	38	-7	--	--	--	--	--	4	0	1	1	2	-2	--	--	--	--	--
Brett Carson	No	LW	26	6	5	11	16	-5	--	--	--	--	--	10	0	1	1	0	-1	--	--	--	--	--
Mark Cundari	Yes	D	2	0	3	3	13	3	--	--	--	--	--	4	1	2	3	2	-2	--	--	--	--	--
Roman Horak	No	C	59	16	14	30	24	-8	--	--	--	--	--	20	2	5	7	2	-5	--	--	--	--	--
Leland Irving	No	G	12	0	0	0	0	--	--	--	--	--	--	6	0	1	1	0	--	--	--	--	--	
Blair Jones	No	C	21	3	4	7	23	0	--	--	--	--	--	15	0	1	1	10	-6	--	--	--	--	--
Max Reinhart	Yes	C	67	7	14	21	32	-26	--	--	--	--	--	11	1	2	3	4	-3	--	--	--	--	--
Ben Street	Yes	C	69	15	22	37	22	-8	--	--	--	--	--	6	0	1	1	0	-1	--	--	--	--	--
Daniel Taylor	No	G	40	0	1	1	2	--	--	--	--	--	--	2	0	0	0	0	--	--	--	--	--	

2011-12 (ABBOTSFORD HEAT)																								
Name	NHL Debut?	Pos	AHL STATS							AHL PLAYOFF STATS					NHL STATS					NHL PLAYOFF STATS				
			GP	G	A	P	PIM	+/-	GP	G	A	P	PIM	GP	G	A	P	PIM	+/-	GP	G	A	P	PIM
Akim Aliu	Yes	LW	42	10	4	14	59	-13	5	0	1	1	28	2	2	1	3	12	3	--	--	--	--	--
Lance Bouma	No	LW	31	3	3	6	53	-9	--	--	--	--	--	27	1	2	3	11	-5	--	--	--	--	--
T.J. Brodie	No	D	12	1	2	3	10	4	--	--	--	--	--	54	2	12	14	14	3	--	--	--	--	--
Paul Byron	No	C	39	7	14	21	40	0	8	1	3	4	2	22	3	2	5	2	3	--	--	--	--	--
Brett Carson	No	LW	34	2	6	8	10	-6	3	0	0	0	2	2	0	0	0	0	-2	--	--	--	--	--
Guillaume Desbiens	No	RW	59	3	11	14	114	-18	7	1	0	1	21	10	0	0	0	25	-1	--	--	--	--	--
Roman Horak	No	C	14	2	2	4	6	-4	8	0	3	3	2	61	3	8	11	14	3	--	--	--	--	--
Leland Irving	Yes	G	39	0	1	1	17	--	1	0	0	0	0	7	0	0	0	0	--	--	--	--	--	
Raitis Ivanans	No	LW	27	2	3	5	37	2	--	--	--	--	--	1	0	0	0	0	-1	--	--	--	--	--
Henrik Karlsson	No	G	4	0	0	0	0	--	--	--	--	--	--	9	0	0	0	0	--	--	--	--	--	
Krys Kolanos	No	C	47	30	31	61	47	20	7	5	5	10	6	13	0	1	1	2	-1	--	--	--	--	--
Greg Nemisz	No	C	51	13	16	29	29	5	8	2	4	6	4	9	0	0	0	0	1	--	--	--	--	--
Joe Piskula	No	D	59	3	15	18	48	10	6	0	1	1	0	5	0	0	0	2	-5	--	--	--	--	--
Clay Wilson	No	D	66	16	27	43	41	9	8	2	4	6	12	5	0	0	0	4	0	--	--	--	--	--

2010-11 (ABBOTSFORD HEAT)																								
Name	NHL Debut?	Pos	AHL STATS							AHL PLAYOFF STATS					NHL STATS					NHL PLAYOFF STATS				
			GP	G	A	P	PIM	+/-	GP	G	A	P	PIM	GP	G	A	P	PIM	+/-	GP	G	A	P	PIM
Mikael Backlund	No	C	1	0	0	0	0	-1	--	--	--	--	--	73	10	15	25	18	4	--	--	--	--	--
Lance Bouma	Yes	LW	61	12	8	20	53	-12	--	--	--	--	--	16	0	1	1	2	-1	--	--	--	--	--
Ales Kotalik	No	RW	25	6	16	22	10	6	--	--	--	--	--	26	4	2	6	8	-7	--	--	--	--	--
Brendan Mikkelsen	No	D	4	0	1	1	4	1	--	--	--	--	--	19	0	1	1	2	-5	--	--	--	--	--
Greg Nemisz	Yes	C	68	14	19	33	28	-8	--	--	--	--	--	6	0	1	1	0	-1	--	--	--	--	--



ALL-TIME CALL-UP LIST

CONFIRMED CALL-UPS (CONTINUED)

2009-10 (ABBOTSFORD HEAT)

Name	NHL Debut?	Pos	AHL STATS						AHL PLAYOFF STATS					NHL STATS					NHL PLAYOFF STATS					
			GP	G	A	P	PIM	+/-	GP	G	A	P	PIM	GP	G	A	P	PIM	+/-	GP	G	A	P	PIM
Mikael Backlund	No	C	54	15	17	32	26	0	13	1	8	9	14	23	1	9	10	6	5	--	--	--	--	--
Jason Jaffray	No	LW	72	25	29	54	70	24	9	2	1	3	8	3	0	0	0	0	-1	--	--	--	--	--
Staffan Kronwall	No	D	44	5	23	28	24	1	9	0	2	2	0	11	1	2	3	2	-1	--	--	--	--	--
Jamie Lundmark	No	C	32	9	12	21	64	4	--	--	--	--	--	21	4	5	9	4	-6	--	--	--	--	--
Brett Sutter	No	C	66	9	15	24	69	-1	13	4	7	11	20	10	0	0	0	5	-1	--	--	--	--	--

2008-09 (QUAD CITY FLAMES)

Name	NHL Debut?	Pos	AHL STATS						AHL PLAYOFF STATS					NHL STATS					NHL PLAYOFF STATS					
			GP	G	A	P	PIM	+/-	GP	G	A	P	PIM	GP	G	A	P	PIM	+/-	GP	G	A	P	PIM
Dustin Boyd	No	C	5	2	0	2	2	1	--	--	--	--	--	71	11	11	22	10	-11	5	1	0	1	0
Kris Chucko	Yes	RW	74	28	23	51	59	-8	--	--	--	--	--	2	0	0	0	2	0	--	--	--	--	--
Anders Eriksson	No	D	64	4	45	49	60	8	--	--	--	--	--	--	--	--	--	--	--	2	0	0	0	0
Kyle Greentree	No	LW	79	39	37	76	63	-4	--	--	--	--	--	2	0	0	0	0	-1	--	--	--	--	--
Jamie Lundmark	No	C	54	15	37	52	31	-13	--	--	--	--	--	27	8	8	16	17	2	2	0	0	0	0
Matt Pelech	Yes	RW	59	3	6	9	130	-3	--	--	--	--	--	5	0	3	3	9	1	--	--	--	--	--
Warren Peters	Yes	C	62	11	6	17	51	-8	--	--	--	--	--	16	1	0	1	12	-2	4	0	0	0	0
Brett Sutter	Yes	C	71	10	15	25	50	-3	--	--	--	--	--	4	1	0	1	2	-2	--	--	--	--	--
David Van Der Gulik	Yes	RW	73	17	19	36	58	5	--	--	--	--	--	6	0	2	2	0	-1	--	--	--	--	--

2007-08 (QUAD CITY FLAMES)

Name	NHL Debut?	Pos	AHL STATS						AHL PLAYOFF STATS					NHL STATS					NHL PLAYOFF STATS					
			GP	G	A	P	PIM	+/-	GP	G	A	P	PIM	GP	G	A	P	PIM	+/-	GP	G	A	P	PIM
Dustin Boyd	No	C	18	2	7	9	4	-6	--	--	--	--	--	48	7	5	12	6	-11	--	--	--	--	--
Matt Keetley	Yes	G	26	0	0	0	4	--	--	--	--	--	--	1	0	0	0	0	--	--	--	--	--	--
Curtis McElhinney	No	G	41	0	0	0	4	--	--	--	--	--	--	5	0	0	0	0	--	--	--	--	--	--
Eric Nystrom	No	LW	18	4	3	7	15	-1	--	--	--	--	--	44	3	7	10	48	-5	7	0	0	0	2
Tim Ramholt	Yes	D	77	4	20	24	73	-3	--	--	--	--	--	1	0	0	0	0	-1	--	--	--	--	--

2006-07 (OMAHA AK-SAR-BEN KNIGHTS)

Name	NHL Debut?	Pos	AHL STATS						AHL PLAYOFF STATS					NHL STATS					NHL PLAYOFF STATS					
			GP	G	A	P	PIM	+/-	GP	G	A	P	PIM	GP	G	A	P	PIM	+/-	GP	G	A	P	PIM
Dustin Boyd	Yes	C	66	27	33	60	34	-9	6	1	1	2	0	13	2	2	4	4	5	--	--	--	--	--
Brad Ference	No	D	73	3	23	26	210	-4	6	0	0	0	6	5	0	0	0	2	-1	--	--	--	--	--
Carsen Gernymyn	No	LW	77	28	32	60	124	-5	6	1	1	2	2	2	0	0	0	0	0	--	--	--	--	--
Mark Giordano	No	D	5	0	2	2	8	4	3	0	1	1	2	48	7	8	15	36	7	4	1	0	1	0
Eric Godard	No	LW	36	5	4	9	94	-2	--	--	--	--	--	19	0	1	1	50	0	--	--	--	--	--
Tomi Maki	Yes	RW	67	4	11	15	20	-8	6	1	1	2	2	1	0	0	0	0	0	--	--	--	--	--
David Moss	Yes	RW	28	9	12	21	22	1	--	--	--	--	--	41	10	8	18	12	5	6	0	1	1	0
Brandon Prust	Yes	LW	63	17	10	27	211	5	6	0	3	3	20	10	0	0	0	25	1	--	--	--	--	--
Richie Regehr	No	D	22	5	9	14	37	16	--	--	--	--	--	6	1	1	2	0	-1	--	--	--	--	--



ALL-TIME CALL-UP LIST

CONFIRMED CALL-UPS (CONTINUED)

2005-06 (OMAHA AK-SAR-BEN KNIGHTS)

Name	NHL Debut?	Pos	AHL STATS							AHL PLAYOFF STATS					NHL STATS						NHL PLAYOFF STATS				
			GP	G	A	P	PIM	+/-	GP	G	A	P	PIM	GP	G	A	P	PIM	+/-	GP	G	A	P	PIM	
Carsen Germyn	Yes	LW	77	24	31	55	127	-13	--	--	--	--	--	2	0	0	0	0	-1	--	--	--	--	--	
Mark Giordano	Yes	D	73	16	42	58	141	-1	--	--	--	--	--	7	0	1	1	8	2	--	--	--	--	--	
Matthew Lombardi	No	C	1	1	1	2	0	1	--	--	--	--	--	55	6	20	26	48	-1	7	0	2	2	2	
Lynn Loyns	No	F	68	9	8	17	50	-4	--	--	--	--	--	1	0	0	0	0	0	--	--	--	--	--	
Craig MacDonald	No	C	37	8	19	27	57	3	--	--	--	--	--	25	3	2	5	8	5	1	0	0	0	0	
Eric Nystrom	Yes	LW	78	15	18	33	37	-2	--	--	--	--	--	2	0	0	0	0	-1	--	--	--	--	--	
Richie Regehr	Yes	D	48	7	23	30	56	-4	--	--	--	--	--	14	0	2	2	6	0	--	--	--	--	--	

LOCKOUT YEAR 2004-05 (LOWELL LOCK MONSTERS) LOCKOUT YEAR

2003-04 (LOWELL LOCK MONSTERS)

Name	NHL Debut?	Pos	AHL STATS							AHL PLAYOFF STATS					NHL STATS						NHL PLAYOFF STATS				
			GP	G	A	P	PIM	+/-	GP	G	A	P	PIM	GP	G	A	P	PIM	+/-	GP	G	A	P	PIM	
Mike Commodore	No	D	7	0	3	3	18	1	--	--	--	--	--	12	0	0	0	25	-4	20	0	2	2	19	
Brennan Evans	Yes (PO)	D	64	1	9	10	65	3	--	--	--	--	--	--	--	--	--	--	--	2	0	0	0	0	
Josh Green	No	C	22	6	9	15	46	1	--	--	--	--	--	36	2	4	6	24	-3	--	--	--	--	--	
Lynn Loyns	No	F	18	6	6	12	9	1	--	--	--	--	--	12	0	2	2	2	-2	--	--	--	--	--	
Jason Morgan	No	C	21	6	13	19	16	2	--	--	--	--	--	13	0	2	2	2	1	--	--	--	--	--	
Dany Sabourin	Yes	G	14	0	0	0	0	--	--	--	--	--	--	4	0	1	1	0	--	--	--	--	--	--	
Martin Sonnenberg	No	LW	48	20	22	42	46	15	--	--	--	--	--	5	0	0	0	2	-2	--	--	--	--	--	

2002-03 (SAINT JOHN FLAMES)

Name	NHL Debut?	Pos	AHL STATS							AHL PLAYOFF STATS					NHL STATS						NHL PLAYOFF STATS				
			GP	G	A	P	PIM	+/-	GP	G	A	P	PIM	GP	G	A	P	PIM	+/-	GP	G	A	P	PIM	
Blair Betts	No	C	19	6	7	13	6	2	--	--	--	--	--	9	1	3	4	0	3	--	--	--	--	--	
Robert Dome	No	RW	56	27	29	56	41	2	--	--	--	--	--	1	0	0	0	0	0	--	--	--	--	--	
Micki DuPont	No	D	44	12	21	33	73	2	--	--	--	--	--	16	1	2	3	4	-5	--	--	--	--	--	
Jordan Leopold	No	D	3	1	2	3	0	-3	--	--	--	--	--	58	4	10	14	12	-15	--	--	--	--	--	
Dave Lowry	No	LW	22	3	6	9	16	3	--	--	--	--	--	34	5	14	19	22	4	--	--	--	--	--	
Steve Montador	No	D	11	1	7	8	20	-4	--	--	--	--	--	11	1	7	8	20	-4	--	--	--	--	--	
Rick Mrozik	Yes	D	68	2	10	12	46	9	--	--	--	--	--	2	0	0	0	0	0	--	--	--	--	--	
Oleg Saprykin	No	LW	21	12	9	21	22	-2	--	--	--	--	--	52	8	15	23	46	5	--	--	--	--	--	
Jamie Wright	No	LW	3	2	1	3	0	0	--	--	--	--	--	19	2	2	4	12	1	--	--	--	--	--	



ALL-TIME CALL-UP LIST

CONFIRMED CALL-UPS (CONTINUED)

2001-02 (SAINT JOHN FLAMES)																								
Name	NHL Debut?	Pos	AHL STATS							AHL PLAYOFF STATS					NHL STATS					NHL PLAYOFF STATS				
			GP	G	A	P	PIM	+/-	GP	G	A	P	PIM	GP	G	A	P	PIM	+/-	GP	G	A	P	PIM
Blair Betts	Yes	C	67	20	29	49	10	-3	--	--	--	--	--	6	1	0	1	2	-1	--	--	--	--	--
Jason Botterill	No	LW	71	21	21	42	121	-11	--	--	--	--	--	4	1	0	1	2	-3	--	--	--	--	--
Ryan Christie	No	LW	77	21	18	39	61	-19	--	--	--	--	--	2	0	0	0	0	-1	--	--	--	--	--
Micki DuPont	Yes	D	77	7	33	40	77	-17	--	--	--	--	--	2	0	0	0	2	0	--	--	--	--	--
Jukka Hentunen	Yes	RW	9	3	3	6	0	1	--	--	--	--	--	28	2	3	5	4	-9	--	--	--	--	--
Alan Letang	No	D	61	4	24	28	33	-11	--	--	--	--	--	2	0	0	0	0	-2	--	--	--	--	--
Steve Montador	Yes	D	67	9	16	25	107	-11	--	--	--	--	--	11	1	2	3	26	-2	--	--	--	--	--
Oleg Saprykin	No	LW	52	5	19	24	53	-8	--	--	--	--	--	3	0	0	0	0	-2	--	--	--	--	--
Kay Whitmore	No	G	36	0	0	0	0	--	--	--	--	--	--	1	0	0	0	0	--	--	--	--	--	--
Jamie Wright	No	LW	34	11	13	24	34	7	--	--	--	--	--	44	4	12	16	20	6	--	--	--	--	--

2000-01 (SAINT JOHN FLAMES)																								
Name	NHL Debut?	Pos	AHL STATS							AHL PLAYOFF STATS					NHL STATS					NHL PLAYOFF STATS				
			GP	G	A	P	PIM	+/-	GP	G	A	P	PIM	GP	G	A	P	PIM	+/-	GP	G	A	P	PIM
Steve Begin	No	LW	58	14	14	28	109	16	19	10	7	17	18	4	0	0	0	21	0	--	--	--	--	--
Chris Clark	No	RW	48	18	17	35	131	22	18	4	10	14	49	29	5	1	6	38	0	--	--	--	--	--
Rico Fata	No	RW	70	23	29	52	129	10	19	2	3	5	22	5	0	0	0	6	-3	--	--	--	--	--
Benoit Gratton	No	C	53	10	36	46	153	23	--	--	--	--	--	14	1	3	4	14	0	--	--	--	--	--
Daniel Tkaczuk	Yes	C	50	15	21	36	48	5	14	10	9	19	4	19	4	7	11	14	1	--	--	--	--	--

1999-00 (SAINT JOHN FLAMES)																								
Name	NHL Debut?	Pos	AHL STATS							AHL PLAYOFF STATS					NHL STATS					NHL PLAYOFF STATS				
			GP	G	A	P	PIM	+/-	GP	G	A	P	PIM	GP	G	A	P	PIM	+/-	GP	G	A	P	PIM
Steve Begin	No	LW	47	13	12	25	99	10	--	--	--	--	--	13	1	1	2	18	-3	--	--	--	--	--
Fred Brathwaite	No	G	2	0	0	0	0	--	--	--	--	--	--	61	0	0	0	4	--	--	--	--	--	--
Eric Charron	No	D	37	2	15	17	82	-2	--	--	--	--	--	21	0	0	0	37	-3	--	--	--	--	--
Chris Clark	Yes	RW	48	16	17	33	134	11	--	--	--	--	--	22	0	1	1	14	-3	--	--	--	--	--
Jeff Cowan	Yes	LW	47	15	10	25	77	-5	--	--	--	--	--	13	4	1	5	16	2	--	--	--	--	--
Hnat Domenichelli	No	C	12	6	7	13	8	2	--	--	--	--	--	32	5	9	14	12	0	--	--	--	--	--
Grant Fuhr	No	G	2	0	0	0	0	--	--	--	--	--	--	23	0	0	0	2	--	--	--	--	--	--
J.S. Giguere	No	G	41	0	2	2	39	--	3	0	0	0	0	7	0	0	0	2	--	--	--	--	--	--
Benoit Gratton	No	C	65	17	49	66	137	-6	3	0	1	1	4	10	0	2	2	10	1	--	--	--	--	--
Robyn Regehr	Yes	D	5	0	0	0	0	-3	--	--	--	--	--	57	5	7	12	46	-2	--	--	--	--	--
David Roche	No	LW	67	22	21	43	130	-13	3	0	1	1	8	2	0	0	0	5	-1	--	--	--	--	--
Darrel Scoville	Yes	D	64	11	25	36	99	15	3	1	2	3	0	6	0	0	0	2	1	--	--	--	--	--
Lee Sorochan	No	D	60	4	37	41	124	1	3	2	1	3	12	1	0	0	0	0	0	--	--	--	--	--
Martin St. Louis	No	RW	17	15	11	26	14	5	--	--	--	--	--	56	3	15	18	22	-5	--	--	--	--	--
Sergei Varlamov	No	LW	68	20	21	41	88	-18	3	0	0	0	24	7	3	0	3	0	0	--	--	--	--	--



ALL-TIME CALL-UP LIST

CONFIRMED CALL-UPS (CONTINUED)

1998-99 (SAINTJOHN FLAMES)																								
Name	NHL Debut?	Pos	AHL STATS							AHL PLAYOFF STATS					NHL STATS					NHL PLAYOFF STATS				
			GP	G	A	P	PIM	+/-	GP	G	A	P	PIM	GP	G	A	P	PIM	+/-	GP	G	A	P	PIM
Wade Belak	No	D	12	0	2	2	43	-3	6	0	1	1	23	9	0	1	1	23	3	--	--	--	--	--
Eric Charron	No	D	50	10	12	22	148	-4	3	1	0	1	22	12	0	1	1	14	6	--	--	--	--	--
Chris Dingman	No	LW	50	5	7	12	140	-12	--	--	--	--	--	2	0	0	0	17	2	--	--	--	--	--
Hnat Domenichelli	No	C	51	25	21	46	26	-13	7	4	4	8	2	23	5	5	10	11	4	--	--	--	--	--
Denis Gauthier	No	D	16	0	3	3	31	-3	--	--	--	--	--	55	3	4	7	68	3	--	--	--	--	--
J.S. Giguere	No	G	39	0	1	1	10	--	7	0	0	0	0	15	0	1	1	4	--	--	--	--	--	--
Eric Landry	No	C	56	19	22	41	158	4	7	2	5	7	12	3	0	1	1	0	1	--	--	--	--	--
Tyler Moss	No	G	9	0	0	0	0	--	--	--	--	--	--	11	0	1	1	0	--	--	--	--	--	--
Chris O'Sullivan	No	D	41	7	29	36	24	-10	--	--	--	--	--	10	0	1	1	2	1	--	--	--	--	--
David Roche	Yes	LW	7	0	3	3	6	2	--	--	--	--	--	36	3	3	6	44	1	--	--	--	--	--
Martin St. Louis	No	RW	53	28	34	62	30	-2	7	4	4	8	2	13	1	1	2	10	2					
Rocky Thompson	No	RW	27	2	2	4	108	-5	--	--	--	--	--	3	0	0	0	25	0	--	--	--	--	--

1997-98 (SAINTJOHN FLAMES)																								
Name	NHL Debut?	Pos	AHL STATS							AHL PLAYOFF STATS					NHL STATS					NHL PLAYOFF STATS				
			GP	G	A	P	PIM	+/-	GP	G	A	P	PIM	GP	G	A	P	PIM	+/-	GP	G	A	P	PIM
Jamie Allison	No	D	16	0	5	5	49	3	--	--	--	--	--	43	3	8	11	104	3	--	--	--	--	--
Erik Andersson	Yes	LW	29	5	9	14	29	6	--	--	--	--	--	12	2	1	3	8	-4	--	--	--	--	--
Joel Bouchard	No	D	3	2	1	3	6	4	--	--	--	--	--	44	5	7	12	57	0	--	--	--	--	--
Travis Brigley	Yes	LW	79	17	15	32	28	-8	8	0	0	0	0	2	0	0	0	2	0	--	--	--	--	--
Eric Charron	No	D	56	8	20	28	136	10	20	1	7	8	55	2	0	0	0	4	0	--	--	--	--	--
Hnat Domenichelli	No	C	48	33	13	46	24	12	19	7	8	15	14	31	9	7	16	6	4	--	--	--	--	--
Jim Dowd	No	C	35	8	30	38	20	5	19	3	13	16	10	48	6	8	14	12	10	--	--	--	--	--
Denis Gauthier	Yes	D	68	4	20	24	154	-5	21	0	4	4	83	10	0	0	0	16	-5	--	--	--	--	--
Aaron Gavey	No	C	8	4	3	7	28	2	--	--	--	--	--	26	2	3	5	24	-5	--	--	--	--	--
Todd Hlushko	No	LW	33	10	14	24	48	-4	21	13	4	17	61	13	0	1	1	27	0	--	--	--	--	--
Ladislav Kohn	No	RW	65	25	31	56	90	10	21	14	6	20	20	4	0	1	1	0	2	--	--	--	--	--
Eric Landry	Yes	C	61	17	21	38	194	7	20	4	6	10	58	12	1	0	1	4	-2	--	--	--	--	--
Tyler Moss	Yes	G	39	0	0	0	16	--	15	0	0	0	2	6	0	0	0	0	--	--	--	--	--	--
Chris O'Sullivan	No	D	32	4	10	14	2	-11	21	2	17	19	18	12	0	2	2	10	4	--	--	--	--	--
Dwayne Roloson	No	G	4	0	1	1	2	--	--	--	--	--	--	39	0	4	4	10	--	--	--	--	--	--
Rocky Thompson	Yes	RW	51	3	0	3	187	-4	18	1	1	2	47	12	0	0	0	61	0	--	--	--	--	--



ALL-TIME CALL-UP LIST

CONFIRMED CALL-UPS (CONTINUED)

1996-97 (SAINT JOHN FLAMES)																								
		AHL STATS							AHL PLAYOFF STATS					NHL STATS					NHL PLAYOFF STATS					
Name	NHL Debut?	Pos	GP	G	A	P	PIM	+/-	GP	G	A	P	PIM	GP	G	A	P	PIM	+/-	GP	G	A	P	PIM
Jamie Allison	No	D	46	3	6	9	139	-10	5	0	1	1	4	20	0	0	0	35	-4	--	--	--	--	--
Sami Helenius	Yes	D	72	5	10	15	218	-8	2	0	0	0	0	3	0	1	1	0	1	--	--	--	--	--
Dale McTavish	Yes	C	53	16	21	37	65	2	3	0	1	1	0	9	1	2	3	2	-4	--	--	--	--	--
Marty Murray	No	C	67	19	39	58	40	-9	5	2	3	5	4	2	0	0	0	4	0	--	--	--	--	--
Chris O'Sullivan	No	D	29	3	8	11	17	-3	5	0	4	4	0	27	2	8	10	2	0	--	--	--	--	--
Dwayne Roloson	Yes	G	8	0	0	0	10	--	--	--	--	--	--	31	0	0	0	2	--	--	--	--	--	
Paxton Schulte	Yes	LW	71	14	23	37	274	-7	4	2	0	2	35	1	0	0	0	2	1	--	--	--	--	--
Ed Ward	No	RW	1	0	0	0	0	0	--	--	--	--	--	40	5	8	13	49	-3	--	--	--	--	--

1995-96 (SAINT JOHN FLAMES)																								
		AHL STATS							AHL PLAYOFF STATS					NHL STATS					NHL PLAYOFF STATS					
Name	NHL Debut?	Pos	GP	G	A	P	PIM	+/-	GP	G	A	P	PIM	GP	G	A	P	PIM	+/-	GP	G	A	P	PIM
Joel Bouchard	No	D	74	8	25	33	104	5	16	1	4	5	10	4	0	0	0	4	0	--	--	--	--	--
Kevin Dahl	No	D	23	4	11	15	37	2	--	--	--	--	--	32	1	1	2	26	-2	1	0	0	0	0
Cale Hulse	No	D	13	2	7	9	39	-1	--	--	--	--	--	3	0	0	0	5	3	1	0	0	0	0
Dan Kecmer	No	D	22	3	11	14	14	-2	--	--	--	--	--	13	0	0	0	14	-6	--	--	--	--	--
Sheldon Kennedy	No	RW	3	4	0	4	8	2	--	--	--	--	--	41	3	7	10	36	3	3	1	0	1	2
Ladislav Kohn	Yes	RW	73	28	45	73	97	3	16	6	5	11	12	5	1	0	1	2	-1	--	--	--	--	--
Claude Lapointe	No	C	12	5	3	8	10	4	--	--	--	--	--	32	4	5	9	20	2	2	0	0	0	0
Marty Murray	No	C	58	25	31	56	20	-4	14	2	4	6	4	15	3	3	6	0	-4	--	--	--	--	--
Jarrold Skalde	No	C	68	27	40	67	98	-1	16	4	9	13	6	1	0	0	0	0	0	--	--	--	--	--
Niklas Sundblad	Yes	RW	74	16	20	36	66	6	16	0	4	4	14	2	0	0	0	0	0	--	--	--	--	--
Pavel Torgayev	Yes	C	16	11	6	17	18	-3	--	--	--	--	--	41	6	10	16	14	2	1	0	0	0	0

1994-95 (SAINT JOHN FLAMES)																								
		AHL STATS							AHL PLAYOFF STATS					NHL STATS					NHL PLAYOFF STATS					
Name	NHL Debut?	Pos	GP	G	A	P	PIM	+/-	GP	G	A	P	PIM	GP	G	A	P	PIM	+/-	GP	G	A	P	PIM
Joel Bouchard	Yes	D	77	6	25	31	63	2	5	1	0	1	4	2	0	0	0	0	0	--	--	--	--	--
Neil Eisenhut	No	C	75	16	39	55	30	-5	5	1	1	2	6	3	0	0	0	0	0	--	--	--	--	--
Mark Greig	No	RW	67	31	50	81	82	-15	2	0	1	1	0	8	1	1	2	2	1	--	--	--	--	--
Todd Hlushko	No	LW	46	22	10	32	36	-15	4	2	2	4	22	2	0	1	1	2	1	1	0	0	0	2
Scott Morrow	Yes	LW	64	18	21	39	105	-1	5	2	0	2	4	4	0	0	0	0	0	--	--	--	--	--
Jason Muzzatti	No	G	31	0	1	1	37	--	--	--	--	--	--	1	0	0	0	0	--	--	--	--	--	--
Barry Nieckar	No	LW	65	8	7	15	491	9	4	0	0	0	22	3	0	0	0	12	0	--	--	--	--	--
Cory Stillman	Yes	C	63	28	53	81	70	-21	5	0	2	2	2	10	0	2	2	2	1	--	--	--	--	--
Andrei Trefilov	No	G	7	0	0	0	2	--	--	--	--	--	--	6	0	0	0	0	--	--	--	--	--	--
Vesa Viitakoski	No	LW	56	17	26	43	8	-22	4	0	1	1	2	10	1	2	3	6	-1	--	--	--	--	--
Ed Ward	No	RW	11	4	5	9	20	5	5	1	0	1	10	2	1	1	2	2	-2	--	--	--	--	--



ALL-TIME CALL-UP LIST

CONFIRMED CALL-UPS (CONTINUED)

1993-94 (SAINT JOHN FLAMES)																									
Name	NHL Debut?	Pos	AHL STATS						AHL PLAYOFF STATS					NHL STATS						NHL PLAYOFF STATS					
			GP	G	A	P	PIM	+/-	GP	G	A	P	PIM	GP	G	A	P	PIM	+/-	GP	G	A	P	PIM	
Peter Ahola	No	D	66	9	19	28	59	3	6	1	2	3	12	2	0	0	0	0	0	0	--	--	--	--	--
Kevin Dahl	No	D	2	0	0	0	0	1	--	--	--	--	--	33	0	3	3	23	-2	6	0	0	0	4	
Len Esau	No	D	75	12	36	48	129	-15	7	2	2	4	6	6	0	3	3	7	-1	--	--	--	--	--	
Mark Freer	No	C	77	33	53	86	45	22	7	2	4	6	16	2	0	0	0	4	0	--	--	--	--	--	
David Haas	No	LW	37	11	17	28	108	-7	--	--	--	--	--	2	1	1	2	7	2	--	--	--	--	--	
Guy Larose	No	C	15	11	11	22	20	7	7	3	2	5	22	7	0	1	1	4	-3	--	--	--	--	--	
Brad Miller	No	D	36	3	12	15	174	12	6	1	0	1	21	8	0	1	1	14	-2	--	--	--	--	--	
Jason Muzzatti	Yes	G	51	0	4	4	24	--	7	0	0	0	0	1	0	0	0	0	--	--	--	--	--		
Brad Schlegel	No	D	21	2	8	10	6	16	7	0	1	1	6	26	1	6	7	4	-4	--	--	--	--	--	
David Struch	Yes	C	58	18	25	43	87	3	7	0	1	1	4	4	0	0	0	4	-2	--	--	--	--	--	
Mike Sullivan	No	C	5	2	0	2	4	-3	--	--	--	--	--	19	2	3	5	6	2	7	1	1	2	8	
Andrei Trefilov	No	G	28	0	0	0	22	--	--	--	--	--	--	11	0	0	0	4	--	--	--	--	--		
Vesa Viitakoski	No	LW	67	28	39	67	24	-3	5	1	2	3	2	8	1	2	3	0	0	--	--	--	--	--	
Wes Walz	No	C	15	6	6	12	14	6	--	--	--	--	--	53	11	27	38	16	20	6	3	0	3	2	
Kevin Wortman	Yes	D	72	17	32	49	32	16	7	1	5	6	16	5	0	0	0	2	1	--	--	--	--	--	

1992-93 (SALT LAKE GOLDEN EAGLES)																								
Name	NHL Debut?	Pos	AHL STATS						AHL PLAYOFF STATS					NHL STATS						NHL PLAYOFF STATS				
			GP	G	A	P	PIM	+/-	GP	G	A	P	PIM	GP	G	A	P	PIM	+/-	GP	G	A	P	PIM
Tomas Forslund	No	RW	63	31	23	54	68	3	--	--	--	--	--	6	0	2	2	0	0	--	--	--	--	--
Todd Harkins	No	C	53	13	21	34	90	2	--	--	--	--	--	15	2	3	5	22	-4	--	--	--	--	--
Shawn Heaphy	Yes	C	78	29	36	65	63	-23	--	--	--	--	--	1	0	0	0	0	0	--	--	--	--	--
Paul Kruse	No	LW	35	1	4	5	206	-11	--	--	--	--	--	27	2	3	5	41	2	--	--	--	--	--
Patrick Lebeau	No	LW	75	40	60	100	65	-7	--	--	--	--	--	1	0	0	0	0	0	--	--	--	--	--
Greg Smyth	No	D	5	0	1	1	31	1	--	--	--	--	--	35	1	2	3	95	2	--	--	--	--	--
Andrei Trefilov	Yes	G	44	0	0	0	44	--	--	--	--	--	--	1	0	0	0	2	--	--	--	--	--	

1991-92 (SALT LAKE GOLDEN EAGLES)																								
Name	NHL Debut?	Pos	AHL STATS						AHL PLAYOFF STATS					NHL STATS						NHL PLAYOFF STATS				
			GP	G	A	P	PIM	+/-	GP	G	A	P	PIM	GP	G	A	P	PIM	+/-	GP	G	A	P	PIM
Rich Chernomaz	No	RW	66	20	40	60	201	--	5	1	2	3	10	11	0	0	0	6	-9	--	--	--	--	--
Alexander Godynyuk	No	D	17	2	1	3	24	--	--	--	--	--	--	6	0	1	1	4	-2	--	--	--	--	--
Kevan Guy	No	D	60	3	14	17	89	--	5	0	1	1	4	3	0	0	0	2	2	--	--	--	--	--
Todd Harkins	Yes	C	72	32	30	62	67	--	5	1	1	2	6	5	0	0	0	7	-2	--	--	--	--	--
Paul Kruse	No	LW	57	14	15	29	267	--	5	1	2	3	19	16	3	1	4	65	1	--	--	--	--	--
Darryl Olsen	Yes	D	59	7	33	40	80	--	5	2	1	3	4	1	0	0	0	0	-2	--	--	--	--	--
Mark Osiecki	No	D	1	0	0	0	0	--	--	--	--	--	--	50	2	7	9	24	-4	--	--	--	--	--
Scott Sharples	Yes	G	35	0	0	0	4	--	1	0	0	0	2	1	0	0	0	0	--	--	--	--	--	
Neil Sheehy	No	D	6	0	0	0	34	--	--	--	--	--	--	35	1	2	3	119	-7	--	--	--	--	--
Martin Simard	No	LW	11	3	7	10	51	--	--	--	--	--	--	21	1	3	4	119	-4	--	--	--	--	--
Richard Zemplak	No	RW	60	5	14	19	204	--	3	0	0	0	0	5	0	1	1	42	-2	--	--	--	--	--



ALL-TIME CALL-UP LIST

CONFIRMED CALL-UPS (CONTINUED)

1990-91 (SALT LAKE GOLDEN EAGLES)																								
Name	NHL Debut?	Pos	AHL STATS						AHL PLAYOFF STATS					NHL STATS						NHL PLAYOFF STATS				
			GP	G	A	P	PIM	+/-	GP	G	A	P	PIM	GP	G	A	P	PIM	+/-	GP	G	A	P	PIM
Marc Bureau	No	C	54	40	48	88	101	--	--	--	--	--	5	0	0	0	2	-4	--	--	--	--	--	
Paul Kruse	Yes	LW	83	24	20	44	313	--	4	1	1	2	4	1	0	0	0	7	-1	--	--	--	--	
Rick Lessard	No	D	80	8	27	35	272	--	4	0	1	1	12	1	0	1	1	0	-1	--	--	--	--	
Sergei Pryakhin	No	RW	18	5	12	17	2	--	--	--	--	--	24	1	6	7	0	-3	--	--	--	--		
Ken Sabourin	No	D	28	2	15	17	77	--	--	--	--	--	16	1	3	4	36	9	--	--	--	--		
Martin Simard	Yes	LW	54	24	25	49	113	--	4	3	0	3	20	16	0	2	2	53	0	--	--	--	--	

1989-90 (SALT LAKE GOLDEN EAGLES)																								
Name	NHL Debut?	Pos	AHL STATS						AHL PLAYOFF STATS					NHL STATS						NHL PLAYOFF STATS				
			GP	G	A	P	PIM	+/-	GP	G	A	P	PIM	GP	G	A	P	PIM	+/-	GP	G	A	P	PIM
Jonas Bergqvist	No	RW	13	6	10	16	4	--	--	--	--	--	22	2	5	7	10	10	--	--	--	--	--	
Marc Bureau	Yes	C	67	43	48	91	173	--	11	4	8	12	45	5	0	0	0	4	-1	--	--	--	--	
Stu Grimson	No	LW	62	8	8	16	319	--	4	0	0	0	8	3	0	0	0	17	-1	--	--	--	--	
Steve Guenette	No	G	47	0	0	0	53	--	10	0	1	1	2	2	0	0	0	2	--	--	--	--		
Sergei Pryakhin	No	RW	3	1	0	1	0	--	--	--	--	--	20	2	2	4	0	-7	2	0	0	0	0	
Ken Sabourin	No	D	76	5	19	24	336	--	11	0	2	2	40	5	0	0	0	10	1	--	--	--	--	

1988-89 (SALT LAKE GOLDEN EAGLES)																								
Name	NHL Debut?	Pos	AHL STATS						AHL PLAYOFF STATS					NHL STATS						NHL PLAYOFF STATS				
			GP	G	A	P	PIM	+/-	GP	G	A	P	PIM	GP	G	A	P	PIM	+/-	GP	G	A	P	PIM
Rich Chernomaz	No	RW	81	33	68	101	122	--	14	7	5	12	47	1	0	0	0	0	-1	--	--	--	--	
Theoren Fleury	Yes	RW	40	37	37	74	81	--	--	--	--	--	36	14	20	34	46	5	22	5	6	11	24	
Brian Glynn	No	D	31	3	10	13	105	--	14	3	7	10	31	1	0	0	0	0	-1	--	--	--	--	
Stu Grimson	Yes	LW	72	9	18	27	397	--	14	2	3	5	86	1	0	0	0	5	0	--	--	--	--	
Rick Lessard	Yes	D	76	10	42	52	239	--	14	1	6	7	35	6	0	1	1	2	-2	--	--	--	--	
Paul Ranheim	Yes	LW	75	68	29	97	16	--	14	5	5	10	8	5	0	0	0	0	-3	--	--	--	--	
Dave Reiersen	Yes	D	76	7	46	53	70	--	13	1	8	9	12	2	0	0	0	2	1	--	--	--	--	
Ken Sabourin	Yes	D	74	2	18	20	197	--	11	0	1	1	26	6	0	1	1	26	3	1	0	0	0	

1987-88 (SALT LAKE GOLDEN EAGLES)																								
Name	NHL Debut?	Pos	AHL STATS						AHL PLAYOFF STATS					NHL STATS						NHL PLAYOFF STATS				
			GP	G	A	P	PIM	+/-	GP	G	A	P	PIM	GP	G	A	P	PIM	+/-	GP	G	A	P	PIM
Bob Bodak	Yes	LW	44	12	10	22	117	--	18	1	3	4	74	3	0	0	0	22	-2	--	--	--	--	
Randy Bucyk	No	C	75	37	45	82	68	--	19	7	8	15	12	2	0	0	0	0	-1	--	--	--	--	
Rich Chernomaz	No	RW	73	48	47	95	122	--	18	4	14	18	30	2	1	0	1	0	1	--	--	--	--	
Kevan Guy	No	D	61	6	30	36	49	--	19	1	6	7	26	11	0	3	3	8	1	--	--	--	--	



ALL-TIME CALL-UP LIST

CONFIRMED CALL-UPS (CONTINUED)

1986-87 (MONCTON GOLDEN FLAMES)																								
Name	NHL Debut?	Pos	AHL STATS						AHL PLAYOFF STATS					NHL STATS					NHL PLAYOFF STATS					
			GP	G	A	P	PIM	+/-	GP	G	A	P	PIM	GP	G	A	P	PIM	+/-	GP	G	A	P	PIM
Doug Dadswell	Yes	G	42	0	0	0	14	--	6	0	0	0	2	3	0	0	0	0	--	--	--	--	--	
Kevan Guy	Yes	D	46	2	10	12	38	--	--	--	--	--	24	0	4	4	19	8	4	0	1	1	23	
Brett Hull	No	RW	67	50	42	92	16	--	3	2	2	4	2	5	1	0	1	0	-1	4	2	1	3	0
Gary Roberts	Yes	LW	38	20	18	38	72	--	--	--	--	--	32	5	9	14	85	6	2	0	0	0	4	

1985-86 (MONCTON GOLDEN FLAMES - CGY & BOS)																								
Name	NHL Debut?	Pos	AHL STATS						AHL PLAYOFF STATS					NHL STATS					NHL PLAYOFF STATS					
			GP	G	A	P	PIM	+/-	GP	G	A	P	PIM	GP	G	A	P	PIM	+/-	GP	G	A	P	PIM
Robin Bartell	Yes	D	74	4	21	25	100	--	3	0	0	0	0	1	0	0	0	-1	6	0	0	0	16	
Brian Bradley	Yes	C	59	23	42	65	40	--	10	6	9	15	4	5	0	1	1	0	-3	1	0	0	0	0
Yves Courteau	No	RW	70	26	22	48	19	--	10	4	2	6	5	4	1	1	2	0	1	1	0	0	0	
Dale DeGray	Yes	D	76	10	31	41	128	--	6	0	1	1	0	1	0	0	0	0	-1	--	--	--	--	--
Neil Sheehy	No	D	4	1	1	2	21	--	--	--	--	--	65	2	16	18	271	-1	22	0	2	2	79	

1984-85 (MONCTON GOLDEN FLAMES)																							
Name	NHL Debut?	Pos	AHL STATS						AHL PLAYOFF STATS					NHL STATS					NHL PLAYOFF STATS				
			GP	G	A	P	PIM	+/-	GP	G	A	P	PIM	GP	G	A	P	PIM	+/-	GP	G	A	P
Gino Cavallini	Yes	LW	51	29	19	48	28	--	--	--	--	--	27	6	10	16	14	11	3	0	0	0	4
Joel Otto	Yes	C	56	27	36	63	89	--	--	--	--	--	17	4	8	12	30	3	3	2	1	3	10

1983-84 (COLORADO FLAMES)																								
Name	NHL Debut?	Pos	AHL STATS						AHL PLAYOFF STATS					NHL STATS					NHL PLAYOFF STATS					
			GP	G	A	P	PIM	+/-	GP	G	A	P	PIM	GP	G	A	P	PIM	+/-	GP	G	A	P	PIM
Dan Bolduc	No	LW	60	37	17	54	34	--	6	2	1	3	4	2	0	1	1	0	1	1	0	0	0	0
Al MacInnis	No	D	19	5	14	19	22	--	--	--	--	--	51	11	34	45	42	0	11	2	12	14	13	
Brian Glynn	No	F	6	2	3	5	9	--	--	--	--	--	56	13	14	27	15	17	11	1	1	2	6	
Neil Sheehy	Yes	D	74	5	18	23	151	--	--	--	--	--	1	1	0	1	2	0	4	0	0	0	4	

1982-83 (COLORADO FLAMES)																							
Name	NHL Debut?	Pos	AHL STATS						AHL PLAYOFF STATS					NHL STATS					NHL PLAYOFF STATS				
			GP	G	A	P	PIM	+/-	GP	G	A	P	PIM	GP	G	A	P	PIM	+/-	GP	G	A	P
Ed Beers	No	F	29	12	17	29	52	--	--	--	--	--	41	11	15	26	21	11	8	1	1	2	27
Tim Harrer	Yes	RW	69	33	29	62	28	--	6	3	3	6	4	3	0	0	0	2	0	--	--	--	--
Tim Hunter	No	F	46	5	12	17	225	--	--	--	--	--	16	1	0	1	54	-2	9	1	0	1	70
Jim Jackson	Yes	RW	30	10	16	26	4	--	--	--	--	--	48	8	12	20	7	9	8	2	1	3	2
Kari Jalonen	Yes	C	33	12	32	44	8	--	--	--	--	--	25	9	3	12	4	8	5	1	0	1	0
Kevin LaVallee	No	F	5	5	4	9	0	--	--	--	--	--	60	19	16	35	17	-10	8	1	3	4	4
Greg Meredith	No	F	36	16	10	26	14	--	--	--	--	--	35	5	4	9	8	-5	5	3	1	4	4



ALL-TIME CALL-UP LIST

CONFIRMED CALL-UPS (CONTINUED)

1981-82 (OKLAHOMA CITY STARS)																								
		AHL STATS							AHL PLAYOFF STATS					NHL STATS					NHL PLAYOFF STATS					
Name	NHL Debut?	Pos	GP	G	A	P	PIM	+/-	GP	G	A	P	PIM	GP	G	A	P	PIM	+/-	GP	G	A	P	PIM
Charlie Bourgeois	Yes	D	13	2	2	4	17	--	--	--	--	--	--	54	2	13	15	112	5	3	0	0	0	7
Steve Konroyd	No	D	14	2	3	5	15	--	--	--	--	--	--	63	3	14	17	78	-6	3	0	0	0	12

1980-81 (BIRMINGHAM BULLS)																								
		AHL STATS							AHL PLAYOFF STATS					NHL STATS					NHL PLAYOFF STATS					
Name	NHL Debut?	Pos	GP	G	A	P	PIM	+/-	GP	G	A	P	PIM	GP	G	A	P	PIM	+/-	GP	G	A	P	PIM
Mike Dwyer	No	LW	49	16	34	50	135	--	--	--	--	--	--	4	0	1	1	4	-1	1	1	0	1	0
Bob Gould	No	F	58	25	25	50	43	--	--	--	--	--	--	3	0	0	0	0	0	11	3	1	4	4
Dave Hindmarch	Yes	F	48	15	14	29	18	--	--	--	--	--	--	1	1	0	1	0	0	6	0	0	0	2



ALL-TIME NHL DEBUT LIST

CONFIRMED DEBUTS

The following lists represent confirmed NHL debuts for each respective year. These lists merely reflect that a player debuted in the NHL on that particular date and that it can be confirmed through press releases, player stat sheets, etc. It is important to mention that collecting data to confirm NHL debuts from decades past proved to be a difficult task. Some names are left off these lists because the information needed to confirm those dates no longer exists.

2014-15 (ADIRONDACK FLAMES)																	
Name	Pos	Debut Date	Age	H/A	Score	W/L	SKATER STATS							GOALIE STATS			
							G	A	P	PIM	+/-	SHFT	TOI	GW	GA	SA	SV
Josh Jooris	F	10/17/14 @ CBJ	24-095	A	2-3	L	1	0	1	0	1	25	15:29	--	--	--	--
Micheal Ferland	LW	10/31/14 @ NSH	22-194	A	4-3	W	0	0	0	0	0	15	9:43	--	--	--	--
David Wolf	LW	1/31/15 v EDM	25-108	H	4-2	W	0	0	0	0	0	16	7:27	--	--	--	--
Emile Poirier	LW	2/24/15 @ NYR	20-072	A	0-1	L	0	0	0	0	0	16	8:10	--	--	--	--
Brett Kulak	D	4/11/15 @ WPG	21-095	A	1-5	L	0	0	0	2	0	29	19:31	--	--	--	--
John Ramage	D	4/11/15 @ WPG	24-063	A	1-5	L	0	0	0	0	-1	25	18:10	--	--	--	--

2013-14 (ABBOTSFORD HEAT)																		
Name	Pos	Debut Date	Age	H/A	Score	W/L	SKATER STATS							GOALIE STATS				
							G	A	P	PIM	+/-	SHFT	TOI	GW	GA	SA	SV	SV%
Christopher Breen	D	10/22/13 @ PHX	24-115	A	2-4	L	0	0	0	0	0	15	7:02	--	--	--	--	
Reto Berra	G	11/3/13 @ CHI	26-304	A	3-2	W	--	--	--	--	--	--	61:32	--	2	44	42	0.955
Chad Billins	D	11/5/13 @ MIN	24-163	A	1-5	L	0	1	1	0	-1	17	11:00	--	--	--	--	
Markus Granlund	C	2/27/14 v LA	20-317	H	0-2	L	0	0	0	0	0	13	7:14	--	--	--	--	
Joni Ortio	G	2/27/14 v LA	22-317	H	0-2	L	--	--	--	--	--	--	58:07	--	2	24	22	0.917
Corban Knight	C	3/5/14 v OTT	23-176	H	4-1	W	0	0	0	0	0	18	10:03	--	--	--	--	
Tyler Wotherspoon	D	3/7/14 v NYI	20-360	H	4-3	W	0	0	0	0	1	18	11:15	--	--	--	--	

2012-13 (ABBOTSFORD HEAT)																	
Name	Pos	Debut Date	Age	H/A	Score	W/L	SKATER STATS							GOALIE STATS			
							G	A	P	PIM	+/-	SHFT	TOI	GW	GA	SA	SV
Ben Street	C	2/9/13 @ VAN	25-362	A	1-5	L	0	0	0	0	-2	18	12:24	--	--	--	--
Max Reinhart	C	4/6/13 @ VAN	21-061	A	2-5	L	0	0	0	0	-2	23	16:08	--	--	--	--
Mark Cundari	D	4/21/13 @ MIN	22-363	A	4-1	W	1	1	2	0	1	27	24:54	--	--	--	--
Carter Bancks	LW	4/23/13 @ NSH	23-257	A	3-4	L	0	0	0	0	0	20	12:33	--	--	--	--

2011-12 (ABBOTSFORD HEAT)																		
Name	Pos	Debut Date	Age	H/A	Score	W/L	SKATER STATS							GOALIE STATS				
							G	A	P	PIM	+/-	SHFT	TOI	GW	GA	SA	SV	SV%
Leland Irving	G	12/16/11 @ FLA	23-249	A	2-3	SOL	--	--	--	--	--	--	64:58	--	2	41	39	0.951
Akim Aliu	LW	4/5/12 v VAN	22-347	H	3-2	W	0	1	1	2	1	15	10:34	--	--	--	--	

2010-11 (ABBOTSFORD HEAT)																	
Name	Pos	Debut Date	Age	H/A	Score	W/L	SKATER STATS							GOALIE STATS			
							G	A	P	PIM	+/-	SHFT	TOI	GW	GA	SA	SV
Lance Bouma	LW	2/5/11 v LA	20-317	H	3-4	SOL	0	0	0	0	0	7	4:34	--	--	--	--
Greg Nemisz	C	3/23/11 @ SJ	20-291	A	3-6	L	0	0	0	0	-2	11	6:38	--	--	--	--

2009-10 (ABBOTSFORD HEAT) NO DEBUTS



ALL-TIME NHL DEBUT LIST CONFIRMED DEBUTS (CONTINUED)

2008-09 (QUAD CITY FLAMES)																		
							SKATER STATS							GOALIE STATS				
Name	Pos	Debut Date	Age	H/A	Score	W/L	G	A	P	PIM	+/-	SHFT	TOI	GW	GA	SA	SV	SV%
Warren Peters	C	12/7/08 @ NYR	26-150	A	3-0	W	0	0	0	0	0	9	5:08	--	--	--	--	--
Brett Sutter	C	12/23/08 v ANA	21-204	H	4-3	W	1	0	1	0	0	17	11:45	--	--	--	--	--
David Van Der Gulik	RW	2/27/09 v MIN	25-313	H	4-1	W	0	0	0	0	0	13	9:19	--	--	--	--	--
Kris Chucko	RW	3/5/09 @ PHI	22-357	A	5-1	W	0	0	0	2	0	12	6:39	--	--	--	--	--
Matt Pelech	RW	4/3/09 @ MIN	21-211	A	0-4	L	0	0	0	0	-2	28	17:49	--	--	--	--	--

2007-08 (QUAD CITY FLAMES)																		
							SKATER STATS							GOALIE STATS				
Name	Pos	Debut Date	Age	H/A	Score	W/L	G	A	P	PIM	+/-	SHFT	TOI	GW	GA	SA	SV	SV%
Matt Keetley	G	11/5/07 @ COL	21-192	A	1-4	L	--	--	--	--	--	--	9:22	--	0	2	2	1.000
Tim Ramholt	D	11/29/07 v ANA	23-027	H	1-4	L	0	0	0	0	-1	2	0:45	--	--	--	--	--

2006-07 (OMAHA AK-SAR-BEN KNIGHTS)																		
							SKATER STATS							GOALIE STATS				
Name	Pos	Debut Date	Age	H/A	Score	W/L	G	A	P	PIM	+/-	SHFT	TOI	GW	GA	SA	SV	SV%
Dustin Boyd	C	11/1/06 @ DET	20-108	A	2-3	L	0	0	0	0	-2	19	13:19	--	--	--	--	--
Brandon Prust	LW	11/1/06 @ DET	22-230	A	2-3	L	0	0	0	0	0	13	8:15	--	--	--	--	--
Tomi Maki	RW	12/12/06 v MIN	23-115	H	5-2	W	0	0	0	0	0	18	10:56	--	--	--	--	--
David Moss	RW	12/19/06 @ LA	24-356	A	5-3	W	1	0	1	0	1	20	11:31	1	--	--	--	--

2005-06 (OMAHA AK-SAR-BEN KNIGHTS)																		
							SKATER STATS							GOALIE STATS				
Name	Pos	Debut Date	Age	H/A	Score	W/L	G	A	P	PIM	+/-	SHFT	TOI	GW	GA	SA	SV	SV%
Eric Nystrom	LW	10/10/05 @ COL	22-238	A	3-7	L	0	0	0	0	-1	21	14:18	--	--	--	--	--
Richie Regehr	D	12/29/05 v MIN	22-346	H	4-2	W	0	1	1	0	2	21	12:38	--	--	--	--	--
Mark Giordano	D	1/30/06 @ STL	22-119	A	2-3	SOL	0	0	0	2	1	18	14:01	--	--	--	--	--
Carsen Gernym	LW	4/1/06 @ EDM	24-038	A	4-1	W	0	0	0	0	-1	11	8:01	--	--	--	--	--

LOCKOUT YEAR 2004-05 (LOWELL LOCK MONSTERS) LOCKOUT YEAR

2003-04 (LOWELL LOCK MONSTERS)																		
							SKATER STATS							GOALIE STATS				
Name	Pos	Debut Date	Age	H/A	Score	W/L	G	A	P	PIM	+/-	SHFT	TOI	GW	GA	SA	SV	SV%
Dany Sabourin	G	10/29/03 @ DAL	23-057	A	3-4	OTL	--	--	--	--	--	--	60:05		4	24	28	0.857
Brennan Evans	D	4/29/04 v DET	22-114	H	2-4	L	0	0	0	0	0	8	5:11	--	--	--	--	--

2002-03 (SAINT JOHN FLAMES)																		
							SKATER STATS							GOALIE STATS				
Name	Pos	Debut Date	Age	H/A	Score	W/L	G	A	P	PIM	+/-	SHFT	TOI	GW	GA	SA	SV	SV%
Rick Mrozik	D	4/4/03 v LA	28-092	H	2-1	W	0	0	0	0	0	18	11:02	--	--	--	--	--



ALL-TIME NHL DEBUT LIST CONFIRMED DEBUTS (CONTINUED)

2001-02 (SAINT JOHN FLAMES)																		
							SKATER STATS							GOALIE STATS				
Name	Pos	Debut Date	Age	H/A	Score	W/L	G	A	P	PIM	+/-	SHFT	TOI	GW	GA	SA	SV	SV%
Jukka Hentunen	RW	10/13/01 @ DAL	27-163	A	4-3	W	0	0	0	0	-1	16	9:49	--	--	--	--	--
Steve Montador	D	11/23/01 @ BUF	21-337	A	2-5	L	0	1	1	5	0	19	14:48	--	--	--	--	--
Blair Betts	C	4/4/02 v MIN	22-047	H	4-3	W	1	0	1	0	1	12	6:38	1	--	--	--	--
Micki DuPont	D	4/12/02 @ EDM	21-362	A	2-0	W	0	0	0	0	0	13	7:24	--	--	--	--	--

2000-01 (SAINT JOHN FLAMES)																		
							SKATER STATS							GOALIE STATS				
Name	Pos	Debut Date	Age	H/A	Score	W/L	G	A	P	PIM	+/-	SHFT	TOI	GW	GA	SA	SV	SV%
Daniel Tkaczuk	C	11/24/00 v MDA	21-167	H	2-2	T	0	0	0	0	1	25	13:28	--	--	--	--	--

1999-00 (SAINT JOHN FLAMES)																		
							SKATER STATS							GOALIE STATS				
Name	Pos	Debut Date	Age	H/A	Score	W/L	G	A	P	PIM	+/-	SHFT	TOI	GW	GA	SA	SV	SV%
Robyn Regehr	D	10/28/99 @ OTT	19-192	A	4-3	W	0	0	0	0	1	14	14:06	--	--	--	--	--
Darrel Scoville	D	11/10/99 v SJ	24-028	H	4-3	W	0	0	0	0	0	13	9:35	--	--	--	--	--
Chris Clark	RW	1/12/00 v DAL	23-310	H	2-1	W	0	0	0	0	-1	14	9:21	--	--	--	--	--
Jeff Cowan	LW	2/25/00 v PHX	23-151	H	3-3	T	0	0	0	0	0	16	13:02	--	--	--	--	--

1998-99 (SAINT JOHN FLAMES) NO DEBUTS

1997-98 (SAINT JOHN FLAMES)																		
							SKATER STATS							GOALIE STATS				
Name	Pos	Debut Date	Age	H/A	Score	W/L	G	A	P	PIM	+/-	SHFT	TOI	GW	GA	SA	SV	SV%
Denis Gauthier	D	10/9/97 v NYR	21-008	H	1-1	T	0	0	0	2	0	17	--	--	--	--	--	--
Erik Andersson	LW	10/17/97 v COL	26-059	H	6-5	W	0	0	0	0	0	18	--	--	--	--	--	--
Tyler Moss	G	10/28/97 v PIT	22-121	H	6-3	W	--	--	--	--	--	--	60:00	--	3	29	26	0.897
Eric Landry	C	11/15/97 @ EDM	22-299	A	2-2	T	0	0	0	0	-1	14	--	--	--	--	--	--
Rocky Thompson	RW	1/28/98 @ MDA	20-173	A	5-2	W	0	0	0	10	0	9	--	--	--	--	--	--
Travis Brigley	LW	4/11/98 v EDM	20-299	H	4-5	L	0	0	0	2	0	15	--	--	--	--	--	--

1996-97 (SAINT JOHN FLAMES)																		
							SKATER STATS							GOALIE STATS				
Name	Pos	Debut Date	Age	H/A	Score	W/L	G	A	P	PIM	+/-	SHFT	TOI	GW	GA	SA	SV	SV%
Dwayne Roloson	G	11/13/96 @ DAL	27-032	A	3-3	T	--	--	--	--	--	--	65:00	--	3	38	35	0.921
Sami Helenius	D	12/14/96 v COL	22-327	H	4-1	W	0	0	0	0	0	--	--	--	--	--	--	--
Dale McTavish	C	12/31/96 v SJ	24-307	H	5-1	L	0	1	1	0	1	--	--	--	--	--	--	--

1995-96 (SAINT JOHN FLAMES)																		
							SKATER STATS							GOALIE STATS				
Name	Pos	Debut Date	Age	H/A	Score	W/L	G	A	P	PIM	+/-	SHFT	TOI	GW	GA	SA	SV	SV%
Pavel Torgayev	C	10/25/95 v COL	29-273	H	2-3	L	0	1	1	0	1	--	--	--	--	--	--	--
Ladislav Kohn	RW	10/25/95 v COL	20-235	H	2-3	L	1	0	1	0	1	--	--	--	--	--	--	--
Niklas Sundblad	RW	11/26/95 v CHI	22-327	H	2-2	T	0	0	0	0	0	--	--	--	--	--	--	--



ALL-TIME NHL DEBUT LIST CONFIRMED DEBUTS (CONTINUED)

1994-95 (SAINT JOHN FLAMES)																		
							SKATER STATS							GOALIE STATS				
Name	Pos	Debut Date	Age	H/A	Score	W/L	G	A	P	PIM	+/-	SHFT	TOI	GW	GA	SA	SV	SV%
Joel Bouchard	D	2/13/95 @ STL	21-021	A	2-4	L	0	0	0	0	0	--	--	--	--	--	--	--
Scott Morrow	LW	2/13/95 @ STL	25-240	A	2-4	L	0	0	0	0	0	--	--	--	--	--	--	--
Cory Stillman	C	2/6/95 v WIN	21-048	H	4-5	L	0	1	1	0	0	--	--	--	--	--	--	--

1993-94 (SAINT JOHN FLAMES)																		
							SKATER STATS							GOALIE STATS				
Name	Pos	Debut Date	Age	H/A	Score	W/L	G	A	P	PIM	+/-	SHFT	TOI	GW	GA	SA	SV	SV%
Jason Muzzatti	G	10/16/93 @ LA	23-255	A	4-8	L	--	--	--	--	--	--	60:00	--	8	27	35	0.771
Kevin Wortman	D	11/9/93 v LA	24-260	H	3-2	W	0	0	0	0	2	--	--	--	--	--	--	--
David Struch	C	1/5/94 @ NYR	22-328	A	4-1	W	0	0	0	0	0	--	--	--	--	--	--	--

1992-93 (SALT LAKE GOLDEN EAGLES)																		
							SKATER STATS							GOALIE STATS				
Name	Pos	Debut Date	Age	H/A	Score	W/L	G	A	P	PIM	+/-	SHFT	TOI	GW	GA	SA	SV	SV%
Andrei Trefilov	G	11/4/92 @ VAN	23-065	A	5-5	T	--	--	--	--	--	--	64:53	--	5	39	34	0.872
Shawn Heaphy	C	11/14/92 @ TBL	23-353	A	5-3	W	0	0	0	0	0	--	--	--	--	--	--	--

1991-92 (SALT LAKE GOLDEN EAGLES)																		
							SKATER STATS							GOALIE STATS				
Name	Pos	Debut Date	Age	H/A	Score	W/L	G	A	P	PIM	+/-	SHFT	TOI	GW	GA	SA	SV	SV%
Todd Harkins	C	11/25/91 v WIN	23-048	H	3-3	T	0	0	0	0	0	--	--	--	--	--	--	--
Darryl Olsen	D	12/14/91 v DET	25-068	H	3-4	OTL	0	0	0	0	-2	--	--	--	--	--	--	--
Scott Sharples	G	4/16/92 @ VAN	24-046	A	4-4	T	--	--	--	--	--	--	65:00	--	4	40	36	0.900

1990-91 (SALT LAKE GOLDEN EAGLES)																		
							SKATER STATS							GOALIE STATS				
Name	Pos	Debut Date	Age	H/A	Score	W/L	G	A	P	PIM	+/-	SHFT	TOI	GW	GA	SA	SV	SV%
Martin Simard	LW	12/9/90 @ EDM	24-167	A	3-2	W	0	0	0	17	0	--	--	--	--	--	--	--
Paul Kruse	LW	3/31/91 v LA	21-016	H	5-3	W	0	0	0	7	-1	--	--	--	--	--	--	--

1989-90 (SALT LAKE GOLDEN EAGLES)																		
							SKATER STATS							GOALIE STATS				
Name	Pos	Debut Date	Age	H/A	Score	W/L	G	A	P	PIM	+/-	SHFT	TOI	GW	GA	SA	SV	SV%
Marc Bureau	C	1/5/90 v HAR	23-231	H	6-4	W	0	0	0	2	-1	--	--	--	--	--	--	--



ALL-TIME NHL DEBUT LIST CONFIRMED DEBUTS (CONTINUED)

1988-89 (SALT LAKE GOLDEN EAGLES)																		
							SKATER STATS							GOALIE STATS				
Name	Pos	Debut Date	Age	H/A	Score	W/L	G	A	P	PIM	+/-	SHFT	TOI	GW	GA	SA	SV	SV%
Stu Grimson	LW	11/9/88 @ BUF	23-173	A	2-3	L	0	0	0	5	0	--	--	--	--	--	--	--
Paul Ranheim	LW	12/29/88 v MTL	22-339	H	3-4	L	0	0	0	0	-1	--	--	--	--	--	--	--
Theoren Fleury	RW	1/3/89 v QUE	20-188	H	5-1	W	0	0	0	0	0	--	--	--	--	--	--	--
Rick Lessard	D	1/28/89 v CHI	21-019	H	5-4	W	0	0	0	0	-2	--	--	--	--	--	--	--
Dave Reierson	D	2/18/89 v BOS	24-172	H	3-4	L	0	0	0	0	1	--	--	--	--	--	--	--
Ken Sabourin	D	3/18/89 @ LA	22-324	H	9-3	W	0	0	0	15	0	--	--	--	--	--	--	--

1987-88 (SALT LAKE GOLDEN EAGLES)																		
							SKATER STATS							GOALIE STATS				
Name	Pos	Debut Date	Age	H/A	Score	W/L	G	A	P	PIM	+/-	SHFT	TOI	GW	GA	SA	SV	SV%
Bob Bodak	LW	10/26/87 @ MTL	26-151	A	5-3	W	0	0	0	2	-1	--	--	--	--	--	--	--

1986-87 (MONCTON GOLDEN FLAMES)																		
							SKATER STATS							GOALIE STATS				
Name	Pos	Debut Date	Age	H/A	Score	W/L	G	A	P	PIM	+/-	SHFT	TOI	GW	GA	SA	SV	SV%
Gary Roberts	LW	11/11/86 v VAN	20-172	H	5-3	W	1	0	1	0	--	--	--	--	--	--	--	--
Doug Dadswell	G	1/22/87 @ NJ	22-349	A	5-7	L	--	--	--	--	--	--	60:00	--	7	24	31	0.774

1985-86 (MONCTON GOLDEN FLAMES)																		
							SKATER STATS							GOALIE STATS				
Name	Pos	Debut Date	Age	H/A	Score	W/L	G	A	P	PIM	+/-	SHFT	TOI	GW	GA	SA	SV	SV%
Dale DeGray	D	3/6/86 v NYR	22-184	H	2-5	L	0	0	0	0	--	--	--	--	--	--	--	--

1984-85 (MONCTON GOLDEN FLAMES) NO DEBUTS

1983-84 (COLORADO FLAMES)																		
							SKATER STATS							GOALIE STATS				
Name	Pos	Debut Date	Age	H/A	Score	W/L	G	A	P	PIM	+/-	SHFT	TOI	GW	GA	SA	SV	SV%
Colin Patterson	F	10/22/83 @ DET	23-164	A	1-4	L	0	0	0	0	--	--	--	--	--	--	--	--

1982-83 (COLORADO FLAMES)																		
							SKATER STATS							GOALIE STATS				
Name	Pos	Debut Date	Age	H/A	Score	W/L	G	A	P	PIM	+/-	SHFT	TOI	GW	GA	SA	SV	SV%
Tim Harrer	RW	2/22/83 v EDM	25-288	H	4-1	W	0	0	0	2	--	--	--	--	--	--	--	--

1981-82 (OKLAHOMA CITY STARS) NO DEBUTS

1980-81 (BIRMINGHAM BULLS) NO DEBUTS



ALL-TIME CALL-UPS & NHL DEBUT FACT SHEET (MOST RECENT LISTED)

ALL-TIME CALL-UPS/DEBUTS - TEAM

MOST TEAM CALL-UPS, SEASON: 17
2013-14 ABBOTSFORD HEAT

LEAST TEAM CALL-UPS, SEASON: 2 (2X)
1984-85 MONCTON GOLDEN FLAMES

MOST DEBUTS, SEASON: 7
2013-14 ABBOTSFORD HEAT

LEAST DEBUTS, SEASON: 0 (6X)
2009-10 ABBOTSFORD HEAT

MOST GAMES PLAYED BY CALL-UPS, SEASON: 331
1999-00 SAINT JOHN FLAMES

LEAST GAMES PLAYED BY CALL-UPS: 51
1994-95 SAINT JOHN FLAMES

ALL-TIME DEBUTS - SKATER

YOUNGEST DEBUT: D ROBYN REGEHR
19 YEARS, 192 DAYS

OLDEST DEBUT: F PAVEL TORGAYEV
29 YEARS 273 DAYS

MOST GOALS IN DEBUT: 1 (7X)
F JOSH JOORIS, 10/17/14 @ CBJ

MOST ASSISTS IN DEBUT: 1 (8X)
D MARK CUNDARI, 4/21/13 @ MIN

MOST POINTS IN DEBUT: 2
D MARK CUNDARI, 4/21/13 @ MIN

MOST PENALTY MINUTES IN DEBUT: 17
F MARTIN SIMARD, 12/9/90 @ EDM

MOST TIME ON ICE IN DEBUT: 24 MINUTES 54 SECONDS
D MARK CUNDARI, 4/21/13 @ MIN

GAME-WINNING GOAL IN DEBUT: 1 (2X)
F DAVID MOSS, 12/19/06 @ LA

ALL-TIME DEBUTS - GOALTENDER

YOUNGEST DEBUT: G MATT KEETLEY
21 YEARS 192 DAYS

OLDEST DEBUT: G DWAYNE ROLOSON
27 YEARS 32 DAYS

MOST SHOTS AGAINST IN DEBUT: 44
G RETO BERRA, 11/3/13 @ CHI

MOST SAVES IN DEBUT: 42
G RETO BERRA, 11/3/13 @ CHI

SHUTOUT IN DEBUT: NONE

MOST GOALS AGAINST IN DEBUT: 8
G JASON MUZZATTI, 10/16/93 @ LA

TOTAL WIN-LOSS-TIE RECORD IN DEBUTS:
2-4-5

MOST RECENT WIN IN DEBUT:
G RETO BERRA, 11/3/13 @ CHI (3-2 FINAL)



FRANCHISE YEAR-BY-YEAR RECORD

YEAR	TEAM	LEAGUE	GP	W	L	T/ OTL/ SOL	POINTS	WIN %	GF	GA	GOAL DIFF	PIM	AVG. ATT.	RESULT	DIVISION RECORD	COACH
1980-81	Birmingham	CHL	58	17	37	4	38	0.328	204	277	-73	1593	n/a	<i>Out of Playoffs</i>	8 of 9 (League)*	John Brophy
1981-82	Oklahoma City	CHL	80	25	54	1	51	0.319	300	397	-97	1282	n/a	Lost in Round 1	4 of 5 (South Div)	Tom McVie
1982-83	Colorado	CHL	80	41	36	3	85	0.531	322	322	0	1711	n/a	Lost in Round 1	2 of 6 (League)	Pierre Page
1983-84	Colorado	CHL	76	48	25	3	99	0.651	343	287	56	1258	n/a	Lost in Round 1	1 of 5 (League)	Pierre Page
1984-85	Moncton	AHL	80	32	40	8	72	0.450	291	300	-9	1622	3638	<i>Out of Playoffs</i>	6 of 6 (Northern Div)	Pierre Page
1985-86	Moncton	AHL	80	34	34	12	80	0.500	294	307	-13	1826	3952	Lost in Round 1	2 of 6 (Northern Div)	Terry Crisp
1986-87	Moncton	AHL	80	43	31	6	92	0.575	338	315	23	1809	3537	Lost in Round 1	3 of 6 (Northern Div)	Terry Crisp
1987-88	Salt Lake	IHL	82	40	34	8	88	0.537	308	303	5	2572	n/a	Won Championship	2 of 4 (West Div)	Paul Baxter
1988-89	Salt Lake	IHL	82	56	22	4	116	0.707	369	294	75	2680	n/a	Lost in Finals	1 of 5 (West Div)	Paul Baxter
1989-90	Salt Lake	IHL	82	37	36	9	83	0.506	326	311	15	2662	n/a	Lost in Round 2	2 of 5 (West Div)	Bob Francis
1990-91	Salt Lake	IHL	83	50	28	5	105	0.633	353	296	57	2828	n/a	Lost in Round 1	2 of 6 (IHLW Div)	Bob Francis
1991-92	Salt Lake	IHL	82	33	40	9	75	0.457	252	304	-52	2591	6192	Lost in Round 1	4 of 5 (West Div)	Bob Francis
1992-93	Salt Lake	IHL	82	38	39	5	81	0.494	269	305	-36	2482	5520	<i>Out of Playoffs</i>	2 of 3 (Pacific Div)	Bob Francis
1993-94	Saint John	AHL	80	37	33	10	84	0.525	304	305	-1	2000	5205	Lost in Round 1	2 of 6 (Atlantic Div)	Bob Francis
1994-95	Saint John	AHL	80	27	40	13	67	0.419	250	286	-36	2343	5824	Lost in Round 1	4 of 5 (Atlantic Div)	Bob Francis
1995-96	Saint John	AHL	80	35	30	15	85	0.531	272	264	8	2511	5596	Lost in Round 3	2 of 5 (Atlantic Div)	Paul Baxter
1996-97	Saint John	AHL	80	28	36	16	72	0.450	237	269	-32	2256	5305	Lost in Round 1	2 of 4 (Atlantic Div)	Paul Baxter
1997-98	Saint John	AHL	80	43	24	13	99	0.619	231	201	30	2200	4806	Lost in Finals	1 of 4 (Atlantic Div)	Bill Stewart
1998-99	Saint John	AHL	80	31	40	9	71	0.444	238	296	-58	2217	4364	Lost in Round 2	4 of 5 (Atlantic Div)	Rick Vaive
1999-00	Saint John	AHL	80	32	32	16	80	0.500	267	283	-16	2257	4116	Lost in Round 1	2 of 4 (Atlantic Div)	Rick Vaive
2000-01	Saint John	AHL	80	44	24	12	100	0.625	269	210	59	1931	3763	Won Championship	1 of 4 (Atlantic Div)	Jim Playfair
2001-02	Saint John	AHL	80	29	34	17	75	0.469	182	202	-20	1347	5085	<i>Out of Playoffs</i>	5 of 5 (AHLCa Div)	Jim Playfair
2002-03	Saint John	AHL	80	32	41	7	71	0.444	203	223	-20	1704	3938	<i>Out of Playoffs</i>	4 of 4 (Canadian Div)	Playfair / Ron Wilson
2003-04	Lowell	AHL	80	32	36	12	76	0.475	208	242	-34	1319	4029	<i>Out of Playoffs</i>	6 of 7 (Atlantic Div)	Ron Smith
2004-05	Lowell	AHL	80	47	27	6	100	0.625	242	190	52	1946	4001	Lost in Round 2	3 of 7 (Atlantic Div)	Tom Rowe
2005-06	Omaha	AHL	80	35	31	14	84	0.525	206	221	-15	1801	3271	<i>Out of Playoffs</i>	6 of 7 (West Div)	Ryan McGill
2006-07	Omaha	AHL	80	49	25	6	104	0.650	214	189	25	1600	3543	Lost in Round 1	1 of 7 (West Div)	Ryan McGill
2007-08	Quad City	AHL	80	38	32	10	86	0.538	203	214	-11	1581	3523	<i>Out of Playoffs</i>	6 of 8 (West Div)	Ryan McGill
2008-09	Quad City	AHL	80	36	31	13	85	0.531	212	216	-4	1417	3035	<i>Out of Playoffs</i>	5 of 8 (West Div)	Ryan McGill
2009-10	Abbotsford	AHL	80	39	29	12	90	0.563	217	231	-14	1796	3897	Lost in Round 2	3 of 7 (North Div)	Jim Playfair
2010-11	Abbotsford	AHL	80	38	32	10	86	0.538	186	212	-26	1294	3807	<i>Out of Playoffs</i>	4 of 7 (North Div)	Jim Playfair
2011-12	Abbotsford	AHL	76	42	26	8	92	0.605	200	201	-1	1251	3545	Lost in Round 2	2 of 5 (West Div)	Troy Ward
2012-13	Abbotsford	AHL	76	34	32	10	78	0.513	171	198	-27	1070	3778	<i>Out of Playoffs</i>	4 of 5 (North Div)	Troy Ward
2013-14	Abbotsford	AHL	76	43	25	8	94	0.618	237	215	22	966	3007	Lost in Round 1	2 of 5 (West Div)	Troy Ward
2014-15	Adirondack	AHL	76	35	33	8	78	0.513	233	240	-7	1396	3642	<i>Out of Playoffs</i>	4 of 5 (North Div)	Ryan Huska
2014-15	Adirondack	AHL	76	35	33	8	78	0.513	233	240	-7	1396	3642	<i>Out of Playoffs</i>	4 of 5 (North Div)	Ryan Huska



CALGARY TOP AFFILIATE ALL-TIME COACHING RECORD

COACH	GP	W	L	T/ OTL/ SOL	WIN %	BEST RESULT	# OF YEARS	LEAGUE	TEAM	TEAM
Bob Francis	489	222	216	51	0.506	Lost in Round 2 (1989-90)	6	IHL, AHL	Saint John	Salt Lake
Jim Playfair	352	160	138	54	0.531	Won Championship (2000-01)	5	AHL	Abbotsford	Saint John
Paul Baxter	324	159	122	43	0.557	Won Championship (1987-88)	4	IHL, AHL	Saint John	Salt Lake
Ryan McGill	320	158	119	43	0.561	Lost in Round 1 (2006-07)	4	AHL	Quad City	Omaha
Pierre Page	236	121	101	14	0.542	Lost in Round 1 (82-83, 83-84)	3	CHL, AHL	Moncton	Colorado
Troy Ward	228	119	83	26	0.579	Lost in Round 2 (2011-12)	3	AHL	Abbotsford	
Rick Vaive	160	63	72	25	0.472	Lost in Round 2 (1998-99)	2	AHL	Saint John	
Terry Crisp	160	77	65	18	0.538	Lost in Round 1 (85-86, 86-87)	2	AHL	Moncton	
Bill Stewart	80	43	24	13	0.619	Lost in Finals	1	AHL	Saint John	
Ron Smith	80	32	36	12	0.475	Out of Playoffs	1	AHL	Lowell	
Tom McVie	80	25	54	1	0.319	Lost in Round 1	1	CHL	Oklahoma City	
Tom Rowe	80	47	27	6	0.625	Lost in Round 2	1	AHL	Lowell	
Ryan Huska	76	35	33	8	0.513	Out of Playoffs	1	AHL	Adirondack	
John Brophy	58	17	37	4	0.328	Out of Playoffs	1	CHL	Birmingham	
Ron Wilson	48	22	22	4	0.500	Out of Playoffs	1	AHL	Saint John	



YEAR-BY-YEAR LEADERS SKATERS - TOP AFFILIATE

ADIRONDACK (2014-15)				
CATEGORY	LEADER(S)	STAT	SECOND	STAT
GOALS	David Wolf	20	Emile Poirier & Garnet Hathaway	19
ASSISTS	Kenneth Agostino	28	Max Reinhart	24
POINTS	Kenneth Agostino	43	Emile Poirier	42
PENALTY MINUTES	David Wolf	168	Mathieu Tousignant	136

ABBOTSFORD (2013-14)				
CATEGORY	LEADER(S)	STAT	SECOND	STAT
GOALS	Ben Street	28	Markus Granlund	25
ASSISTS	Max Reinhart	42	Chad Billins & Ben Street	32
POINTS	Max Reinhart	63	Ben Street	60
PENALTY MINUTES	Josh Jooris	67	Shane O'Brien	58

ABBOTSFORD (2012-13)				
CATEGORY	LEADER(S)	STAT	SECOND	STAT
GOALS	Krys Kolanos	18	Roman Horak	16
ASSISTS	Ben Walter	34	Krys Kolanos & Ben Street	22
POINTS	Ben Walter	49	Krys Kolanos	40
PENALTY MINUTES	Zack McKelvie	112	Akim Aliu	111

ABBOTSFORD (2011-12)				
CATEGORY	LEADER(S)	STAT	SECOND	STAT
GOALS	Krys Kolanos	30	Ben Walter	19
ASSISTS	Ben Walter	40	Krys Kolanos	31
POINTS	Krys Kolanos	61	Ben Walter	59
PENALTY MINUTES	Pierre-Luc Letourneau-Leblond	167	Guillaume Desbiens	114

ABBOTSFORD (2010-11)				
CATEGORY	LEADER(S)	STAT	SECOND	STAT
GOALS	Matt Keith	20	Cam Cunning & Greg Nemisz	14
ASSISTS	T. J. Brodie	29	Jon Rheault	22
POINTS	Matt Keith	35	TJ. Brodie & Jon Rheault	34
PENALTY MINUTES	Matt Pelech	198	John Armstrong	91



YEAR-BY-YEAR LEADERS SKATERS - TOP AFFILIATE (CONTINUED)

ABBOTSFORD (2009-10)				
CATEGORY	LEADER(S)	STAT	SECOND	STAT
GOALS	Jason Jaffray	25	Cam Cunning	19
ASSISTS	Jason Jaffray	29	David Van Der Gulik	40
POINTS	Jason Jaffray	54	David Van Der Gulik	40
PENALTY MINUTES	J.D. Watt	267	Garth Murray	169

QUAD CITY (2008-09)				
CATEGORY	LEADER(S)	STAT	SECOND	STAT
GOALS	Kyle Greentree	39	Kris Chucko	28
ASSISTS	Carsen Germyn	47	Anders Eriksson	45
POINTS	Kyle Greentree	76	Carsen Germyn	60
PENALTY MINUTES	Pete Vandermeer	185	J.D. Watt	146

QUAD CITY (2007-08)				
CATEGORY	LEADER(S)	STAT	SECOND	STAT
GOALS	Grant Stevenson & Krys Kolanos	30	Carsen Germyn & David Van Der Gulik	19
ASSISTS	Grant Stevenson	43	Krys Kolanos	33
POINTS	Grant Stevenson	73	Krys Kolanos	63
PENALTY MINUTES	Brandon Prust	248	Matt Pelech	141

OMAHA (2006-07)				
CATEGORY	LEADER(S)	STAT	SECOND	STAT
GOALS	Carsen Germyn	28	Dustin Boyd	27
ASSISTS	Andrei Taratukhin	43	Dustin Boyd	33
POINTS	Andrei Taratukhin & Carsen Germyn & Dustin Boyd	60	David Van Der Gulik	43
PENALTY MINUTES	Brandon Prust	211	Brad Ference	210

OMAHA (2005-06)				
CATEGORY	LEADER(S)	STAT	SECOND	STAT
GOALS	Carsen Germyn	24	David Moss	21
ASSISTS	Mark Giordano	42	Carsen Germyn	31
POINTS	Mark Giordano	58	Carsen Germyn	55
PENALTY MINUTES	Brandon Prust	294	Cam Severson	146



YEAR-BY-YEAR LEADERS SKATERS - TOP AFFILIATE (CONTINUED)

LOWELL (2004-05) - SHARED AFFILIATE WITH CAROLINA HURRICANES				
CATEGORY	LEADER(S)	STAT	SECOND	STAT
GOALS	Chuck Kobasew	38	Mike Zigomanis (CAR)	29
ASSISTS	Eric Staal (CAR)	51	Chuck Kobasew & Colin Forbes	37
POINTS	Eric Staal (CAR)	77	Chuck Kobasew	75
PENALTY MINUTES	Gordie Dwyer	183	Mike Commodore	175

LOWELL (2003-04) - SHARED AFFILIATE WITH CAROLINA HURRICANES				
CATEGORY	LEADER(S)	STAT	SECOND	STAT
GOALS	Martin Sonnenberg	20	Pavel Brendl & Brett Lysak & Mike Zigomanis (All CAR)	17
ASSISTS	Mike Zigomanis (CAR)	35	Matt Davidson	28
POINTS	Mike Zigomanis (CAR)	52	Martin Sonnenberg & Matt Davidson	42
PENALTY MINUTES	Joey Tetarenko (CAR)	167	Brett Lysak (CAR)	104

SAINT JOHN (2002-03)				
CATEGORY	LEADER(S)	STAT	SECOND	STAT
GOALS	Robert Dome	27	Matthew Lombardi	25
ASSISTS	Jason Morgan	40	Robert Dome	29
POINTS	Robert Dome	56	Jason Morgan	53
PENALTY MINUTES	Darcy Verot	299	Jan Vodrazka	169

SAINT JOHN (2001-02)				
CATEGORY	LEADER(S)	STAT	SECOND	STAT
GOALS	Jason Botterill & Ryan Christie	21	Blair Betts	20
ASSISTS	Micki DuPont	33	Blair Betts	29
POINTS	Blair Betts	49	Jason Botterill	42
PENALTY MINUTES	Jason Botterill	121	Steve Montador	107

SAINT JOHN (2000-01)				
CATEGORY	LEADER(S)	STAT	SECOND	STAT
GOALS	David Roche	32	Marty Murray	24
ASSISTS	Marty Murray	52	Derrick Walser & Benoit Gratton	36
POINTS	Marty Murray	76	David Roche	58
PENALTY MINUTES	David Roche	179	Doug Doull	167



YEAR-BY-YEAR LEADERS SKATERS - TOP AFFILIATE (CONTINUED)

SAINT JOHN (1999-00)				
CATEGORY	LEADER(S)	STAT	SECOND	STAT
GOALS	Rico Fata	29	Daniel Tkaczuk	25
ASSISTS	Benoit Gratton	49	Daniel Tkaczuk	41
POINTS	Benoit Gratton & Daniel Tkaczuk	66	Rico Fata	58
PENALTY MINUTES	Matt O'Dette	177	Benoit Gratton	137

SAINT JOHN (1998-99)				
CATEGORY	LEADER(S)	STAT	SECOND	STAT
GOALS	Marty St. Louis	28	Hnat Domenichelli	25
ASSISTS	Travis Brigley	35	Marty St. Louis	34
POINTS	Marty St. Louis	62	Sergei Varlamov	57
PENALTY MINUTES	Eric Landry (1975)	158	Steve Begin	156

SAINT JOHN (1997-98)				
CATEGORY	LEADER(S)	STAT	SECOND	STAT
GOALS	Hnat Domenichelli	33	Ladislav Kohn	25
ASSISTS	Ladislav Kohn	31	Jim Dowd & Marty Murray	30
POINTS	Ladislav Kohn	56	Hnat Domenichelli	46
PENALTY MINUTES	Eric Landry (1975)	194	Ryan Bast & Rocky Thompson	187

SAINT JOHN (1996-97)				
CATEGORY	LEADER(S)	STAT	SECOND	STAT
GOALS	Jarrold Skalde	32	Ladislav Kohn	28
ASSISTS	Marty Murray	39	Jarrold Skalde	36
POINTS	Jarrold Skalde	68	Marty Murray	58
PENALTY MINUTES	Paxton Schulte	274	Sami Helenius	218

SAINT JOHN (1995-96)				
CATEGORY	LEADER(S)	STAT	SECOND	STAT
GOALS	Ladislav Kohn	28	Jarrold Skalde	27
ASSISTS	Ladislav Kohn	45	Jarrold Skalde	40
POINTS	Ladislav Kohn	73	Jarrold Skalde	67
PENALTY MINUTES	Todd Simpson	277	Sami Helenius	231



YEAR-BY-YEAR LEADERS SKATERS - TOP AFFILIATE (CONTINUED)

SAINT JOHN (1994-95)				
CATEGORY	LEADER(S)	STAT	SECOND	STAT
GOALS	Mark Greig	31	Cory Stillman	28
ASSISTS	Cory Stillman	53	Mark Greig	50
POINTS	Cory Stillman & Mark Greig	81	Neil Eisenhunt	55
PENALTY MINUTES	Barry Nieckar	491	Todd Simpson	321

SAINT JOHN (1993-94)				
CATEGORY	LEADER(S)	STAT	SECOND	STAT
GOALS	Cory Stillman	35	Mark Freer	33
ASSISTS	Mark Freer	53	Cory Stillman	48
POINTS	Mark Freer	86	Cory Stillman	83
PENALTY MINUTES	Mike Stevens	239	Alex Nikolic	285

SALT LAKE (1992-93)				
CATEGORY	LEADER(S)	STAT	SECOND	STAT
GOALS	Patrick Lebeau	40	Tomas Forslund	31
ASSISTS	Patrick Lebeau	60	Kevin Wortman	50
POINTS	Patrick Lebeau	100	Rich Chernomaz	74
PENALTY MINUTES	Todd Gillingham	267	Kerry Clark	255

SALT LAKE (1991-92)				
CATEGORY	LEADER(S)	STAT	SECOND	STAT
GOALS	Shawn Heaphy	41	Todd Harkins	32
ASSISTS	Rich Chernomaz	40	Shawn Heaphy	36
POINTS	Shawn Heaphy	77	Todd Harkins	62
PENALTY MINUTES	Darren Banks	303	Paul Kruse	267

SALT LAKE (1990-91)				
CATEGORY	LEADER(S)	STAT	SECOND	STAT
GOALS	Marc Bureau	40	Rich Chernomaz	39
ASSISTS	Rich Chernomaz	58	Scott McCrady	49
POINTS	Rich Chernomaz	97	Marc Bureau	88
PENALTY MINUTES	Kerry Clark	372	Paul Kruse	313



YEAR-BY-YEAR LEADERS SKATERS - TOP AFFILIATE (CONTINUED)

SALT LAKE (1989-90)				
CATEGORY	LEADER(S)	STAT	SECOND	STAT
GOALS	Tim Sweeney	46	Marc Bureau	43
ASSISTS	Tim Sweeney	51	Darryl Olsen	50
POINTS	Tim Sweeney	97	Marc Bureau	91
PENALTY MINUTES	Rick Hayward	419	Ken Sabourin	336

SALT LAKE (1988-89)				
CATEGORY	LEADER(S)	STAT	SECOND	STAT
GOALS	Paul Ranheim	68	Peter Lappin	48
ASSISTS	Rich Chernomaz	68	Randy Bucyk	59
POINTS	Rich Chernomaz	101	Paul Ranheim	97
PENALTY MINUTES	Stu Grimson	397	Rick Hayward	313

SALT LAKE (1987-88)				
CATEGORY	LEADER(S)	STAT	SECOND	STAT
GOALS	Rich Chernomaz	48	Randy Bucyk	37
ASSISTS	Rich Chernomaz	47	Randy Bucyk	45
POINTS	Rich Chernomaz	95	Randy Bucyk	82
PENALTY MINUTES	Martin Simard	281	Stu Grimson	268

MONCTON (1986-87) - SHARED AFFILIATE WITH BOSTON BRUINS				
CATEGORY	LEADER(S)	STAT	SECOND	STAT
GOALS	Brett Hull	50	Bob Sweeney (BOS)	29
ASSISTS	Doug Kostynski (BOS)	45	Brett Hull	42
POINTS	Brett Hull	92	Randy Burridge (BOS)	67
PENALTY MINUTES	Peter Bakovic	280	Darwin McCutcheon	187

MONCTON (1985-86) - SHARED AFFILIATE WITH BOSTON BRUINS				
CATEGORY	LEADER(S)	STAT	SECOND	STAT
GOALS	Bob Bodak	27	Mark Lamb & Benoit Doucet & Yves Courteau	26
ASSISTS	Mark Lamb	50	Brian Bradley	42
POINTS	Mark Lamb	76	Brian Bradley	65
PENALTY MINUTES	Peter Bakovic	349	Peter Dineen	136



YEAR-BY-YEAR LEADERS SKATERS - TOP AFFILIATE (CONTINUED)

MONCTON (1984-85)				
CATEGORY	LEADER(S)	STAT	SECOND	STAT
GOALS	Bruce Eakin	35	Gino Cavallini	29
ASSISTS	Pierre Rioux	66	Mark Lamb	49
POINTS	Pierre Rioux	91	Bruce Eakin	83
PENALTY MINUTES	Ed Kastelic	187	Keith Hanson	145

COLORADO (1983-84)				
CATEGORY	LEADER(S)	STAT	SECOND	STAT
GOALS	Pierre Rioux & Dan Bolduc	37	Bruce Eakin	33
ASSISTS	Bruce Eakin	69	Bob Francis	50
POINTS	Bruce Eakin	102	Pierre Rioux	83
PENALTY MINUTES	Jeff Brubaker	218	Neil Sheehy	151

COLORADO (1982-83)				
CATEGORY	LEADER(S)	STAT	SECOND	STAT
GOALS	Tim Harrer	33	Dan Bolduc	27
ASSISTS	Bruce Eakin	46	Dan Bolduc	45
POINTS	Dan Bolduc	72	Bruce Eakin	70
PENALTY MINUTES	Randy Turnbull	292	Tim Hunter	225

OKLAHOMA CITY (1981-82)				
CATEGORY	LEADER(S)	STAT	SECOND	STAT
GOALS	Bob Francis	48	Tim Harrer	29
ASSISTS	Bob Francis	66	Alex McKendry	59
POINTS	Bob Francis	114	Alex McKendry	86
PENALTY MINUTES	Tim Hunter	222	Alex McKendry	163

BIRMINGHAM (1980-81)				
CATEGORY	LEADER(S)	STAT	SECOND	STAT
GOALS	Bob Gould	25	John Stewart	22
ASSISTS	Mike Dwyer	34	John Stewart	33
POINTS	John Stewart	55	Mike Dwyer	50
PENALTY MINUTES	Tim Hunter	236	Gary Rissling	161



YEAR-BY-YEAR LEADERS

DEFENSEMAN - TOP AFFILIATE (CONTINUED)

ADIRONDACK (2014-15)				
CATEGORY	LEADER(S)	STAT	SECOND	STAT
GOALS	Mark Cundari	7	Sena Acolatse	6
ASSISTS	Mark Cundari & Tyler Wotherspoon	22	Ryan Culkin	17
POINTS	Mark Cundari	29	Tyler Wotherspoon	24
PENALTY MINUTES	Dustin Stevenson	94	John Ramage	81

ABBOTSFORD (2013-14)				
CATEGORY	LEADER(S)	STAT	SECOND	STAT
GOALS	Chad Billins	10	Derek Smith	7
ASSISTS	Chad Billins	32	Derek Smith	17
POINTS	Chad Billins	42	Derek Smith	24
PENALTY MINUTES	Shane O'Brien	58	John Ramage	46

ABBOTSFORD (2012-13)				
CATEGORY	LEADER(S)	STAT	SECOND	STAT
GOALS	Christopher Breen	3	Steve McCarthy & Joe Piskula & Brady Lamb & Mike Matczak	2
ASSISTS	T.J. Brodie	19	Joe Callahan	10
POINTS	T.J. Brodie	20	Steve McCarthy & Joe Piskula & Joe Callahan	10
PENALTY MINUTES	Zach McKelvie*	112	Christopher Breen	55

ABBOTSFORD (2011-12)				
CATEGORY	LEADER(S)	STAT	SECOND	STAT
GOALS	Clay Wilson	16	Brendan Mikkelson & Joe Piskula & Nick Tuzzolino	3
ASSISTS	Clay Wilson	27	Brian Connely & Joe Piskula	15
POINTS	Clay Wilson	43	Joe Piskula	18
PENALTY MINUTES	Jordan Henry	87	Joe Piskula	48

ABBOTSFORD (2010-11)				
CATEGORY	LEADER(S)	STAT	SECOND	STAT
GOALS	T.J. Brodie	5	Keith Seabrook & Christopher Breen	4
ASSISTS	T.J. Brodie	29	Keith Seabrook	16
POINTS	T.J. Brodie	34	Keith Seabrook	20
PENALTY MINUTES	Joe Piskula	73	Gord Baldwin	58



YEAR-BY-YEAR LEADERS

DEFENSEMAN - TOP AFFILIATE (CONTINUED)

ABBOTSFORD (2009-10)				
CATEGORY	LEADER(S)	STAT	SECOND	STAT
GOALS	Keith Seabrook	10	Staffan Kronwall & John Negrin	5
ASSISTS	Staffan Kronwall	23	Gord Baldwin	20
POINTS	Keith Seabrook & Steffan Kronwall	28	Gord Baldwin	24
PENALTY MINUTES	Gord Baldwin	84	Keith Seabrook	53

QUAD CITY (2008-09)				
CATEGORY	LEADER(S)	STAT	SECOND	STAT
GOALS	Brett Palin	5	Ryan Wilson & Anders Eriksson	4
ASSISTS	Anders Eriksson	45	Ryan Wilson	16
POINTS	Anders Eriksson	49	Ryan Wilson	20
PENALTY MINUTES	Brad Brown	96	Anders Eriksson	60

QUAD CITY (2007-08)				
CATEGORY	LEADER(S)	STAT	SECOND	STAT
GOALS	Adam Pardy	5	Tim Ramholt & Tim Hambly	4
ASSISTS	Tim Hambly	26	Tim Ramholt	20
POINTS	Tim Hambly	30	Tim Ramholt	24
PENALTY MINUTES	Tim Ramholt	73	Brett Palin	68

OMAHA (2006-07)				
CATEGORY	LEADER(S)	STAT	SECOND	STAT
GOALS	Rickie Regehr	5	Chris Lee	4
ASSISTS	Brad Ference	23	Tim Hambly	15
POINTS	Brad Ference	26	Tim Hambly	18
PENALTY MINUTES	Brad Ference	210	Brett Palin	71

OMAHA (2005-06)				
CATEGORY	LEADER(S)	STAT	SECOND	STAT
GOALS	Mark Giordano	16	Richie Regehr	7
ASSISTS	Mark Giordano*	42	Richie Regehr	23
POINTS	Mark Giordano*	58	Richie Regehr	30
PENALTY MINUTES	Mark Giordano	141	Steve Bancroft	114



YEAR-BY-YEAR LEADERS

DEFENSEMAN - TOP AFFILIATE (CONTINUED)

LOWELL (2004-05) - SHARED AFFILIATE WITH CAROLINA HURRICANES				
CATEGORY	LEADER(S)	STAT	SECOND	STAT
GOALS	Richie Regehr	9	Allan Rourke (CAR)	7
ASSISTS	Mike Commodore	29	Richie Regehr	16
POINTS	Mike Commodore	35	Richie Regehr	25
PENALTY MINUTES	Mike Commodore	175	Danny Richmond (CAR)	139

LOWELL (2003-04) - SHARED AFFILIATE WITH CAROLINA HURRICANES				
CATEGORY	LEADER(S)	STAT	SECOND	STAT
GOALS	Brad Fast (CAR)	10	Tomas Malec (CAR)	7
ASSISTS	Brad Fast (CAR)	25	Tomas Malec (CAR)	13
POINTS	Brad Fast (CAR)	35	Tomas Malec (CAR)	20
PENALTY MINUTES	Tomas Malec (CAR)	101	Mike Commodore	75

SAINT JOHN (2002-03)				
CATEGORY	LEADER(S)	STAT	SECOND	STAT
GOALS	Micki DuPont	12	Mike Mottau	5
ASSISTS	Micki DuPont	21	Mike Martin	18
POINTS	Micki DuPont	33	Mike Martin	20
PENALTY MINUTES	Jan Vodrazka	169	Jayme Filipowicz	106

SAINT JOHN (2001-02)				
CATEGORY	LEADER(S)	STAT	SECOND	STAT
GOALS	Steve Montador	9	Micki DuPont	7
ASSISTS	Micki DuPont	33	Alan Letang	24
POINTS	Micki DuPont	40	Alan Letang	28
PENALTY MINUTES	Steve Montador	107	Jeffrey Sullivan	96

SAINT JOHN (2000-01)				
CATEGORY	LEADER(S)	STAT	SECOND	STAT
GOALS	Derrick Walser	19	Darrel Scoville	15
ASSISTS	Derrick Walser	36	Darrel Scoville	32
POINTS	Derrick Walser	55	Darrel Scoville	47
PENALTY MINUTES	Darrel Scoville	125	Steve Montador	95



YEAR-BY-YEAR LEADERS

DEFENSEMAN - TOP AFFILIATE (CONTINUED)

SAINT JOHN (1999-00)				
CATEGORY	LEADER(S)	STAT	SECOND	STAT
GOALS	Darrel Scoville	11	Chris St. Croix	5
ASSISTS	Lee Sorochan	37	Darrel Scoville	25
POINTS	Lee Sorochan	41	Darrel Scoville	36
PENALTY MINUTES	Matt O'Dette*	177	Lee Sorochan	124

SAINT JOHN (1998-99)				
CATEGORY	LEADER(S)	STAT	SECOND	STAT
GOALS	David Cooper	18	Eric Charron	10
ASSISTS	Chris O'Sullivan	29	David Cooper	24
POINTS	David Cooper	42	Chris O'Sullivan	36
PENALTY MINUTES	Eric Charron	148	David Cooper	121

SAINT JOHN (1997-98)				
CATEGORY	LEADER(S)	STAT	SECOND	STAT
GOALS	Eric Charron	8	Denis Gauthier & Keith McCambridge & Chris O'Sullivan	4
ASSISTS	Denis Gauthier & Eric Charron	20	Chris O'Sullivan	10
POINTS	Eric Charron	28	Denis Gauthier	24
PENALTY MINUTES	Ryan Bast	187	Sami Helenius	185

SAINT JOHN (1996-97)				
CATEGORY	LEADER(S)	STAT	SECOND	STAT
GOALS	Marc Hussey	6	Sami Helenius	5
ASSISTS	Denis Gauthier	28	Marc Hussey	24
POINTS	Denis Gauthier	31	Marc Hussey	24
PENALTY MINUTES	Sami Helenius	218	Jamie Allison	139

SAINT JOHN (1995-96)				
CATEGORY	LEADER(S)	STAT	SECOND	STAT
GOALS	Marc Hussey	10	Joel Bouchard	8
ASSISTS	Joel Bouchard	25	Marc Hussey	21
POINTS	Joel Bouchard	33	Marc Hussey	31
PENALTY MINUTES	Todd Simpson*	277	Sami Helenius	231



YEAR-BY-YEAR LEADERS

DEFENSEMAN - TOP AFFILIATE (CONTINUED)

SAINT JOHN (1994-95)				
CATEGORY	LEADER(S)	STAT	SECOND	STAT
GOALS	Len Esau	13	Bobby Marshall	7
ASSISTS	Francois Groleau	34	Len Esau	27
POINTS	Len Esau & Francois Groleau	40	Joel Bouchard & Bobby Marshall	31
PENALTY MINUTES	Todd Simpson	321	Sami Helenius	217

SAINT JOHN (1993-94)				
CATEGORY	LEADER(S)	STAT	SECOND	STAT
GOALS	Kevin Wortman	17	Len Esau	12
ASSISTS	Len Esau	36	Kevin Wortman	32
POINTS	Kevin Wortman	49	Len Esau	48
PENALTY MINUTES	Brad Miller	174	Len Esau	129

SALT LAKE (1992-93)				
CATEGORY	LEADER(S)	STAT	SECOND	STAT
GOALS	Kevin Wortman	17	Paul Holden	5
ASSISTS	Kevin Wortman	50	Kris Miller	21
POINTS	Kevin Wortman	63	Kris Miller	25
PENALTY MINUTES	Ken Sabourin	140	Paul Holden	86

SALT LAKE (1991-92)				
CATEGORY	LEADER(S)	STAT	SECOND	STAT
GOALS	Kevin Wortman	12	Darryl Olsen & Kevin Grant	7
ASSISTS	Kevin Wortman	34	Darryl Olsen	33
POINTS	Kevin Wortman	46	Darryl Olsen	40
PENALTY MINUTES	Kevan Melrose	187	Kevin Grant	181

SALT LAKE (1990-91)				
CATEGORY	LEADER(S)	STAT	SECOND	STAT
GOALS	Darryl Olsen	15	Rick Lessard	8
ASSISTS	Scott McCrady	49	Darryl Olsen	40
POINTS	Darryl Olsen	55	Scott McCrady	53
PENALTY MINUTES	Rick Lessard	272	Kevin Grant	200



YEAR-BY-YEAR LEADERS

DEFENSEMAN - TOP AFFILIATE (CONTINUED)

SALT LAKE (1989-90)				
CATEGORY	LEADER(S)	STAT	SECOND	STAT
GOALS	Brian Glynn	17	Darryl Olsen	16
ASSISTS	Darryl Olsen	50	Brian Glynn	44
POINTS	Darryl Olsen	66	Brian Glynn	61
PENALTY MINUTES	Rick Hayward*	419	Ken Sabourin	336

SALT LAKE (1988-89)				
CATEGORY	LEADER(S)	STAT	SECOND	STAT
GOALS	Rick Lessard	10	Jim Leavins	8
ASSISTS	Dave Reiersen	46	Rick Lessard	42
POINTS	Dave Reiersen	53	Rick Lessard	52
PENALTY MINUTES	Rick Hayward	313	Rick Lessard	239

SALT LAKE (1987-88)				
CATEGORY	LEADER(S)	STAT	SECOND	STAT
GOALS	Jim Leavins	12	Doug Clarke	11
ASSISTS	Jim Leavins	45	Kevan Guy	30
POINTS	Jim Leavins	57	Doug Clarke	37
PENALTY MINUTES	Ken Sabourin	186	Darwin McCutcheon	150

MONCTON (1986-87) - SHARED AFFILIATE WITH BOSTON BRUINS				
CATEGORY	LEADER(S)	STAT	SECOND	STAT
GOALS	Wade Campbell (BOS)	12	Dale DeGray	10
ASSISTS	Wade Campbell (BOS)	23	Dale DeGray	22
POINTS	Wade Campbell (BOS)	35	Dale DeGray	32
PENALTY MINUTES	Darwin McCutcheon	187	Ken Sabourin	166

MONCTON (1985-86) - SHARED AFFILIATE WITH BOSTON BRUINS				
CATEGORY	LEADER(S)	STAT	SECOND	STAT
GOALS	Mark Lamb	26	Dale DeGray	10
ASSISTS	Mark Lamb*	50	Dale DeGray	31
POINTS	Mark Lamb*	76	Dale DeGray	41
PENALTY MINUTES	Peter Dineen	136	Dale DeGray	128



YEAR-BY-YEAR LEADERS

DEFENSEMAN - TOP AFFILIATE (CONTINUED)

MONCTON (1984-85)				
CATEGORY	LEADER(S)	STAT	SECOND	STAT
GOALS	Dale DeGray	24	Mark Lamb	23
ASSISTS	Mark Lamb	49	Dale DeGray	37
POINTS	Mark Lamb	72	Dale DeGray	61
PENALTY MINUTES	Keith Hanson	145	Neil Sheehy	101

COLORADO (1983-84)				
CATEGORY	LEADER(S)	STAT	SECOND	STAT
GOALS	Dale DeGray	16	Charlie Bourgeois	12
ASSISTS	Charlie Bourgeois	32	Pat Ribble	27
POINTS	Charlie Bourgeois	44	Pat Ribble	31
PENALTY MINUTES	Neil Sheehy	151	Charlie Bourgeois	133

COLORADO (1982-83)				
CATEGORY	LEADER(S)	STAT	SECOND	STAT
GOALS	Gord Wappel & Charlie Bourgeois	10	Tony Curtale	7
ASSISTS	Gord Wappel & Charlie Bourgeois	34	Tony Curtale	22
POINTS	Gord Wappel & Charlie Bourgeois	44	Tony Curtale	29
PENALTY MINUTES	Randy Turnbull*	292	Howard Walker	172

OKLAHOMA CITY (1981-82)				
CATEGORY	LEADER(S)	STAT	SECOND	STAT
GOALS	Rick Vasko	9	Gord Wappell	6
ASSISTS	Rick Vasko	32	Gord Wappel & Ralph Andreesen	13
POINTS	Rick Vasko	41	Kari Eloranta	30
PENALTY MINUTES	Rick Vasko	92	Ralph Andreesen	61

BIRMINGHAM (1980-81)				
CATEGORY	LEADER(S)	STAT	SECOND	STAT
GOALS	Mike Perovich & Gord Wappel & John Gibson	6	Barry Gibbs & Paul Terbenche	2
ASSISTS	Mike Perovich & Gord Wappel & John Gibson	26	Gord Wappell	19
POINTS	Mike Perovich	32	Gord Wappell	25
PENALTY MINUTES	Mike Perovich	116	Gord Wappell	89



YEAR-BY-YEAR LEADERS GOALTENDING - TOP AFFILIATE

ADIRONDACK (2014-15)				
CATEGORY	LEADER(S)	STAT	SECOND	STAT
GAMES PLAYED	Joni Ortio	37	Brad Thiessen	34
WINS	Joni Ortio	21	Brad Thiessen	10
GOALS AGAINST AVG.	Joni Ortio	2.69	Brad Thiessen	3.11
SAVE PERCENTAGE	Joni Ortio	0.912	Brad Thiessen	0.902
SHUTOUTS	Joni Ortio	4	Brad Thiessen	2

ABBOTSFORD (2013-14)				
CATEGORY	LEADER(S)	STAT	SECOND	STAT
GAMES PLAYED	Joni Ortio	37	Joey MacDonald	16
WINS	Joni Ortio	27	Joey MacDonald	5
GOALS AGAINST AVG.	Joni Ortio	2.33	Joey MacDonald	3.00
SAVE PERCENTAGE	Joni Ortio	0.926	Joey MacDonald	0.909
SHUTOUTS	Joni Ortio	2	Doug Carr	1

ABBOTSFORD (2012-13)				
CATEGORY	LEADER(S)	STAT	SECOND	STAT
GAMES PLAYED	Daniel Taylor	40	Barry Brust	35
WINS	Daniel Taylor	18	Barry Brust	13
GOALS AGAINST AVG.	Daniel Taylor	2.05	Barry Brust	2.50
SAVE PERCENTAGE	Daniel Taylor	0.922	Barry Brust	0.911
SHUTOUTS	Barry Brust	5	Daniel Taylor	3

ABBOTSFORD (2011-12)				
CATEGORY	LEADER(S)	STAT	SECOND	STAT
GAMES PLAYED	Leland Irving	39	Daniel Taylor	33
WINS	Leland Irving	22	Daniel Taylor	17
GOALS AGAINST AVG.	Daniel Taylor	2.21	Leland Irving	2.67
SAVE PERCENTAGE	Daniel Taylor	0.927	Leland Irving	0.902
SHUTOUTS	Daniel Taylor	5	Leland Irving	3



YEAR-BY-YEAR LEADERS

GOALTENDING - TOP AFFILIATE (CONTINUED)

ABBOTSFORD (2010-11)				
CATEGORY	LEADER(S)	STAT	SECOND	STAT
GAMES PLAYED	Leland Irving	61	JP Lamoureux	19
WINS	Leland Irving	30	JP Lamoureux	8
GOALS AGAINST AVG.	JP Lamoureux	2.20	Leland Irving	2.30
SAVE PERCENTAGE	JP Lamoureux	0.915	Leland Irving	0.913
SHUTOUTS	Leland Irving	8	JP Lamoureux	2

ABBOTSFORD (2009-10)				
CATEGORY	LEADER(S)	STAT	SECOND	STAT
GAMES PLAYED	Leland Irving	35	David Shantz	32
WINS	David Schantz	15	Leland Irving	14
GOALS AGAINST AVG.	Matt Keetley	2.59	David Shantz	2.75
SAVE PERCENTAGE	Matt Keetley	0.912	David Shantz	0.908
SHUTOUTS	Matt Keetley	2	Leland Irving & David Shantz	1

QUAD CITY (2008-09)				
CATEGORY	LEADER(S)	STAT	SECOND	STAT
GAMES PLAYED	Leland Irving	47	Matt Keetley	33
WINS	Leland Irving	24	Matt Keetley	8
GOALS AGAINST AVG.	Leland Irving	2.23	Matt Keetley	2.85
SAVE PERCENTAGE	Leland Irving	0.912	Matt Keetley	0.892
SHUTOUTS	Matt Keetley	2	Leland Irving & Kevin Lalonde	1

QUAD CITY (2007-08)				
CATEGORY	LEADER(S)	STAT	SECOND	STAT
GAMES PLAYED	Curtis McElhinney	41	Matt Keetley	26
WINS	Curtis McElhinney	20	Matt Keetley	10
GOALS AGAINST AVG.	Curtis McElhinney	2.28	Matt Keetley	2.33
SAVE PERCENTAGE	Matt Keetley	0.912	Curtis McElhinney	0.911
SHUTOUTS	Curtis McElhinney	3	Matt Keetley	1



YEAR-BY-YEAR LEADERS

GOALTENDER - TOP AFFILIATE (CONTINUED)

OMAHA (2006-07)				
CATEGORY	LEADER(S)	STAT	SECOND	STAT
GAMES PLAYED	Curtis McElhinney	57	Brent Krahn	28
WINS	Curtis McElhinney	35	Brent Krahn	14
GOALS AGAINST AVG.	Curtis McElhinney	2.13	Brent Krahn	2.42
SAVE PERCENTAGE	Curtis McElhinney	0.917	Brent Krahn	0.905
SHUTOUTS	Curtis McElhinney	7	Brent Krahn	2

OMAHA (2005-06)				
CATEGORY	LEADER(S)	STAT	SECOND	STAT
GAMES PLAYED	Brent Krahn	57	Curtis McElhinney	33
WINS	Brent Krahn	26	Curtis McElhinney	9
GOALS AGAINST AVG.	Brent Krahn	2.50	Curtis McElhinney	2.52
SAVE PERCENTAGE	Brent Krahn & Curtis McElhinney	0.912		
SHUTOUTS	Brent Krahn & Curtis McElhinney	3		

LOWELL (2004-05) - SHARED AFFILIATE WITH CAROLINA HURRICANES				
CATEGORY	LEADER(S)	STAT	SECOND	STAT
GAMES PLAYED	Cam Ward (CAR)	50	Brent Krahn	35
WINS	Cam Ward (CAR)	27	Brent Krahn	20
GOALS AGAINST AVG.	Cam Ward (CAR)	1.99	Brent Krahn	2.49
SAVE PERCENTAGE	Cam Ward (CAR)	0.937	Brent Krahn	0.923
SHUTOUTS	Cam Ward (CAR) & Brent Krahn	6		

LOWELL (2003-04) - SHARED AFFILIATE WITH CAROLINA HURRICANES				
CATEGORY	LEADER(S)	STAT	SECOND	STAT
GAMES PLAYED	Patrick DesRochers (CAR)	50	Four below 15 GP	
WINS	Patrick DesRochers (CAR)	23	Four below 15 GP	
GOALS AGAINST AVG.	Patrick DesRochers (CAR)	2.92	Four below 15 GP	
SAVE PERCENTAGE	Patrick DesRochers (CAR)	0.907	Four below 15 GP	
SHUTOUTS	Five tied at Zero	0		



YEAR-BY-YEAR LEADERS

GOALTENDER - TOP AFFILIATE (CONTINUED)

SAINT JOHN (2002-03)				
CATEGORY	LEADER(S)	STAT	SECOND	STAT
GAMES PLAYED	Dany Sabourin	41	Levente Szuper	35
WINS	Dany Sabourin	15	Levente Szuper	12
GOALS AGAINST AVG.	Levente Szuper	2.58	Dany Sabourin	2.70
SAVE PERCENTAGE	Dany Sabourin	0.905	Levente Szuper	0.903
SHUTOUTS	Dany Sabourin	4	Levente Szuper	1

SAINT JOHN (2001-02)				
CATEGORY	LEADER(S)	STAT	SECOND	STAT
GAMES PLAYED	Levente Szuper	43	Kay Whitmore	36
WINS	Levente Szuper	15	Kay Whitmore	10
GOALS AGAINST AVG.	Levente Szuper	2.42	Kay Whitmore	2.49
SAVE PERCENTAGE	Kay Whitmore	0.908	Levente Szuper	0.906
SHUTOUTS	Dany Sabourin	4	Levente Szuper	1

SAINT JOHN (2000-01)				
CATEGORY	LEADER(S)	STAT	SECOND	STAT
GAMES PLAYED	Martin Brochu	55	Levente Szuper	34
WINS	Martin Brochu	27	Levente Szuper	16
GOALS AGAINST AVG.	Levente Szuper	2.50	Martin Brochu	2.60
SAVE PERCENTAGE	Martin Brochu	0.899	Levente Szuper	0.898
SHUTOUTS	Martin Brochu & Levente Szuper	2	Dany Sabourin	0

SAINT JOHN (1999-00)				
CATEGORY	LEADER(S)	STAT	SECOND	STAT
GAMES PLAYED	JS Giguere	41	Tyrone Garner	19
WINS	JS Giguere	17	Tyrone Garner	4
GOALS AGAINST AVG.	JS Giguere	3.05	Tyrone Garner	4.47
SAVE PERCENTAGE	JS Giguere	0.897	Tyrone Garner	0.874
SHUTOUTS	Sean Matile & Frederic Deschenes	1	Eight tied at Zero	0



YEAR-BY-YEAR LEADERS

GOALTENDER - TOP AFFILIATE (CONTINUED)

SAINT JOHN (1998-99)				
CATEGORY	LEADER(S)	STAT	SECOND	STAT
GAMES PLAYED	JS Giguere	39	Igor Karpenko	23
WINS	JS Giguere	18	Igor Karpenko	5
GOALS AGAINST AVG.	Igor Karpeko	3.43	JS Giguere	3.44
SAVE PERCENTAGE	JS Giguere	0.905	Igor Karpenko	0.89
SHUTOUTS	JS Giguere	3	Four tied at Zero	0

SAINT JOHN (1997-98)				
CATEGORY	LEADER(S)	STAT	SECOND	STAT
GAMES PLAYED	Tyler Moss	39	JS Giguere	31
WINS	Tyler Moss	19	JS Giguere	16
GOALS AGAINST AVG.	JS Giguere	2.46	Tyler Moss	2.49
SAVE PERCENTAGE	JS Giguere	0.926	Tyler Moss	0.923
SHUTOUTS	JS Giguere & Igor Karpenko	2	Mark Richards	1

SAINT JOHN (1996-97)				
CATEGORY	LEADER(S)	STAT	SECOND	STAT
GAMES PLAYED	Darrin Madeley	46	Ian Gordon	21
WINS	Darrin Madeley	11	Ian Gordon	5
GOALS AGAINST AVG.	Ian Gordon	3.03	Darrin Madeley	3.21
SAVE PERCENTAGE	Ian Gordon	0.912	Darrin Madeley	0.9
SHUTOUTS	Dwayne Roloson	1	Six tied at Zero	0

SAINT JOHN (1995-96)				
CATEGORY	LEADER(S)	STAT	SECOND	STAT
GAMES PLAYED	Dwayne Roloson	67	Ian Gordon	19
WINS	Dwayne Roloson	33	Ian Gordon	2
GOALS AGAINST AVG.	Dwayne Roloson	2.83	Ian Gordon	4.37
SAVE PERCENTAGE	Dwayne Roloson	0.905	Ian Gordon	0.872
SHUTOUTS	Dwayne Roloson	1	Three tied at Zero	0



YEAR-BY-YEAR LEADERS

GOALTENDER - TOP AFFILIATE (CONTINUED)

SAINT JOHN (1994-95)				
CATEGORY	LEADER(S)	STAT	SECOND	STAT
GAMES PLAYED	Dwayne Roloson	46	Jason Muzzatti	31
WINS	Dwayne Roloson	16	Jason Muzzatti	10
GOALS AGAINST AVG.	Dwayne Roloson	3.42	Jason Muzzatti	3.48
SAVE PERCENTAGE	Dwayne Roloson	0.9	Jason Muzzatti	0.892
SHUTOUTS	Jason Muzzatti	2	Dwayne Roloson	1

SAINT JOHN (1993-94)				
CATEGORY	LEADER(S)	STAT	SECOND	STAT
GAMES PLAYED	Jason Muzzatti	51	Andrei Trefilov	28
WINS	Jason Muzzatti	26	Andrei Trefilov	10
GOALS AGAINST AVG.	Andrei Trefilov	3.42	Jason Muzzatti	3.74
SAVE PERCENTAGE	Andrei Trefilov	0.894	Jason Muzzatti	0.877
SHUTOUTS	Jason Muzzatti	2	Three tied at Zero	0

SALT LAKE (1992-93)				
CATEGORY	LEADER(S)	STAT	SECOND	STAT
GAMES PLAYED	Andrei Trefilov	44	Trevor Kidd	29
WINS	Andrei Trefilov	23	Trevor Kidd	10
GOALS AGAINST AVG.	Andrei Trefilov	3.19	Trevor Kidd	3.93
SAVE PERCENTAGE	Andrei Trefilov	0.896	Trevor Kidd	0.887
SHUTOUTS	Trevor Kidd	1	Two tied at Zero	0

SALT LAKE (1991-92)				
CATEGORY	LEADER(S)	STAT	SECOND	STAT
GAMES PLAYED	Jason Muzzatti	52	Warren "Scott" Sharples	35
WINS	Jason Muzzatti	24	Warren "Scott" Sharples	9
GOALS AGAINST AVG.	Jason Muzzatti	3.30	Warren "Scott" Sharples	3.75
SAVE PERCENTAGE	Not Available			
SHUTOUTS	Jason Muzzatti	2	Warren "Scott" Sharples	0



YEAR-BY-YEAR LEADERS

GOALTENDER - TOP AFFILIATE (CONTINUED)

SALT LAKE (1990-91)				
CATEGORY	LEADER(S)	STAT	SECOND	STAT
GAMES PLAYED	Steve Guenette	43	Warren "Scott" Sharples	37
WINS	Steve Guenette	26	Warren "Scott" Sharples	21
GOALS AGAINST AVG.	Steve Guenette	3.26	Warren "Scott" Sharples	3.55
SAVE PERCENTAGE	Not Available			
SHUTOUTS	Three tied at Zero	0		

SALT LAKE (1989-90)				
CATEGORY	LEADER(S)	STAT	SECOND	STAT
GAMES PLAYED	Steve Guenette	47	Wayne Cowley	36
WINS	Steve Guenette	22	Wayne Cowley	15
GOALS AGAINST AVG.	Steve Guenette	3.45	Wayne Cowley	3.70
SAVE PERCENTAGE	Not Available			
SHUTOUTS	Three tied at Zero	0		

SALT LAKE (1988-89)				
CATEGORY	LEADER(S)	STAT	SECOND	STAT
GAMES PLAYED	Doug Dadswell	32	Steve Guenette	30
WINS	Marc D'Amour	26	Grant Blair	10
GOALS AGAINST AVG.	Marc D'Amour	3.27	Grant Blair	3.76
SAVE PERCENTAGE	Not Available			
SHUTOUTS	Doug Dadswell	2	Three tied at Zero	0

SALT LAKE (1987-88)				
CATEGORY	LEADER(S)	STAT	SECOND	STAT
GAMES PLAYED	Marc D'Amour	62	Grant Blair	19
WINS	Marc D'Amour	26	Grant Blair	10
GOALS AGAINST AVG.	Marc D'Amour	3.27	Grant Blair	3.76
SAVE PERCENTAGE	Not Available			
SHUTOUTS	Four Tied at Zero	0		



YEAR-BY-YEAR LEADERS

GOALTENDER - TOP AFFILIATE (CONTINUED)

MONCTON (1986-87) - SHARED AFFILIATE WITH BOSTON BRUINS				
CATEGORY	LEADER(S)	STAT	SECOND	STAT
GAMES PLAYED	Doug Dadswell	42	Cleon Daskalakis (BOS)	27
WINS	Doug Dadswell	24	Cleon Daskalakis (BOS)	8
GOALS AGAINST AVG.	Doug Dadswell	3.64	Cleon Daskalakis (BOS)	4.88
SAVE PERCENTAGE	Doug Dadswell	0.852	Cleon Daskalakis (BOS)	0.828
SHUTOUTS	Doug Dadswell & Pat Riggan (BOS)	1	Four tied at Zero	0

MONCTON (1985-86) - SHARED AFFILIATE WITH BOSTON BRUINS				
CATEGORY	LEADER(S)	STAT	SECOND	STAT
GAMES PLAYED	Cleon Daskalakis (BOS)	41	Marc D'Amour	21
WINS	Cleon Daskalakis (BOS)	19	Marc D'Amour	6
GOALS AGAINST AVG.	Cleon Daskalakis (BOS)	3.37	Rick Kosti	3.74
SAVE PERCENTAGE	Cleon Daskalakis (BOS)	0.873	Marc D'Amour	0.871
SHUTOUTS	Rick Kosti	1	Five Tied at Zero	0

MONCTON (1984-85)				
CATEGORY	LEADER(S)	STAT	SECOND	STAT
GAMES PLAYED	Mike Vernon	41	Marc D'Amour	37
WINS	Marc D'Amour	18	Mike Vernon	10
GOALS AGAINST AVG.	Marc D'Amour	3.36	Mike Vernon	3.92
SAVE PERCENTAGE	Marc D'Amour	0.896	Mike Vernon	0.874
SHUTOUTS	Three tied at Zero	0		

COLORADO (1983-84)				
CATEGORY	LEADER(S)	STAT	SECOND	STAT
GAMES PLAYED	Mike Vernon	46	Marc D'Amour	36
WINS	Mike Vernon	30	Marc D'Amour	18
GOALS AGAINST AVG.	Mike Vernon	3.35	Marc D'Amour	4.10
SAVE PERCENTAGE	Not Available			
SHUTOUTS	Mike Vernon	1	Two tied at Zero	0



YEAR-BY-YEAR LEADERS

GOALTENDER - TOP AFFILIATE (CONTINUED)

COLORADO (1982-83)				
CATEGORY	LEADER(S)	STAT	SECOND	STAT
GAMES PLAYED	Marc D'Amour	42	Tim Bernhardt	34
WINS	Tim Bernhardt	19	Marc D'Amour	16
GOALS AGAINST AVG.	Tim Bernhardt	3.86	Marc D'Amour	3.87
SAVE PERCENTAGE	Marc D'Amour	0.89	Tim Bernhardt	0.881
SHUTOUTS	Marc D'Amour	1	Three tied at Zero	0

OKLAHOMA CITY (1981-82)				
CATEGORY	LEADER(S)	STAT	SECOND	STAT
GAMES PLAYED	Paul Fricker	44	Hardy Astrom	35
WINS	Paul Fricker & Hardy Astrom	12		
GOALS AGAINST AVG.	Paul Fricker	4.75	Hardy Astrom	4.84
SAVE PERCENTAGE	Paul Fricker	0.854	Hardy Astrom	0.843
SHUTOUTS	Three tied at Zero	0		

BIRMINGHAM (1980-81)				
CATEGORY	LEADER(S)	STAT	SECOND	STAT
GAMES PLAYED	Tim Bernhardt	29	Jim Pettie	21
WINS	Tim Bernhardt	11	Jim Pettie	3
GOALS AGAINST AVG.	Tim Bernhardt	3.98	Jim Pettie	5.50
SAVE PERCENTAGE	Tim Bernhardt	0.879	Jim Pettie	0.839
SHUTOUTS	Tim Bernhardt	1	Two Tied at	0



ALL-TIME STANLEY CUP WINNERS - CGY TOP AFFILIATE

PLAYER NAME	POS	# OF CUPS	FIRST CUP WIN		SECOND CUP WIN		THIRD CUP WIN		FOURTH CUP WIN		FIFTH CUP WIN	
			YEAR	TEAM	YEAR	TEAM	YEAR	TEAM	YEAR	TEAM	YEAR	TEAM
Mike Commodore	D	1	2006	Carolina Hurricanes								
Chris Dingman	L	2	2001	Colorado Avalanche	2004	Tampa Bay Lightning						
Jim Dowd	C	1	1995	New Jersey Devils								
Anders Eriksson	D	1	1998	Detroit Red Wings								
Theoren Fleury	R	1	1989	Calgary Flames								
Grant Fuhr	G	5	1984	Edmonton Oilers	1985	Edmonton Oilers	1987	Edmonton Oilers	1988	Edmonton Oilers	1990	Edmonton Oilers
J.S. Giguere	G	1	2007	Anaheim Ducks								
Tim Hunter	F	1	1989	Calgary Flames								
Brett Hull	R	2	1999	Dallas Stars	2002	Detroit Red Wings						
Mark Lamb	D	1	1990	Edmonton Oilers								
Al MacInnis	D	1	1989	Calgary Flames								
Stephane Matteau	L	1	1994	New York Rangers								
Alex McKendry	F	1	1980	New York Islanders								
Rollie Melanson	G	3	1981	New York Islanders	1982	New York Islanders	1983	New York Islanders				
Krzysztof Oliwa	L	1	2000	New Jersey Devils								
Colin Patterson	F	1	1989	Calgary Flames								
Robyn Regehr	D	1	2014	Los Angeles Kings								
Gary Roberts	L	1	1989	Calgary Flames								
Cory Stillman	C	2	2004	Tampa Bay Lightning	2006	Carolina Hurricanes						
Martin St. Louis	R	1	2004	Tampa Bay Lightning								
Steve Tambellini	C	1	1980	New York Islanders								
Mike Vernon	G	2	1989	Calgary Flames	1997	Detroit Red Wings						



ALL-TIME CALDER CUP WINNERS - CGY TOP AFFILIATE

PLAYER NAME	POS	# OF CUPS	FIRST CUP WIN		SECOND CUP WIN		THIRD CUP WIN	
			YEAR	TEAM	YEAR	TEAM	YEAR	TEAM
Dean Arsene	D	2	2006	Hershey Bears	2009	Hershey Bears		
Keith Aulie	D	1	2012	Norfolk Admirals				
Ajay Baines	C	1	2007	Hamilton Bulldogs				
Steve Bancroft	D	1	1999	Providence Bruins				
Steve Begin	L	1	2001	Saint John Flames				
Wade Belak	D	1	1997	Hershey Bears				
Blair Betts	C	1	2001	Saint John Flames				
Chad Billins	D	1	2013	Grand Rapids Griffins				
Dan Bolduc	L	1	1981	Adirondack Red Wings				
Jason Botterill	L	1	2001	Saint John Flames				
Martin Brochu	G	1	2001	Saint John Flames				
Jeremy Brown	R	1	1999	Providence Bruins				
Barry Brust	G	1	2011	Binghamton Senators				
Randy Bucyk	C	1	1985	Sherbrooke Canadiens				
Rich Chernomaz	R	1	1984	Maine Mariners				
Chris Clark	R	1	2001	Saint John Flames				
Kerry Clark	R	1	1994	Portland Pirates				
David Cooper	D	1	1996	Rochester Americans				
Wayne Cowley	G	1	1993	Cape Breton Oilers				
Andy Delmore	D	1	1998	Philadelphia Phantoms				
Guillaume Desbiens	R	1	2008	Chicago Wolves				
Jeff Dewar	R	1	2001	Saint John Flames				
Hnat Domenichelli	C	1	2003	Houston Aeros				
Doug Doull	L	2	2001	Saint John Flames	2006	Hershey Bears		
Justin Dowling	C	1	2014	Texas Stars				
Micki DuPont	D	1	2001	Saint John Flames				
Miika Elomo	L	1	2001	Saint John Flames				
Deryk Engelland	D	1	2006	Hershey Bears				
Brennan Evans	D	1	2013	Grand Rapids Griffins				
Rico Fata	R	1	2001	Saint John Flames				
Colin Forbes	F	1	2006	Hershey Bears				
John Gibson	D	1	1982	New Brunswick Hawks				
Mark Greig	R	1	1991	Springfield Indians				
David Haas	L	1	1993	Cape Breton Oilers				
Burke Henry	D	1	2000	Hartford Wolf Pack				
Cale Hulse	D	1	1995	Albany River Rats				
Raitis Ivanans	L	1	2004	Milwaukee Admirals				
Jim Jackson	R	1	1987	Rochester Americans				
Alexandre Jacques	R	1	2004	Milwaukee Admirals				
Sheldon Kennedy	R	1	1992	Adirondack Red Wings				
Staffan Kronwall	D	1	2009	Hershey Bears				
Dale Kushner	R	1	1990	Springfield Indians				
Quintin Laing	L	1	2009	Hershey Bears				



ALL-TIME CALDER CUP WINNERS - CGY TOP AFFILIATE

PLAYER NAME	POS	# OF CUPS	FIRST CUP WIN		SECOND CUP WIN		THIRD CUP WIN	
			YEAR	TEAM	YEAR	TEAM	YEAR	TEAM
Guy Larose	C	1	2002	Chicago Wolves				
Dale Lewis	L	1	1975	Springfield Indians				
Corey Locke	C	2	2007	Hamilton Bulldogs	2011	Binghamton Senators		
Mike Martin	D	1	2001	Saint John Flames				
Steve Montador	D	1	2001	Saint John Flames				
Jason Morgan	C	1	2001	Saint John Flames				
Rick Mrozik	D	1	2001	Saint John Flames				
Marty Murray	C	1	2001	Saint John Flames				
Mike Murray†	C	1	1988	Hershey Bears				
John Newberry	F	1	1985	Sherbrooke Canadiens				
Harold Phillipoff	F	1	1977	Nova Scotia Voyageurs				
Gary Rissling	L	1	1980	Hershey Bears				
David Roche	L	1	2001	Saint John Flames				
Gaetan Royer	R	1	2001	Saint John Flames				
Bobby Russell‡	R	1	2001	Saint John Flames				
Darrel Scoville	D	1	2001	Saint John Flames				
Brett Skinner	D	1	2013	Grand Rapids Griffins				
Derek Smith	D	1	2011	Binghamton Senators				
Ben Stafford	C	1	2005	Philadelphia Phantoms				
Jeff Staples	D	1	1998	Philadelphia Phantoms				
Chris St. Croix	D	1	2001	Saint John Flames				
Colin Stuart	L	1	2008	Chicago Wolves				
Levente Szuper	G	1	2001	Saint John Flames				
Daniel Tkaczuk	C	1	2001	Saint John Flames				
Sergei Varlamov	L	1	2001	Saint John Flames				
Rick Vasko	D	1	1981	Adirondack Red Wings				
Taylor Vause	C	1	2014	Texas Stars				
Derrick Walser	D	1	2001	Saint John Flames				
Kay Whitmore	G	1	1991	Springfield Indians				



ALL-TIME OLYMPIC FACT SHEET - CALGARY AFFILIATE

MOST REPRESENTED COUNTRY: CANADA
16 TOTAL (15 SKATERS, 1 GOALIE)

GAMES WITH MOST OLYMPIANS: 1992 ALBERTVILLE, FRANCE
10 TOTAL (8 SKATERS, 2 GOALIES)

**MOST COUNTRIES REPRESENTED, SINGLE OLYMPIC GAMES: 2006
TURIN, ITALY (7)**
CANADA (2), ITALY (2), USA (1), RUSSIA (1),
CZECH REPUBLIC (1), FINLAND (1), SLOVAKIA (1)

MOST APPEARANCES, AHL FRANCHISE, TEAM: SAINT JOHN FLAMES
16 TOTAL (13 SKATERS, 3 GOALIES)

MOST APPEARANCES, INDIVIDUAL: D KARI ELORANTA (3)
ALBERTVILLE '92, CALGARY '88, LAKE PLACID '80

MOST GAMES PLAYED, INDIVIDUAL, CAREER: 24
D KARI ELORANTA, SWEDEN

MOST GAMES PLAYED, INDIVIDUAL, SINGLE OLYMPIC GAMES: 8 (19X)
F JUKKA HENTUNEN, FINLAND, TURIN '06

MOST GOALS, INDIVIDUAL, CAREER: 5 (2X)
F BRETT HULL, USA

MOST GOALS, INDIVIDUAL, SINGLE OLYMPIC GAMES: 5
F TODD HLUSHKO, CANADA, LILLEHAMMER '94

MOST ASSISTS, INDIVIDUAL, CAREER: 10
D KARI ELORANTA, FINLAND

MOST ASSISTS, INDIVIDUAL, SINGLE OLYMPIC GAMES: 7
F RANDY SMITH, CANADA, ALBERTVILLE '92

MOST POINTS, INDIVIDUAL, CAREER: 11 (2X)
F BRETT HULL, USA

MOST POINTS, INDIVIDUAL, SINGLE OLYMPIC GAMES: 8 (2X)
F BRETT HULL (3 G, 5 A), USA, SALT LAKE CITY '02

MOST PENALTY MINUTES, INDIVIDUAL, CAREER: 21
F BENOIT DOUCET, GERMANY

MOST PENALTY MINUTES, INDIVIDUAL, SINGLE OLYMPIC GAMES: 15
F BENOIT DOUCET, GERMANY, NAGANO '88

	Canada	16
	Czech Republic	1
	Finland	2
	France	1
	Germany	1
	Italy	2
	Russia	4
	Slovakia	1
	Sweden	1
	Switzerland	2
	Ukraine	2
	United States	8
DOESN'T EXIST	Unified Team	1
	TOTAL	42



ALL-TIME OLYMPIC STATS CALGARY AFFILIATE - SKATERS

PLAYER NAME	AHL TEAM	# OF OLYMPIC GAMES	POS	OLY TEAM	HIGHEST RESULT	# OF GOLD	# OF SILVER	# OF BRONZE	TOTAL MEDALS	GP	G	A	PTS	PIM
Robin Bartell	Moncton	1	D	Canada	4th (1984)	0	0	0	0	6	0	1	1	4
Jonas Bergqvist	Salt Lake	2	R	Sweden	GOLD (1994)	1	0	1	2	16	4	3	7	8
Dan Bolduc	Moncton, Colorado	1	L	USA	5th (1976)	0	0	0	0	6	2	0	2	6
Brian Bradley	Moncton, Colorado	1	C	Canada	4th (1988)	0	0	0	0	7	0	4	4	0
Todd Brost	Salt Lake	1	C	Canada	SILVER (1992)	0	1	0	1	8	0	4	4	4
Kevin Dahl	Saint John, Salt Lake	1	D	Canada	SILVER (1992)	0	1	0	1	8	2	0	2	6
Hnat Domenichelli	Saint John	1	C	Switzerland	8th (2010)	0	0	0	0	5	1	2	3	4
Benoit Doucet	Moncton (Unaffiliated)	2	F	Germany	7th (1998)	0	0	0	0	12	3	0	3	21
Kari Eloranta	Oklahoma City	3	D	Finland	SILVER (1988)	0	1	0	1	24	1	10	11	12
Theoren Fleury	Salt Lake	2	R	Canada	GOLD (2002)	1	0	0	1	12	1	4	5	8
Ravil Gusmanov	Saint John	1	L	Russia	4th (1994)	0	0	0	0	8	3	1	4	0
John Harrington	Colorado	2	L	USA	GOLD (1980)	1	0	0	1	13	0	5	5	8
Jukka Hentunen	Saint John	1	R	Finland	SILVER (2006)	0	1	0	1	8	0	0	0	2
Dave Hindmarch	Oklahoma City, Birmingham	1	R	Canada	6th (1980)	0	0	0	0	6	3	4	7	4
Todd Hlushko	Saint John	1	L	Canada	SILVER (1994)	0	1	0	1	8	5	0	5	6
Brett Hull	Moncton	2	R	USA	SILVER (2002)	0	1	0	1	10	5	6	11	6
Jim Johansson	Salt Lake	2	C	USA	4th (1992)	0	0	0	0	14	2	0	2	6
Ales Kotalik	Abbotsford	1	R	Czech Republic	BRONZE (2006)	0	0	1	1	4	0	0	0	0
Patrick Lebeau	Salt Lake	1	L	Canada	SILVER (1992)	0	1	0	1	8	1	3	4	4
Jordan Leopold	Saint John	1	D	USA	8th (2006)	0	0	0	0	6	1	0	1	4
Al MacInnis	Colorado	2	D	Canada	GOLD (2002)	1	0	0	1	12	2	0	2	10
Joel Otto	Moncton	1	C	USA	6th (1998)	0	0	0	0	4	0	0	0	0
John Parco	Saint John	1	C	Italy	11th (2006)	0	0	0	0	5	3	1	4	10
Ronald Petrovicky	Saint John	1	R	Slovakia	5th (2006)	0	0	0	0	6	1	0	1	2
Robyn Regehr	Saint John	1	D	Canada	7th (2006)	0	0	0	0	6	0	1	1	2
Brad Schlegel	Saint John	2	D	Canada	SILVER (92,94)	0	2	0	2	16	1	5	6	16
Randy Smith	Salt Lake	1	C	Canada	SILVER (1992)	0	1	0	1	8	1	7	8	4
Martin St. Louis	Saint John	2	R	Canada	GOLD (2014)	1	0	0	1	11	2	1	3	2
Tony Stiles	Moncton, Colorado	1	D	Canada	4th (1988)	0	0	0	0	5	0	0	0	0
Steve Tambellini	Moncton	1	C	Canada	4th (1988)	0	0	0	0	8	1	3	4	2
Andrei Taratukhin	Omaha	1	C	Russia	4th	0	0	0	0	5	0	0	0	2
Pavel Torgayev	Saint John	1	C	Russia	4th (1994)	0	0	0	0	8	2	1	3	10
Sergei Varlamov	Saint John	1	L	Ukraine	10th (2002)	0	0	0	0	2	1	0	1	14
Mark Wells	Oklahoma City	1	C	USA	GOLD (1980)	1	0	0	1	7	2	1	3	0
C.J. Young	Salt Lake	1	R	USA	4th (1998)	0	0	0	0	8	3	3	6	4



ALL-TIME OLYMPIC STATS CALGARY AFFILIATE - GOALTENDERS

PLAYER NAME	AHL TEAM	# OF OLYMPIC GAMES	OLY TEAM	HIGHEST RESULT	# OF GOLD	# OF SILVER	# OF BRONZE	TOTAL MEDALS	GP	GAA	SV%	W	L	GA	SV	SO
Reto Berra	Abbotsford	1	Switzerland	9th (2014)	0	0	0	0	1	3.88	0.6	0	0	2	3	0
Igor Karpenko	Saint John	1	Ukraine	10th (2002)	0	0	0	0	3	4.62	0.853	1	1	5	29	0
Trevor Kidd	Salt Lake	1	Canada	SILVER (1992)	0	1	0	1	1	0	1	1	0	0	19	1
Jason Muzzatti	Saint John, Salt Lake	1	Italy	11th (2006)	0	0	0	0	4	3.96	0.891	0	2	14	114	0
Andrei Trefilov	Saint John, Salt Lake	2	Russia/Unified Team	GOLD (1992)	1	1	0	2	6	3.3	0.889	1	0	6	48	0
Michel Valliere	Salt Lake	1	France	10th (1994)	0	0	0	0	2	6.5	0.829	0	2	13	63	0



END-OF-SEASON AWARDS AFFILIATE

2013-14

G JONI ORTIO
ALL-ROOKIE TEAM

2011-12

D BRIAN CONNELLY
SECOND-TEAM

D CLAY WILSON
SECOND-TEAM

2006-07

G CURTIS MCELHINNEY
SECOND-TEAM

2004-05

RW CHUCK KOBASEW
FIRST-TEAM

2000-01

D MICKI DUPONT
ALL-ROOKIE TEAM

1999-00

F RICO FATA
ALL-ROOKIE TEAM

F DANIEL TKACZUK

ALL-ROOKIE TEAM

1997-98

D RYAN BAST
SECOND-TEAM

G J.S. GIGUERE

ALL-ROOKIE TEAM

1987-88

C ALFIE TURCOTTE
SECOND-TEAM

1986-87

RW BRETT HULL
FIRST-TEAM

1984-85

D DALE DEGRAY
SECOND-TEAM

RW PIERRE RIOUX

FIRST-TEAM



ALL-TIME NHL DRAFT FACT SHEET - CGY AFFILIATE

ALL-TIME DRAFT - SKATER

HIGHEST DRAFTED: D BARRY GIBBS
SELECTED 1ST RND (#1 OVERALL) IN THE 1966 NHL ENTRY
DRAFT BY BOSTON BRUINS

LOWEST DRAFTED: D STAFFAN KRONWALL
SELECTED 9TH RND (#285 OVERALL) IN THE 2002 NHL ENTRY
DRAFT BY TORONTO MAPLE LEAFS

HIGHEST DRAFTED, AT LEAST 1000 NHL GAMES: F CORY STILLMAN (1025 GP)
SELECTED 1ST RND (#6 OVERALL) IN THE 1992 NHL ENTRY
DRAFT BY CALGARY FLAMES

LOWEST DRAFTED, AT LEAST 1,000 NHL GAMES: F THEO FLEURY (1084 GP)
SELECTED 8TH RND (#166 OVERALL) IN THE 1987 NHL ENTRY
DRAFT BY CALGARY FLAMES

MOST NHL GAMES, UNDRAFTED: F MARTIN ST. LOUIS (1134 GP)

HIGHEST DRAFTED, AT LEAST 300 NHL GOALS: F GARY ROBERTS (438 G)
SELECTED 1ST RND (#12 OVERALL) IN THE 1984 NHL ENTRY
DRAFT BY CALGARY FLAMES

LOWEST DRAFTED, AT LEAST 300 NHL GOALS: F THEO FLEURY (455 G)
SELECTED 8TH RND (#166 OVERALL) IN THE 1987 NHL ENTRY
DRAFT BY CALGARY FLAMES

MOST NHL GOALS, UNDRAFTED: F MARTIN ST. LOUIS (391 G)

HIGHEST DRAFTED, AT LEAST 500 NHL ASSISTS: F AL MACINNIS (934 A)
SELECTED 1ST RND (#15 OVERALL) IN THE 1981 NHL ENTRY
DRAFT BY CALGARY FLAMES

LOWEST DRAFTED, AT LEAST 500 NHL ASSISTS: F THEO FLEURY (633 A)
SELECTED 8TH RND (#166 OVERALL) IN THE 1987 NHL ENTRY
DRAFT BY CALGARY FLAMES

MOST ASSISTS, UNDRAFTED: F MARTIN ST. LOUIS (642 A)

HIGHEST DRAFTED, AT LEAST 1,000 NHL POINTS: D AL MACINNIS (1274 P)
SELECTED 1ST RND (#15 OVERALL) IN THE 1981 NHL ENTRY
DRAFT BY CALGARY FLAMES

LOWEST DRAFTED, AT LEAST 1,000 NHL POINTS: F THEO FLEURY (1088 P)
SELECTED 8TH RND (#166 OVERALL) IN THE 1987 NHL ENTRY
DRAFT BY CALGARY FLAMES

MOST NHL POINTS, UNDRAFTED: F MARTIN ST. LOUIS (1033 P)

HIGHEST DRAFTED, AT LEAST 2,000 PIM: F GARY ROBERTS (2560 PIM)
SELECTED 1ST RND (#12 OVERALL) IN THE 1984 NHL ENTRY
DRAFT BY CALGARY FLAMES

LOWEST DRAFTED, AT LEAST 2,000 PIM: F STU GRIMSON (2113 PIM)
SELECTED 7TH RND (#143 OVERALL) IN THE 1985 NHL ENTRY
DRAFT BY CALGARY FLAMES

MOST NHL PENALTY MINUTES, UNDRAFTED: F JOEL OTTO (1934 PIM)

ALL-TIME DRAFT - GOALTENDER

HIGHEST DRAFTED, AT LEAST 600 NHL GAMES: G GRANT FUHR (867 GP)
SELECTED 1ST RND (#8 OVERALL) IN THE 1981 NHL ENTRY
DRAFT BY EDMONTON OILERS

LOWEST DRAFTED, AT LEAST 600 NHL GAMES: G MIKE VERNON (781 GP)
SELECTED 3RD RND (#56 OVERALL) IN THE 1981 NHL ENTRY
DRAFT BY CALGARY FLAMES

MOST NHL GAMES, UNDRAFTED: G DWAYNE ROLOSON (606 GP)

HIGHEST DRAFTED, AT LEAST 300 WINS: G GRANT FUHR (403 W)
SELECTED 1ST RND (#8 OVERALL) IN THE 1981 NHL ENTRY
DRAFT BY EDMONTON OILERS

LOWEST DRAFTED, AT LEAST 300 WINS: G MIKE VERNON (367 W)
SELECTED 3RD RND (#56 OVERALL) IN THE 1981 NHL ENTRY
DRAFT BY CALGARY FLAMES

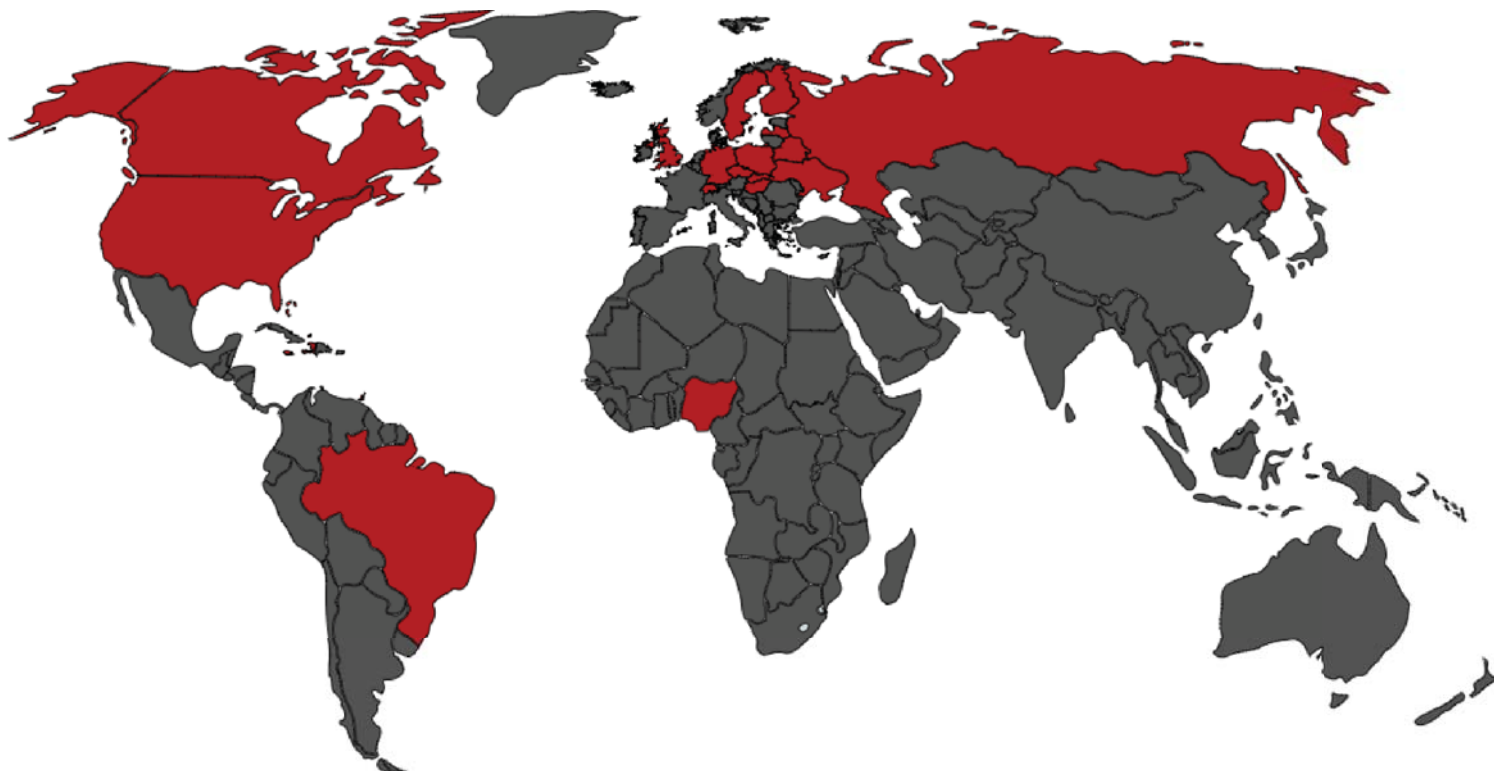
MOST NHL WINS, UNDRAFTED: G DWAYNE ROLOSON (227 W)

QUICK DRAFT FACTS

- 59% OF AHL AFFILIATE PLAYERS (INCLUDES GOALIES) WERE DRAFTED
- 52% OF AHL AFFILIATE SKATERS HAVE PLAYED AT LEAST ONE GAME IN THE NHL. 74% OF THOSE PLAYERS WITH NHL EXPERIENCE WERE DRAFTED. 49% OF AHL AFFILIATE SKATERS THAT WERE DRAFTED AND PLAYED AT LEAST ONE GAME IN THE NHL WERE DRAFTED IN THE TOP THREE ROUNDS



WHERE DO PLAYERS COME FROM? (CALGARY TOP AFFILIATE - WORLD)



Countries Marked in Red have sent one or more player to play for the Calgary's Top Affiliate

736 PLAYERS

Canada - 535 players (72.7%)	Bahamas - 1 player (.1%)
USA - 132 players (17.9%)	Belarus - 1 player (.1%)
Finland - 13 players (1.8%)	Brazil - 1 player (.1%)
Sweden - 13 players (1.8%)	England - 1 player (.1%)
Czech Republic - 10 players (1.4%)	Hungary - 1 player (.1%)
Russia - 9 players (1.2%)	Jamaica - 1 player (.1%)
Germany - 3 players (.4%)	Latvia - 1 player (.1%)
Switzerland - 3 players (.4%)	Nigeria - 1 player (.1%)
Ukraine - 3 players (.4%)	Poland - 1 player (.1%)
Slovakia - 2 players (.3%)	Unknown - 4 players (.5%)



WHERE DO PLAYERS COME FROM? (CALGARY TOP AFFILIATE - CANADA)

535 CANADIAN PLAYERS



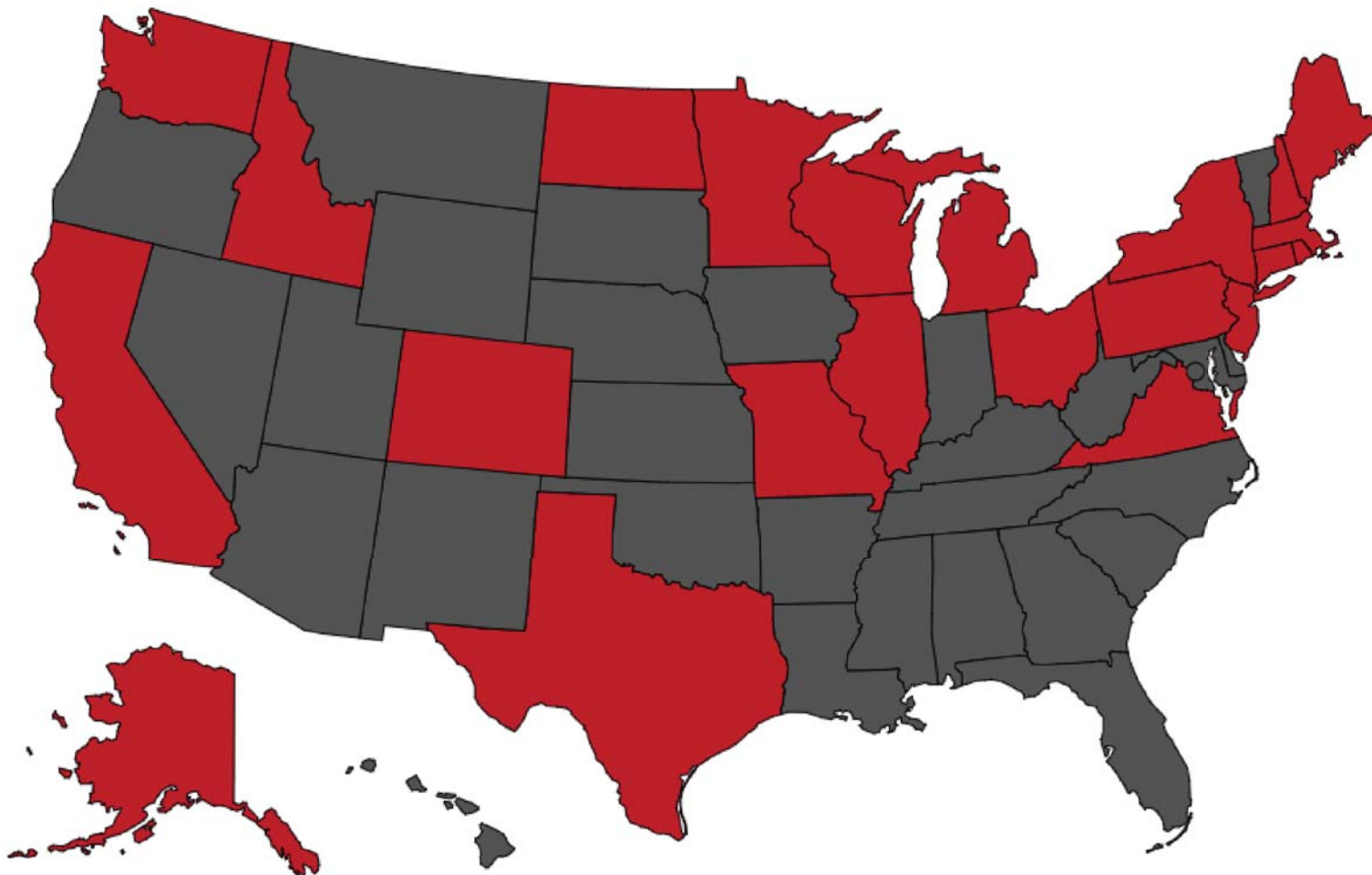
Provinces Marked in Red have sent one or more player to play for Calgary's Top Affiliate

535 CANADIAN PLAYERS

Ontario - 176 players (32.9%)	Manitoba - 29 players (5.4%)
Alberta - 109 players (20.4%)	New Brunswick - 15 players (2.8%)
British Columbia - 63 players (11.8%)	Nova Scotia - 10 players (1.9%)
Quebec - 62 players (11.6%)	Newfoundland - 8 players (1.5%)
Saskatchewan - 60 players (11.2%)	Prince Edward Island - 3 players (.6%)



WHERE DO PLAYERS COME FROM? (CALGARY TOP AFFILIATE - USA)



States Marked in Red have sent one or more player to play for Calgary's Top Affiliate

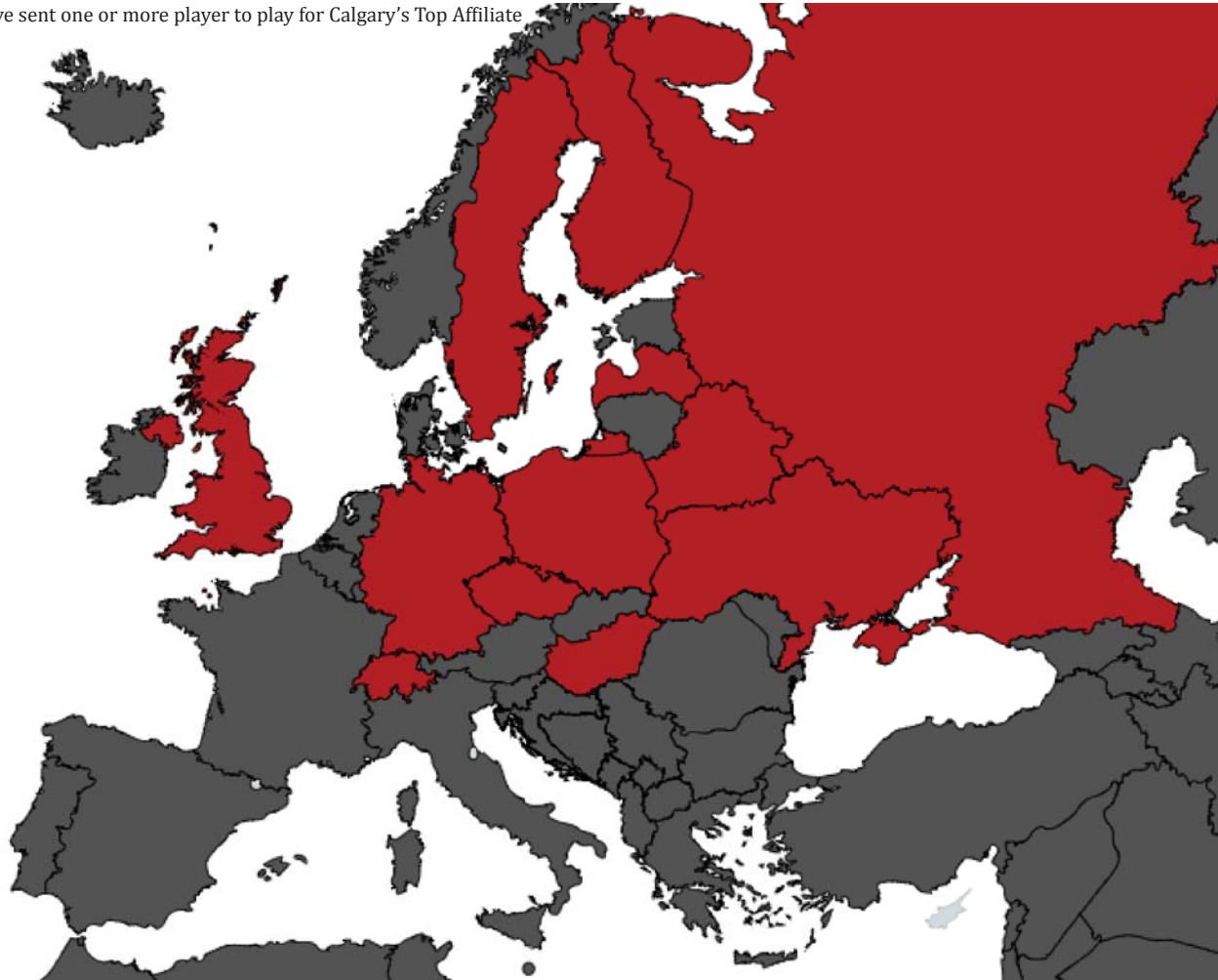
131 AMERICAN PLAYERS

- | | |
|------------------------------------|--------------------------------|
| Minnesota - 29 players (22.1%) | Missouri - 3 players (2.3%) |
| Massachusetts - 23 players (17.6%) | Ohio - 3 players (2.3%) |
| Michigan - 19 players (14.5%) | Idaho - 1 player (.8%) |
| Illinois - 8 players (6.1%) | Maryland - 1 player (.8%) |
| New York - 7 players (5.3%) | North Dakota - 1 player (.8%) |
| New Jersey - 6 players (4.6%) | New Hampshire - 1 player (.8%) |
| Wisconsin - 6 players (4.6%) | Pennsylvania - 1 player (.8%) |
| Colorado - 5 players (3.8%) | Rhode Island - 1 player (.8%) |
| California - 4 players (3.1%) | Texas - 1 player (.8%) |
| Alaska - 3 players (2.3%) | Utah - 1 player (.8%) |
| Connecticut - 3 players (2.3%) | Vermont - 1 player (.8%) |
| Maine - 3 players (2.3%) | |



WHERE DO PLAYERS COME FROM? (CALGARY TOP AFFILIATE - EUROPE)

Countries Marked in Red have sent one or more player to play for Calgary's Top Affiliate

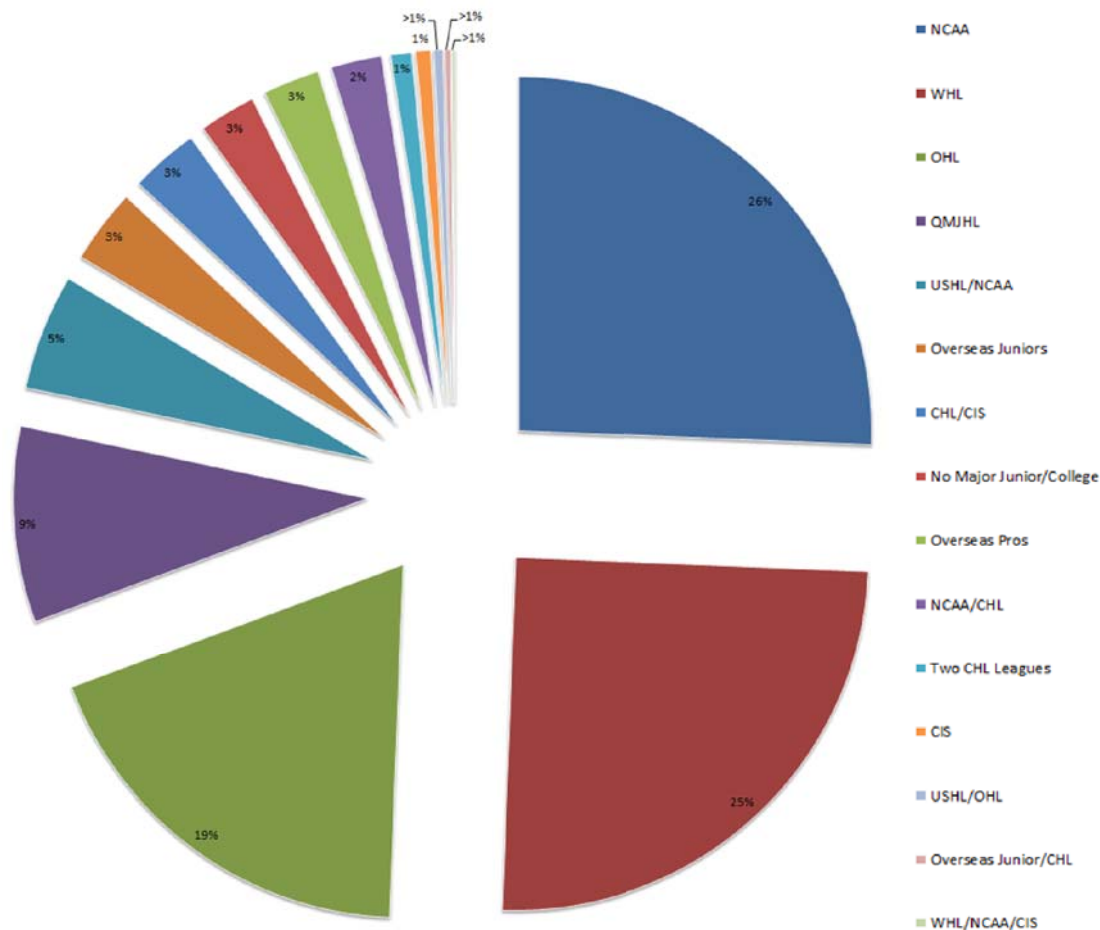


61 EUROPEAN PLAYERS

Finland - 13 players (21.3%)	Slovakia - 2 players (3.3%)
Sweden - 13 players (21.3%)	Belarus - 1 player (1.6%)
Czech Republic - 10 players (16.4%)	England - 1 player (1.6%)
Russia - 9 players (14.8%)	Hungary - 1 player (1.6%)
Germany - 3 players (4.9%)	Latvia - 1 player (1.6%)
Switzerland - 3 players (4.9%)	Poland - 1 player (1.6%)
Ukraine - 3 players (4.9%)	



WHERE DO PLAYERS COME FROM? (CALGARY TOP AFFILIATE - AMATEURS)



MOST PLAYED IN LEAGUES (INCLUDES PLAYERS WHO PLAYED IN MULTIPLE LEAGUES)

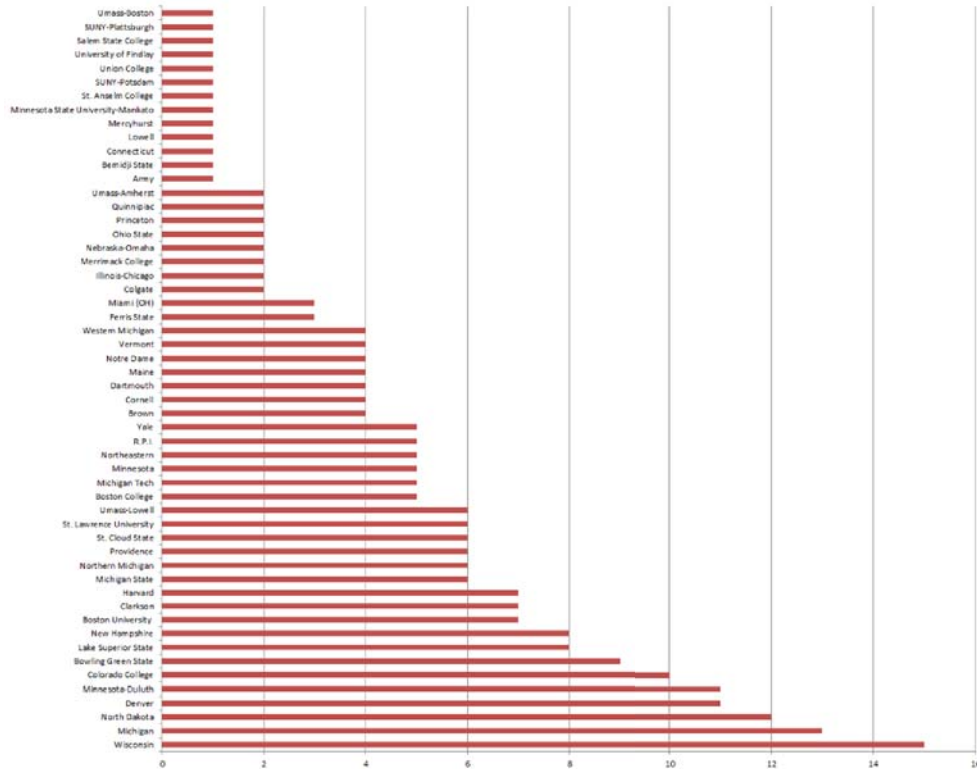
1. NATIONAL COLLEGIATE ATHLETIC ASSOCIATION (NCAA) - 246 PLAYERS WITH NCAA EXPERIENCE
2. WESTERN HOCKEY LEAGUE (WHL) - 212 PLAYERS WITH WHL EXPERIENCE
3. ONTARIO HOCKEY LEAGUE (OHL) - 158 PLAYERS WITH OHL EXPERIENCE
4. QUEBEC MAJOR JUNIOR HOCKEY LEAGUE (QMJHL) - 78 PLAYERS WITH QMJHL EXPERIENCE
5. EUROPE - 47* PLAYERS WITH EUROPEAN JUNIOR AND/OR PRO EXPERIENCE
6. UNITED STATES HOCKEY LEAGUE (USHL) - 42 PLAYERS WITH USHL EXPERIENCE
7. CANADIAN INTERUNIVERSITY SPORT (CIS) - 30 PLAYERS WITH CIS EXPERIENCE

*43 of 47 players played pro in Europe



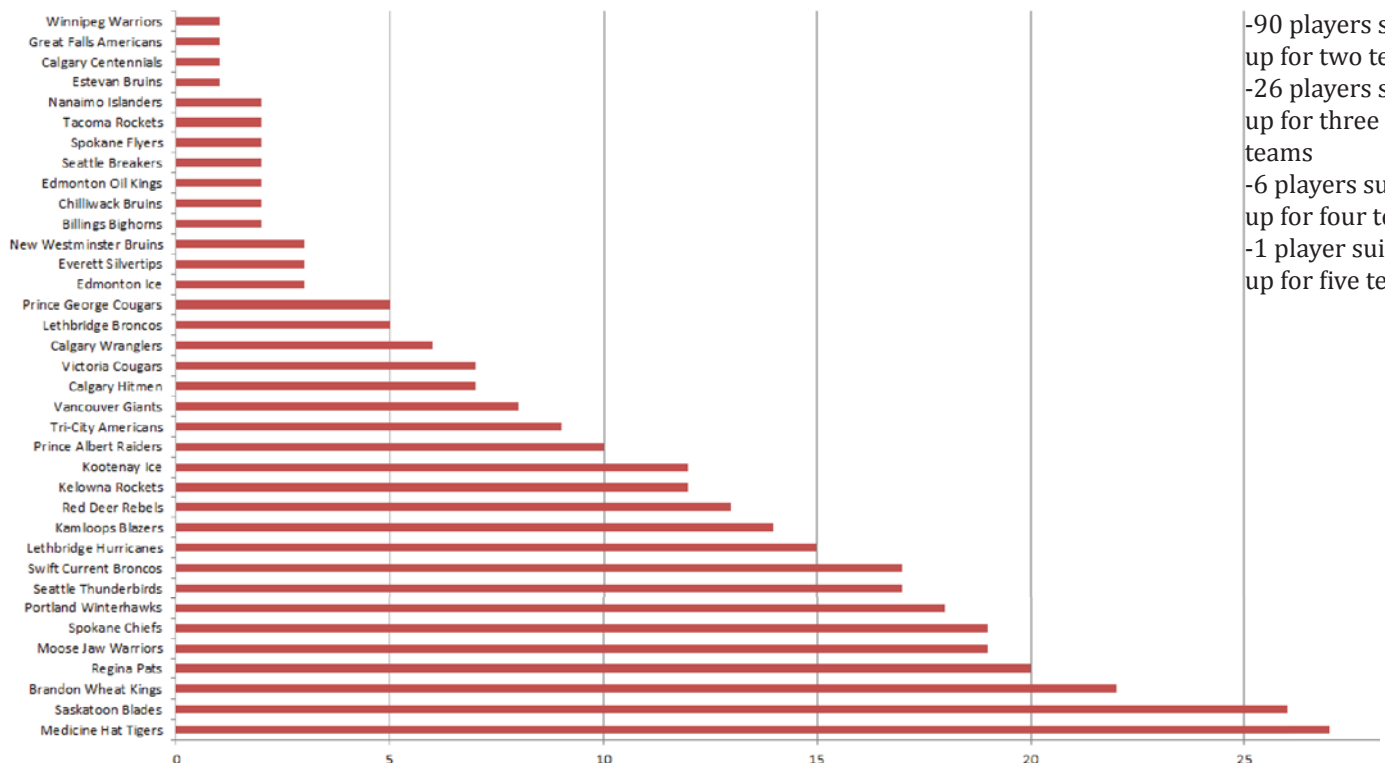
WHERE DO PLAYERS COME FROM? (CALGARY TOP AFFILIATE - NCAA/WHL)

NATIONAL COLLEGIATE ATHLETIC ASSOCIATION (NCAA)



-7 players played for two colleges*
*Mark Richards played at the University of Lowell for two seasons before it became a part of the University of Massachusetts name. He played two years for both teams despite it being the "same" school

WESTERN HOCKEY LEAGUE (WHL)

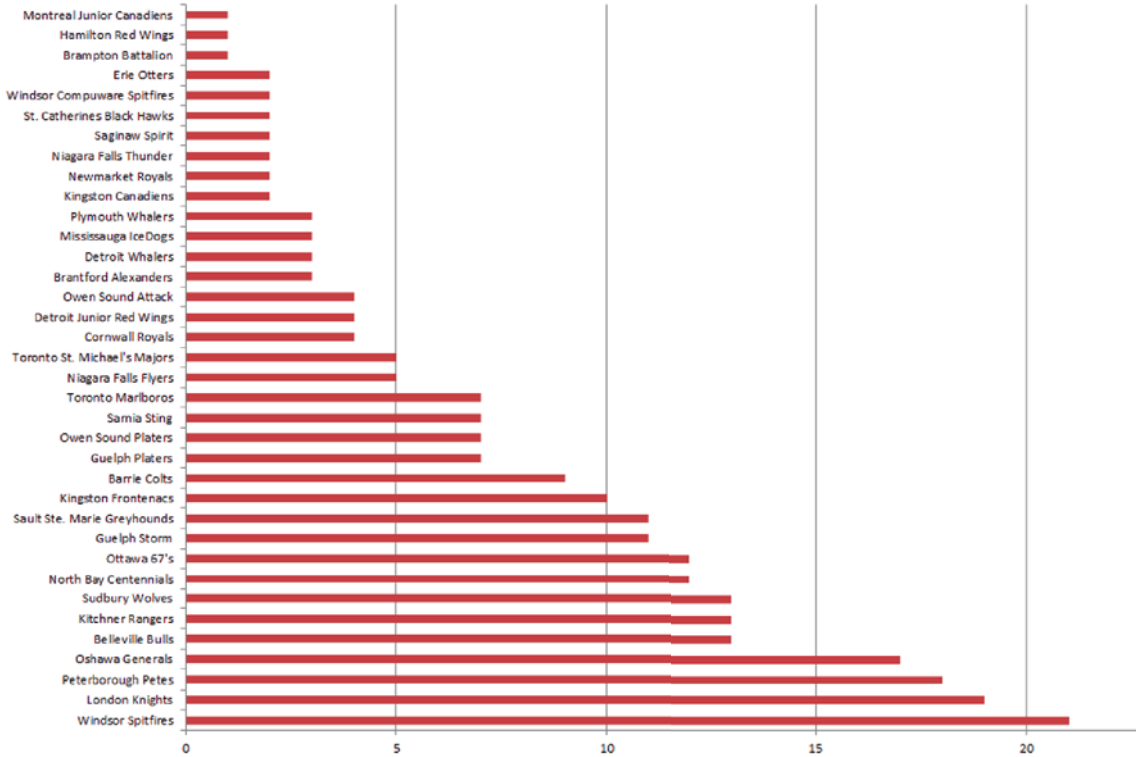


-90 players suited up for two teams
-26 players suited up for three teams
-6 players suited up for four teams
-1 player suited up for five teams



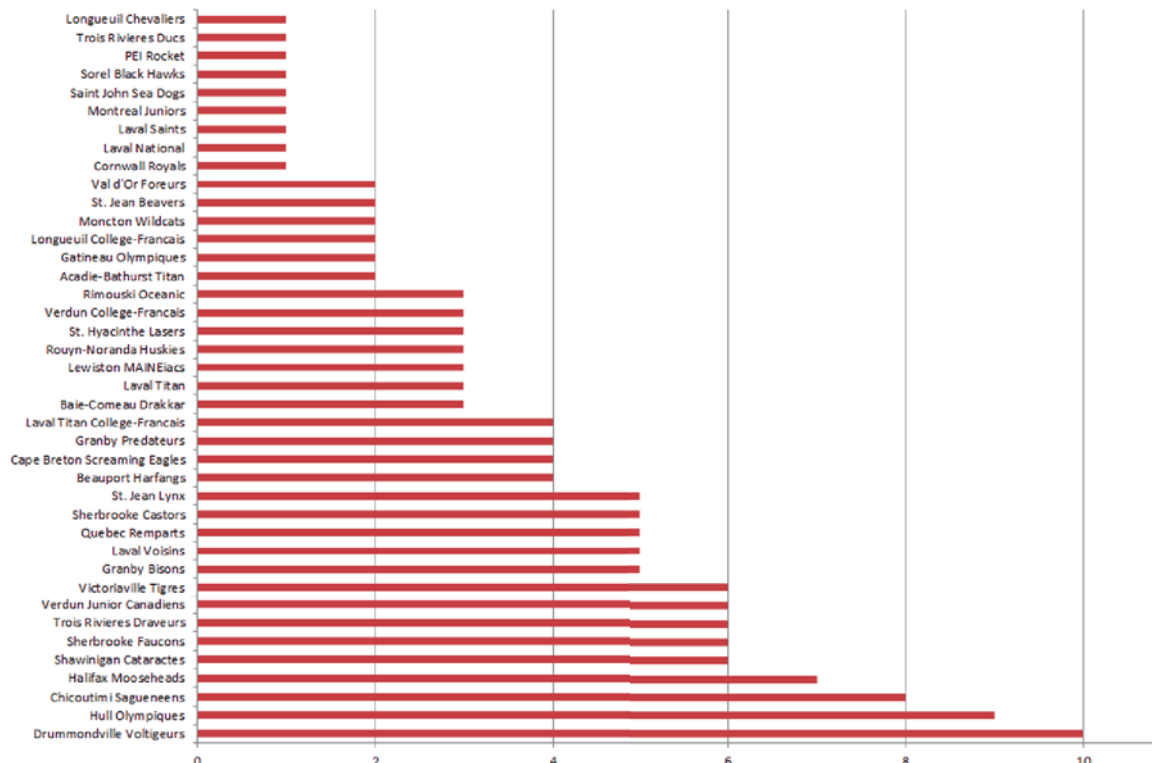
WHERE DO PLAYERS COME FROM? (CALGARY TOP AFFILIATE - OHL/QMJHL)

ONTARIO HOCKEY LEAGUE (OHL)



-72 players suited up for two teams
 -22 players suited up for three teams
 -3 players suited up for four teams
 -2 players suited up for five teams
 -1 player suited up for six teams

QUEBEC MAJOR JUNIOR HOCKEY LEAGUE (QMJHL)

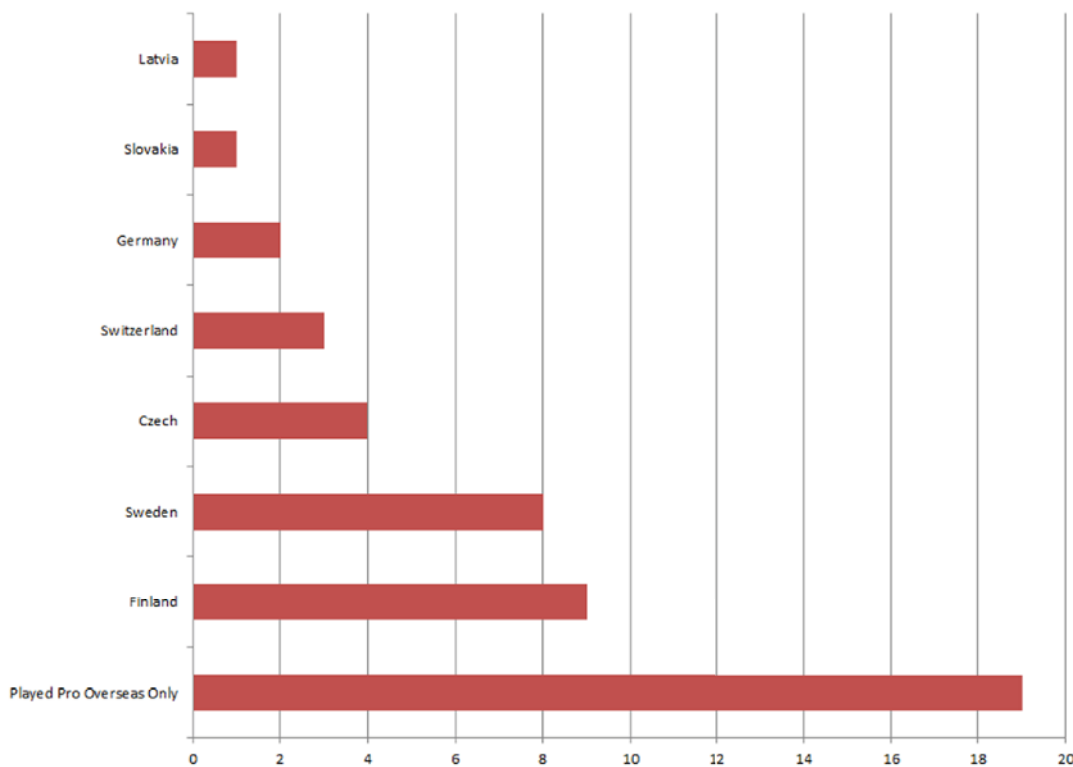


-42 players suited up for two teams
 -17 players suited up for three teams
 -4 players suited up for four teams
 -2 players suited up for five teams
 -1 player suited up for six teams
 -1 player suited up for seven teams



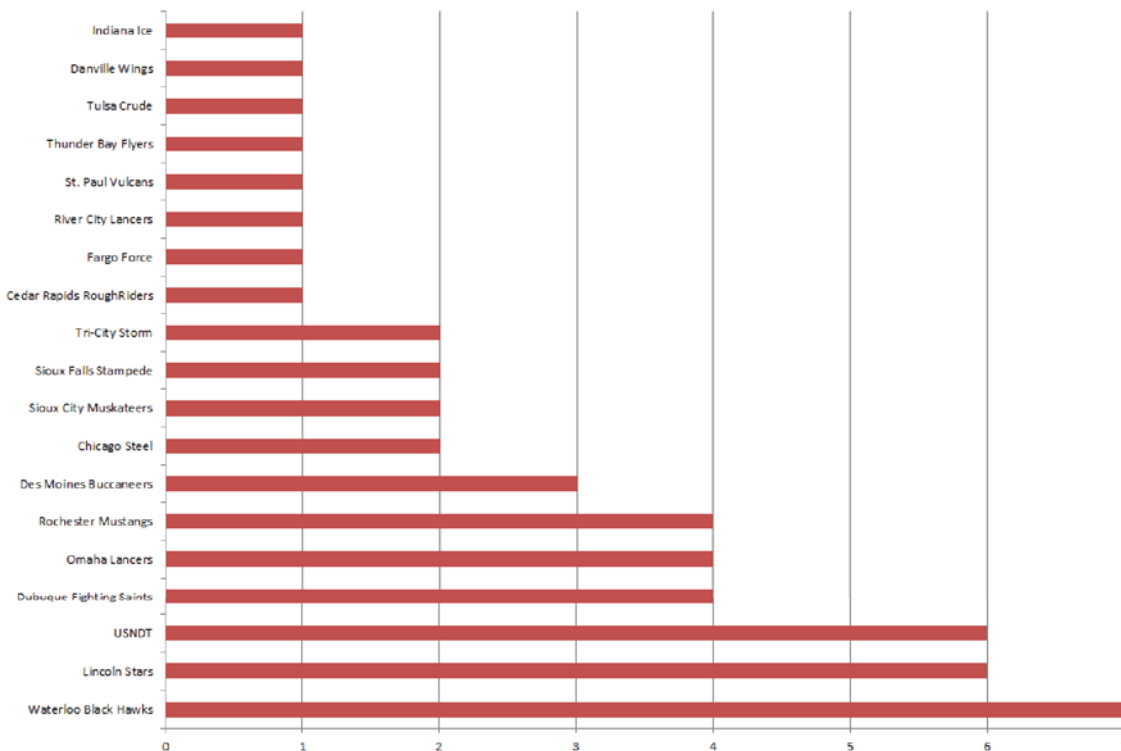
WHERE DO PLAYERS COME FROM? (CALGARY TOP AFFILIATE - EUROPE/USHL)

EUROPEAN TEAMS



-Only 4 players did not also play Pro Overseas (43/47 did)
 -8 players suited up for two European Junior teams
 -2 players suited up for three European Junior teams

UNITED STATES HOCKEY LEAGUE (USHL)

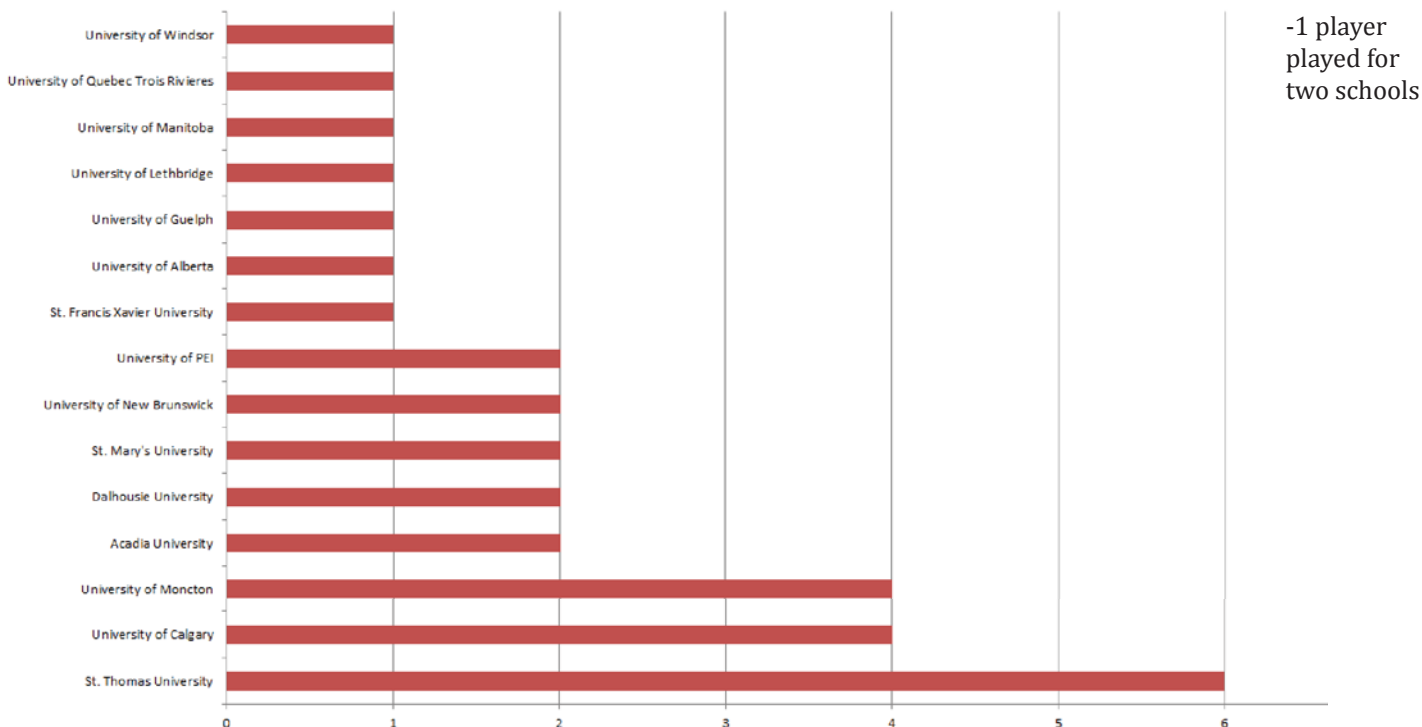


-6 players suited up for two teams
 -1 player suited up for three teams
 -1 player suited up for four teams



WHERE DO PLAYERS COME FROM? (CALGARY TOP AFFILIATE - CIS/OVERALL)

CANADIAN INTERUNIVERSITY SPORT



MOST OVERALL



MEDICINE HAT TIGERS
WHL - 27 PLAYERS



SASKATOON BLADES
WHL - 26 PLAYERS



BRANDON WHEAT KINGS
WHL - 22 PLAYERS



WINDSOR SPITFIRES
OHL - 21 PLAYERS



REGINA PATS
WHL - 20 PLAYERS

TOP 50 (TEAM - LEAGUE - # OF PLAYERS)

- | | | | |
|---|--|--|-----------------------------------|
| 1. Medicine Hat Tigers - WHL - 27 | 16. Lethbridge Hurricanes - WHL - 15 | 31. Sault Ste. Marie Greyhounds - OHL - 11 | 46. Harvard University - NCAA - 7 |
| 2. Saskatoon Blades - WHL - 26 | 17. Kamloops Blazers - WHL - 14 | 32. Colorado College - NCAA - 10 | 47. Guelph Platers - OHL - 7 |
| 3. Brandon Wheat Kings - WHL - 22 | 18. University of Michigan - NCAA - 13 | 33. Kingston Frontenacs - OHL - 10 | 48. Owen Sound Platers - OHL - 7 |
| 4. Windsor Spitfires - OHL - 21 | 19. Belleville Bulls - OHL - 13 | 34. Drummondville Voltigeurs - QMJHL - 10 | 49. Sarnia Sting - OHL - 7 |
| 5. Regina Pats - WHL - 20 | 20. Kitchener Rangers - OHL - 13 | 35. Prince Albert Raiders - WHL - 10 | 50. Toronto Marlboros - OHL - 7 |
| 6. London Knights - OHL - 19 | 21. Sudbury Wolves - OHL - 13 | 36. Bowling Green State - NCAA - 9 | Halifax Mooseheads - QMJHL - 7 |
| 7. Moose Jaw Warriors - WHL - 19 | 22. Red Deer Rebels - WHL - 13 | 37. Barrie Colts - OHL - 9 | Calgary Hitmen - WHL - 7 |
| 8. Spokane Chiefs - WHL - 19 | 23. University of North Dakota - NCAA - 12 | 38. Hull Olympiques - QMJHL - 9 | Victoria Cougars - WHL - 7 |
| 9. Pro Overseas - Europe - 19 | 24. North Bay Centennials - OHL - 12 | 39. Tri-City Americans - WHL - 9 | Waterloo Black Hawks - USHL - 7 |
| 10. Peterborough Petes - OHL - 18 | 25. Ottawa 67's - OHL - 12 | 40. Lake Superior State - NCAA - 8 | |
| 11. Portland Winter Hawks - WHL - 18 | 26. Kelowna Rockets - WHL - 12 | 41. University of New Hampshire - NCAA - 8 | |
| 12. Oshawa Generals - OHL - 17 | 27. Kootenay Ice - WHL - 12 | 42. Chicoutimi Sagueneens - QMJHL - 8 | |
| 13. Seattle Thunderbirds - WHL - 17 | 28. University of Denver - NCAA - 11 | 43. Vancouver Giants - WHL - 8 | |
| 14. Swift Current Broncos - WHL - 17 | 29. Minnesota-Duluth - NCAA - 11 | 44. Boston University - NCAA - 7 | |
| 15. University of Wisconsin - NCAA - 15 | 30. Guelph Storm - OHL - 11 | 45. Clarkson University - NCAA - 7 | |

ALL-TIME AFFILIATE ROSTER

NAME	POS	GP	G	A	PTS	PIM	SEASONS	YRS.	BIRTHDATE	BIRTHPLACE	TEAM(S)
Sena Acolatse	D	38	6	13	19	68	2014-2015	1	11/28/90	Hayward, CA	ADK
Kenneth Agostino	L	67	15	28	43	52	2014-2015	1	4/30/92	Morristown, NJ	ADK
Peter Ahola	D	66	9	19	28	59	1993-1994	1	5/14/68	Espoo, Finland	SJ
Akim Aliu	L	84	14	11	25	170	2011-2013	2	4/24/89	Okene, Nigeria	ABB
Sandy Allan	G	2	0	0	0	0	1996-1997	1	1/22/74	Nassau, Bahamas	SJ
Jamie Allison	D	138	6	27	33	434	1995-1999	4	5/13/75	Lindsay, ONT	SJ
Bujar Amidovski	G	6	0	0	0	0	1998-1999	1	2/19/77	Toronto, ONT	SJ
Erik Andersson	L	34	5	9	14	33	1997-1999	2	8/19/71	Stockholm, Sweden	SJ
Ralph Andreesen	D	83	5	15	20	100	1980-82	2	9/14/60	Prince Rupert, BC	OKC, BIR
Doug Andress	D	1	0	0	0	0	2005-2006	1	4/7/79	Iroquois Falls, ONT	OMA
John Armstrong	C	177	16	28	44	208	2008-2012	4	2/26/88	Toronto, ONT	ABB, QC
Riley Armstrong	R	38	11	8	19	55	2009-2010	1	11/8/84	Saskatoon, SASK	ABB
Bill Arnold	F	61	15	23	38	30	2014-2015	1	5/13/92	Needham, MA	ADK
Dean Arsene	D	42	1	6	7	43	2013-2014	1	7/20/80	Murrayville, BC	ABB
Hardy Astrom	G	35	0	1	1	12	1981-82	1	3/29/51	Skelleftea, Sweden	OKC
Peter Aubry	G	3	0	0	0	0	2002-2003	1	5/19/77	Windsor, ONT	SJ
Andre Aubut	D	6	0	0	0	4	1981-82	1	n/a	Laval, PQ	OKC
Keith Aulie	D	43	2	4	6	32	2009-2010	1	6/11/89	Rouleau, SASK	ABB
Mikael Backlund	C	55	15	17	32	26	2009-2011	2	3/17/89	Vasteras, Sweden	ABB
Sven Baertschi	L	109	31	49	80	40	2012-2015	3	10/5/92	Bern, Switzerland	ADK, ABB
Scott Bailey	G	4	0	0	0	0	1999-2000	1	5/2/72	Calgary, ALTA	SJ
Ajay Baines	C	24	8	4	12	26	2005-2006	1	3/25/78	Kamloops, BC	OMA
Todd Baird	G	1	0	0	0	0	1993-1994	1			SJ
Kevin Baker	R	46	13	7	20	20	2001-2002	1	6/15/79	Kingston, ONT	SJ
Peter Bakovic	L	196	51	97	148	850	1985-1988	3	1/31/65	Thunder Bay, ONT	SL, MON
Gord Baldwin	D	234	8	40	48	207	2007-2011	4	3/1/87	Winnipeg, MAN	ABB, QC
Carter Bancks	L	224	15	37	52	179	2009-2014	5	8/9/89	Marysville, BC	ABB
Steve Bancroft	D	92	4	24	28	148	97-99, 05-06	3	10/6/70	Toronto, ONT	OMA, SJ
Darren Banks	L	115	14	12	26	600	1989-1992	3	3/18/66	Toronto, ONT	SL
Rick Barkovich	C	149	54	46	100	120	1987-1990	2	4/25/64	Hamilton, ONT	SL
Evan Barlow	L	8	1	3	4	4	2009-2010	1	11/8/85	Strathmore, ALTA	ABB
Robin Bartell	D	115	8	32	40	166	1984-1986	2	5/16/61	Drake, SASK	MON
Ryan Bast	D	91	3	8	11	213	1996-1999	3	8/27/75	Regina, SASK	SJ
Frank Beaton	L	41	8	5	13	143	1980-81	1	4/28/53	Antigonish, NS	BIR
Scott Beattie	C	2	0	0	0	2	1993-1994	1	5/16/68	Kimberley, BC	SJ
Serge Beaudoin	D	7	0	3	3	12	1980-81	1	10/30/52	Montreal, PQ	BIR
Ed Beers	F	29	12	17	29	52	1982-1983	1	10/12/59	Merritt, BC	COL
Steve Begin	L	178	38	35	73	364	1996-2001	4	6/14/78	Trois-Rivieres, PQ	SJ
Wade Belak	D	12	0	2	2	43	1998-1999	1	7/3/76	Saskatoon, SASK	SJ
David Bell	D	4	0	0	0	7	2001-2002	1	3/24/77	Warton, ONT	SJ
Thomas Bellemare	R	2	0	0	0	5	2005-2006	1	1/11/84	Shawinigan, PQ	OMA
Garett Bembridge	R	187	23	31	54	99	2001-2004	3	7/6/81	Saskatoon, SASK	LOW, SJ
Spencer Bennett	L	2	0	0	0	0	2010-2011	1	10/31/90	White Rock, BC	ABB
Sean Berens	C	11	2	0	2	6	1998-1999	1	4/6/76	Chicago, IL	SJ
Jonas Bergqvist	R	13	6	10	16	4	1989-1990	1	9/26/62	Hassleholm, Sweden	SL
Tim Bernhardt	G	73	0	1	1	4	1980-1983	3	1/17/58	Sarnia, ONT	COL, OKC, BIR
Reto Berra	G	9	0	0	0	0	2013-2014	1	1/3/87	Bulach, Switzerland	ABB
Scott Bertoli	L	1	0	0	0	0	2001-2002	1	3/23/77	Milton, ONT	SJ

ALL-TIME AFFILIATE ROSTER

NAME	POS	GP	G	A	PTS	PIM	SEASONS	YRS.	BIRTHDATE	BIRTHPLACE	TEAM(S)
Blair Betts	C	161	39	51	90	44	2000-2003	3	2/16/80	Edmonton, ALTA	SJ
Chad Billins	D	65	10	32	42	40	2013-2014	1	5/26/89	Marysville, MI	ABB
Brent Bilodeau	D	24	2	1	3	39	1996-1997	1	3/27/73	Clyde, ALTA	SJ
Chris Biotti	D	189	20	52	72	190	1987-1990	3	4/22/67	Waltham, MA	SL
Patrick Bisailon	R	1	0	0	0	0	1994-1995	1	8/23/72	St. Jean, PQ	SJ
Judd Blackwater	C	17	0	0	0	15	2011-2012	1	6/22/87	Lethbridge, ALTA	ABB
Grant Blair	G	19	0	2	2	2	1987-1988	1	8/15/64	Stoney Creek, ONT	SL
Lucas Bloodoff	L	2	0	0	0	2	2014-2015	1	5/5/89	Castlegar, BC	ADK
Bob Bodak	L	154	50	45	95	308	1985-1989	4	5/28/61	Thunder Bay, ONT	SL, MON
Andy Bohmbach	L	4	1	0	1	0	2012-2013	1	2/25/87	Hudson, WI	ABB
Dan Bolduc	L	184	71	70	141	95	1982-1985	3	4/6/53	Waterville, ME	MON, COL
Ryan Bonni	D	16	0	0	0	19	2006-2007	1	2/18/79	Winnipeg, MAN	OMA
Jason Botterill	L	152	37	45	82	261	1999-2002	3	5/19/76	Edmonton, ALTA	SJ
Joel Bouchard	D	155	16	51	67	173	1993-1998	4	1/23/74	Montreal, PQ	SJ
Lance Bouma	L	95	16	11	27	108	2009-2013	4	3/25/90	Provost, ALTA	ABB
Charlie Bourgeois	D	118	24	52	76	278	1981-1984	3	11/19/59	Moncton, NB	COL, OKC
J.F. Boutin	L	27	3	11	14	25	2002-2003	1	11/17/76	Sherbrooke, PQ	SJ
Jason Bowen	L	11	0	1	1	28	1999-2000	1	11/9/73	Port Alice, BC	SJ
Justin Bowers	C	20	4	3	7	13	2008-2010	2	3/20/85	Halifax, NS	ABB, QC
Dustin Boyd	C	89	31	40	71	40	2006-2009	3	7/16/86	Winnipeg, MAN	QC, OMA
Brian Bradley	C	79	35	58	93	48	1985-1987	2	1/21/65	Kitchener, ONT	MON, COL
Andy Brandt	R	4	1	1	2	0	2011-2012	1	6/1/83	Wausau, WI	ABB
Tim Branham	D	30	1	8	9	24	2002-2003	1	5/10/81	Eagle River, WI	SJ
Fred Brathwaite	G	2	0	0	0	0	1999-2000	1	11/24/72	Ottawa, ONT	SJ
Christopher Breen	D	245	9	21	30	172	2009-2014	5	6/29/89	Uxbridge, ONT	ABB
Travis Brigley	L	162	35	51	86	80	1997-2000	3	6/16/77	Coronation, ALTA	SJ
Martin Brochu	G	55	0	1	1	8	2000-2001	1	3/10/73	Anjou, PQ	SJ
T.J. Brodie	D	115	7	50	57	64	2010-2013	3	6/7/90	Chatham, ONT	ABB
Laurent Brossoit	G	2	0	0	0	0	2013-2014	1	3/23/93	Surrey, BC	ABB
Todd Brost	C	82	5	17	22	42	1992-1993	1	9/23/67	Calgary, ALTA	SL
Jeremy Brown	R	17	1	5	6	2	2001-2002	1	6/23/74	Haileybury, ONT	SJ
Brad Brown	D	46	1	1	2	96	2008-2009	1	12/27/75	Baie Verte, NFLD	QC
Bobby Brown	C	2	0	0	0	0	1997-1998	1	9/26/75	Winnipeg, MAN	SJ
Jamie Brown	D	1	0	0	0	0	2001-2002	1	4/24/76	Halifax, NS	SJ
Jeff Brubaker	L	57	16	19	35	218	1983-1984	1	2/24/58	Hagerstown, MD	COL
Barry Brust	G	35	0	0	0	8	2012-2013	1	8/8/83	Swan River, MAN	ABB
Randy Bucyk	C	239	91	149	240	110	1987-1991	4	11/9/62	Edmonton, ALTA	SL
Marc Bureau	C	283	122	159	281	492	87-91, 00-01	5	5/19/66	Trois-Rivieres, PQ	SJ, SL
Gerry Burke	D	45	0	6	6	36	2007-2008	1	7/6/82	Milton, MA	QC
Rod Buskas	D	31	0	2	2	52	1992-1993	1	1/7/61	Medicine Hat, ALTA	SL
Ali Butorac	D	11	0	2	2	42	1985-1986	1	7/19/64	Sault Ste. Marie, ONT	MON
Paul Byron	C	100	18	36	54	82	2011-2014	3	4/27/89	Ottawa, ONT	ABB
Cory Cadden	G	3	0	0	0	2	1997-1998	1	2/21/69	Edmonton, ALTA	SJ
Joe Callahan	D	64	0	10	10	44	2012-2013	1	12/20/82	Abington, MA	ABB
Dave Cameron	C	38	8	16	24	82	84-85, 94-95	1	7/29/58	Charlottetown, PEI	SJ, MON
Bryan Cameron	R	60	6	9	15	41	2010-2011	1	2/25/89	Brampton, ONT	ABB
Brett Cameron	R	5	0	1	1	6	2014-2015	1	5/11/90	Spruce Grove, ALTA	ADK
Kris Cantu	L	4	0	0	0	0	1997-1998	1	1/12/76	Warren, MI	SJ

ALL-TIME AFFILIATE ROSTER

NAME	POS	GP	G	A	PTS	PIM	SEASONS	YRS.	BIRTHDATE	BIRTHPLACE	TEAM(S)
Arnie Caplan	G	1	0	0	0	0	1995-1996	1	2/22/68	Winnipeg, MAN	SJ
Dan Carlson	L	28	4	1	5	17	01-02, 03-04	1	4/6/79	Edina, MN	LOW*, SJ
Hugo Carpentier	C	61	3	9	12	41	2008-2011	3	3/17/88	Hull, PQ	ABB, QC
Doug Carr	G	15	0	0	0	0	2013-2015	2	3/12/89	Hanover, MA	ADK, ABB
Andrew Carroll	C	13	1	1	2	4	2010-2011	1	5/7/85	Shoreview, MN	ABB
Brett Carson	L	60	8	11	19	26	2011-2013	2	11/29/85	Regina, SASK	ABB
Brian Caruso	L	1	0	0	0	2	1994-1995	1	9/20/72	Thunder Bay, ONT	SJ
Gino Cavallini	L	55	32	21	53	35	1984-1986	2	11/24/62	Toronto, ONT	MON
Eric Charron	D	143	20	47	67	366	1997-2000	3	1/14/70	Verdun, PQ	SJ
Landis Chaulk	F	14	1	0	1	13	1986-1987	1	5/17/66	Swift Current, SASK	MON*
Ryan Chaytors	C	11	1	4	5	0	2000-2001	1	9/19/75	Calgary, ALTA	SJ
Steve Cheredaryk	D	6	1	1	2	13	2001-2002	1	11/20/75	Calgary, ALTA	SJ
Rich Chernomaz	R	442	205	296	501	1000	1987-1993	6	9/1/63	Selkirk, MAN	SL
Ryan Christie	L	144	31	32	63	145	2001-2003	2	7/3/78	Beamsville, ONT	SJ
Kris Chucko	R	277	66	61	127	227	2006-2011	5	3/13/86	Burnaby, BC	ABB, QC, OMA
Shane Churla	R	32	3	13	16	278	1988-1989	1	6/24/65	Fernie, BC	SL
Chris Clark	R	169	47	61	108	388	1998-2001	3	3/8/76	South Windsor, CT	SJ
Kerry Clark	R	200	40	43	83	893	1990-1993	3	8/21/68	Kelvington, SASK	SL
Doug Clarke	D	106	16	33	49	34	1987-1989	2	2/29/64	Toronto, ONT	SL
Mike Clayton	L	139	30	32	62	259	1983-1985	2	6/20/63	, Jamaica	MON, COL
Brad Cole	D	161	5	21	26	103	2007-2010	3	10/21/86	Miniota, MAN	ABB, QC
Mike Commodore	D	117	11	43	54	268	2002-2005	3	11/7/79	Fort Saskatchewan, ALTA	LOW, SJ
Rob Concannon	L	5	2	2	4	2	1999-2000	1	12/2/70	Dorchester, MA	SJ
Brian Connelly	D	28	1	15	16	10	2011-2012	1	6/10/86	Bloomington, MN	ABB
Brendan Connolly	C	6	1	1	2	0	2013-2014	1	9/15/85	Canmore, ALTA	ABB
David Cooper	D	65	18	24	42	121	1998-1999	1	11/2/73	Ottawa, ONT	SJ
Dan Cormier	F	23	3	4	7	81	1984-1985	1	4/24/63	Bathurst, PQ	MON*
Victor Cormier		3	0	0	0	0	1984-1985	1			MON*
Kenny Corupe	C	44	3	4	7	26	2000-2001	1	1/18/80	Hamilton, ONT	SJ
Pierre-Luc Courchesne	D	3	0	2	2	8	2002-2003	1	9/4/81	Nicolet, PQ	SJ
Yves Courteau	R	129	45	43	88	51	1984-1986	2	4/25/64	Montreal, PQ	MON
Yves Courteau†	R						1982-1983	1	4/25/64	Montreal, PQ	COL
Derek Couture	R	188	20	26	46	293	2005-2008	3	4/24/84	Calgary, ALTA	QC, OMA
Jeff Cowan	L	209	42	40	82	225	1996-2000	4	9/27/76	Scarborough, ONT	SJ
Wayne Cowley	G	72	0	5	5	26	1988-1991	3	12/4/64	Scarborough, ONT	SL
Adam Cracknell	R	89	12	18	30	38	2005-2009	3	7/15/85	Prince Albert, SASK	QC, OMA
Ryan Culkin	D	37	1	17	18	18	2014-2015	1	12/15/93	Montreal, PQ	ADK
Patrick Cullity	D	5	0	1	1	2	2011-2012	1	1/26/87	Tewksbury, MA	ABB
Mark Cundari	D	84	11	31	42	122	2012-2015	3	4/23/90	Toronto, ONT	ADK, ABB
Cam Cuning	L	342	65	54	119	297	2005-2011	6	6/4/85	Powell River, BC	ABB, QC, OMA
Tony Curtale	D	128	10	42	52	141	1981-1984	3	1/29/63	Detroit, MI	COL, OKC
Denis Cyr	R	14	10	4	14	16	1981-82	1	2/4/61	Verdun, PQ	OKC
Marc D'Amour	G	198	0	5	5	197	82-86, 87-88	5	4/29/61	Sudbury, ONT	SL, MON, COL
Doug Dadswell	G	74	0	2	2	24	86-87, 88-89	2	2/7/64	Scarborough, ONT	SL, MON
Kevin Dahl	D	38	4	13	17	49	91-92, 93-96	3	12/30/68	Regina, SASK	SJ, SL
Jason Dale	R	1	0	0	0	0	2011-2012	1	12/31/88	Pickering, ONT	ABB
Andrew Dale	C	2	0	0	0	0	1999-2000	1	2/16/76	Sudbury, ONT	SJ
Jean-Francois Dampousse	G	10	0	0	0	0	2002-2003	1	7/21/79	Saint-Alexis-des-Monts, PQ	SJ

ALL-TIME AFFILIATE ROSTER

NAME	POS	GP	G	A	PTS	PIM	SEASONS	YRS.	BIRTHDATE	BIRTHPLACE	TEAM(S)
Mike Dark	D	36	3	12	15	57	1988-1989	1	9/17/63	Sarnia, ONT	SL
Matt Davidson	RW	66	14	28	42	36	2003-2004	1	8/9/77	Flin Flon, MAN	LOW*
Zach Davies	D	14	3	0	3	6	2013-2014	1	7/1/88	Smithers, BC	ABB
Greg Day	F	8	0	1	1	2	2003-2004	1	2/25/77	St. Clair Beach, ONT	LOW
Jacob De Serres	G	1	0	0	0	0	2014-2015	1	3/18/90	Calgary, ALTA	ADK
Bryan Deasley	L	211	52	55	107	166	1988-1992	4	11/26/68	Toronto, ONT	SL
Dave Debol	C	21	13	15	28	2	1981-82	1	3/27/56	St. Clair Shores, MI	OKC
Robby Dee	C	3	1	0	1	0	2011-2012	1	4/9/87	Plymouth, MN	ABB
Dale DeGray	D	265	60	104	164	315	1983-1987	4	9/3/63	Oshawa, ONT	MON, COL
Aaron Dell	G	6	0	0	0	0	2013-2014	1	5/4/89	Airdrie, ALTA	ABB
Andy Delmore	D	9	1	3	4	4	2009-2010	1	12/26/76	Windsor, ONT	ABB
Guillaume Desbiens	R	59	3	11	14	114	2011-2012	1	4/20/85	Alma, PQ	ABB
Frederic Deschenes	G	5	0	0	0	0	1999-2000	1	1/12/76	Quebec, PQ	SJ
Jeff Dewar	R	3	1	0	1	5	2000-2001	1	5/21/76	Rothsay, NB	SJ
Chris Dingman	L	121	10	13	23	335	1995-1999	3	7/6/76	Edmonton, ALTA	SJ
Matt Doman	W	23	1	1	2	17	2001-2003	2	2/10/80	Crystal Lake, IL	SJ
Robert Dome	RW	69	32	36	68	60	2002-2004	2	1/29/79	Skalica, Slovakia	LOW, SJ
Hnat Domenichelli	C	112	65	42	107	58	1996-2000	4	2/16/76	Edmonton, ALTA	SJ
Ryan Donally	L	28	3	2	5	59	2006-2008	2	2/4/85	Tecumseh, ONT	QC, OMA
Benoit Doucet	F	79	26	34	60	18	1985-1987	2	4/23/63	Montreal, PQ	MON*
Doug Doull	L	49	3	10	13	167	2000-2001	1	5/31/74	Glace Bay, NS	SJ
Jim Dowd	C	59	13	41	54	38	1996-1998	2	12/25/68	Brick, NJ	SJ
Justin Dowling	C	30	2	4	6	8	2010-2012	2	10/1/90	Cochrane, ALTA	ABB
Trevor Doyle	D	2	0	0	0	5	1998-1999	1	1/1/74	Ottawa, ONT	SJ
Steve Duke	D	2	0	0	0	0	1998-1999	1	8/31/75	Georgetown, ONT	SJ
Brett Duncan	D	19	0	0	0	109	1995-1996	1	2/15/73	Kitchener, ONT	SJ
Micki DuPont	D	188	27	75	102	178	2000-2003	3	4/15/80	Calgary, ALTA	SJ
Maurice Dupuis	G	2	0	0	0	0	1986-1987	1			MON*
Ryan Duthie	C	72	18	21	39	70	1994-1995	1	9/2/74	Red Deer, ALTA	SJ
Mike Dwyer	L	128	40	88	128	231	1980-1983	3	9/16/57	Brampton, ONT	COL, OKC, BIR
Gordie Dwyer	LW	56	2	7	9	183	2004-2005	1	1/25/78	Dalhousie, NB	LOW*
Bruce Eakin	C	221	92	166	258	123	1981-1985	4	9/28/62	Winnipeg, MAN	MON, COL, OKC
David Eddy	R	19	1	0	1	12	2011-2014	3	12/10/89	Woodbury, MN	ABB
Allan Egeland	C	25	6	10	16	91	1998-2000	2	1/31/73	Lethbridge, ALTA	SJ
Neil Eisenhut	C	75	16	39	55	30	1994-1995	1	2/9/67	Osoyoos, BC	SJ
Matt Eisler	G	15	0	0	0	2	1998-1999	1	9/19/75	West Milford, NJ	SJ
Nils Ekman†	R						1997-1998	1	3/11/76	Stockholm, Sweden	SJ
Mickey Elick	D	62	2	11	13	50	1998-1999	1	3/17/74	Calgary, ALTA	SJ
Miika Elomo	L	72	10	21	31	109	2000-2001	1	4/21/77	Turku, Finland	SJ
Kari Eloranta	D	39	3	27	30	31	1981-82	1	2/29/56	Lahti, Finland	OKC
Turner Elson	L	99	19	14	33	73	2011-2015	4	9/13/92	St. Albert, ALTA	ADK, ABB
Deryk Engelland	D	26	0	0	0	34	2003-2004	1	4/3/82	Edmonton, Alta	LOW
Anders Eriksson	D	64	4	45	49	60	2008-2009	1	1/9/75	Bollnas, Sweden	QC
Len Esau	D	129	25	63	88	202	1993-1995	2	3/16/68	Meadow Lake, SASK	SJ
Adam Estoclet	C	43	5	12	17	14	2011-2013	2	3/24/89	Orono, MN	ABB
Brennan Evans	D	115	1	16	17	144	2003-2005	2	1/6/82	North Battlefield, SASK	LOW
Brad Farynuk	D	17	1	2	3	12	2008-2009	1	1/22/82	Enderby, BC	QC
Rico Fata	R	146	52	58	110	194	1999-2001	2	2/12/80	Sault Ste. Marie, ONT	SJ

ALL-TIME AFFILIATE ROSTER

NAME	POS	GP	G	A	PTS	PIM	SEASONS	YRS.	BIRTHDATE	BIRTHPLACE	TEAM(S)
Paul Fenton	F	1	0	1	1	0	1982-1983	1	12/22/59	Springfield, MA	COL
Brad Ference	D	73	3	23	26	210	2006-2007	1	4/2/79	Calgary, ALTA	OMA
Craig Ferguson	C	18	5	13	18	8	1995-1996	1	4/8/70	Castro Valley, CA	SJ
Micheal Ferland	L	64	13	20	33	71	2012-2015	3	4/20/92	Swan River, MAN	ADK, ABB
Mike Fidler	L	6	3	5	8	0	1981-82	1	8/19/56	Everett, MA	OKC
Jayne Filipowicz	D	63	2	13	15	106	2002-2003	1	6/15/76	Arlington Heights, IL	SJ
Theoren Fleury	R	42	40	41	81	88	1987-1989	2	6/29/68	Oxbow, SASK	SL
Colin Forbes	F	76	27	37	64	80	2004-2005	1	2/16/76	New Westminster, BC	LOW*
Tomas Forslund	R	85	41	29	70	93	1991-1993	2	11/24/68	Falun, Sweden	SL
Adrian Foster	C	5	0	1	1	2	2013-2014	1	1/15/82	Lethbridge, ALTA	ABB
Bob Francis	C	192	106	153	259	173	1980-1984	4	12/5/58	North Battleford, SASK	COL, OKC, BIR
Scott Fraser	R	37	22	10	32	24	1996-1997	1	5/3/72	Moncton, NB	SJ
Mark Freer	C	77	33	53	86	45	1993-1994	1	7/14/68	Toronto, ONT	SJ
Paul Fricker	G	44	0	1	1	0	1981-82	1	10/20/60	Toronto, ONT	OKC
Mitch Fritz	L	11	0	0	0	34	2001-2002	1	11/24/80	Osoyoos, BC	SJ
Grant Fuhr	G	3	0	0	0	0	1999-2000	1	9/28/62	Spruce Grove, ALTA	SJ
Mike Gabinet	D	1	0	0	0	2	2010-2011	1	9/26/81	Edmonton, ALTA	ABB
Steve Gallace	D	1	0	0	0	2	2001-2002	1	8/28/78	London, ONT	SJ
Tyrone Garner	G	19	0	0	0	2	1999-2000	1	7/27/78	Stoney Creek, ONT	SJ
Denis Gauthier	D	162	9	51	60	267	1995-1999	4	10/1/76	Montreal, PQ	SJ
Brent Gauvreau	C	2	0	0	0	0	1999-2000	1	6/28/80	Sudbury, ONT	SJ
Aaron Gavey	C	8	4	3	7	28	1997-1998	1	2/22/74	Sudbury, ONT	SJ
David Geris	D	2	0	0	0	5	2002-2003	1	6/7/76	North Bay, ONT	SJ
Carsen Germyn	L	387	98	160	258	564	2004-2010	6	2/22/82	Campbell River, BC	ABB, QC, OMA, LOW
Barry Gibbs	D	20	2	15	17	49	1980-81	1	9/28/48	Lloydminster, SASK	BIR
John Gibson	D	16	6	3	9	42	1980-81	1	6/2/59	St. Catharines, ONT	BIR
Jean-Sebastien Giguere	G	111	0	3	3	59	1997-2000	3	5/16/77	Montreal, PQ	SJ
Trevor Gillies	L	29	1	0	1	57	2013-2015	2	1/30/79	Cambridge, ONT	ADK, ABB
Todd Gillingham	L	76	12	21	33	269	1991-1993	2	1/31/70	Labrador, NFLD	SL
Ryan Gillis	D	4	0	0	0	0	1996-1997	1	12/31/76	Salisbury, NB	SJ
Mark Giordano	D	144	22	54	76	234	2004-2007	3	10/3/83	Toronto, ONT	OMA, LOW
Brian Glynn	D	119	21	57	78	287	1988-1991	3	11/23/67	Iserlohn, Germany	SL
Eric Godard	L	36	5	4	9	94	2006-2007	1	3/7/80	Vernon, BC	OMA
Alexander Godnyuk	D	17	2	1	3	24	1991-1992	1	1/27/70	Kiev, Ukraine	SL
Ben Gordon	L	7	0	2	2	2	2009-2010	1	1/31/85	International Falls, MN	ABB
Ian Gordon	G	40	0	0	0	0	1995-1997	2	5/15/75	North Battleford, SASK	SJ
Chris Gotziaman	R	12	2	2	4	4	1994-1995	1	11/29/71	Roseau, MN	SJ
Bob Gould	F	59	25	26	51	43	1980-82	2	9/2/57	Petrolia, ONT	OKC, BIR
David Goverde	G	1	0	0	0	0	1995-1996	1	4/9/70	Toronto, ONT	SJ
Markus Granlund	C	73	34	29	63	36	2013-2015	2	4/16/93	Oulu, Finland	ADK, ABB
Kevin Grant	D	218	20	53	73	505	1988-1993	5	1/9/69	Toronto, ONT	SL
Ryley Grantham	C	89	1	6	7	202	2009-2011	2	1/7/88	Hanna, ALTA	ABB
Benoit Gratton	C	118	27	85	112	290	1999-2001	2	12/28/76	Montreal, PQ	SJ
Josh Green	C	22	6	9	15	46	2003-2004	1	11/16/77	Camrose, ALTA	LOW
Kyle Greentree	L	79	39	37	76	63	2008-2009	1	11/15/83	Victoria, BC	QC
Bill Gregoire	D	24	2	2	4	88	1986-1988	2	4/9/67	Victoria, BC	SL, MON
Mark Greig	R	67	31	50	81	82	1994-1995	1	1/25/70	High River, ALTA	SJ
Stu Grimson	L	171	26	31	57	984	1987-1990	3	5/20/65	Vancouver, BC	SL

ALL-TIME AFFILIATE ROSTER

NAME	POS	GP	G	A	PTS	PIM	SEASONS	YRS.	BIRTHDATE	BIRTHPLACE	TEAM(S)
Francois Groleau	D	138	14	48	62	77	1993-1995	2	1/23/73	Longueuil, PQ	SJ
Steve Guenette	G	120	0	4	4	99	1988-1991	3	11/13/65	Gloucester, ONT	SL
Garry Gulash	D	3	0	0	0	19	2001-2002	1	9/22/72	Calgary, ALTA	SJ
Ravil Gusmanov	L	12	4	4	8	2	1996-1997	1	7/25/72	Naberezhnye Chelny, Russia	SJ
Kevan Guy	D	273	16	83	99	282	85-88, 91-93	5	7/16/65	Edmonton, ALTA	SL, MON
David Haas	L	37	11	17	28	108	1993-1994	1	6/23/68	Toronto, ONT	SJ
Patrik Haltia	G	3	0	0	0	0	1996-1997	1	3/29/73	Karlstad, Sweden	SJ
Tim Hambly	D	184	8	57	65	101	2005-2008	3	6/23/83	White Bear Lake, MN	QC, OMA
Gord Hampson	F	184	47	65	78	210	1981-1984	3	2/13/59	Vancouver, BC	COL, OKC
Greg Hampson	W	5	1	3	4	0	1982-1983	1	3/1/61	Edina, MN	COL
Ben Hanowski	R	111	29	27	56	39	2013-2015	2	10/18/90	Little Falls, MN	ADK, ABB
Keith Hanson	D	109	10	38	48	209	1983-1985	2	4/26/57	Bemidji, MN	MON, COL
Connor Hardowa	D	2	0	0	0	0	2012-2013	1	11/15/88	Edmonton, ALTA	ABB
Todd Harkins	C	242	73	87	160	334	1990-1994	4	10/8/68	Cleveland, OH	SJ, SL
Justin Harney	D	11	0	1	1	4	2001-2002	1	11/14/77	Hopkinton, MA	SJ
Tim Harrer	R	174	71	61	132	100	1980-1983	3	5/10/57	Bloomington, MN	COL, OKC, BIR
John Harrington	F	10	5	5	10	4	1983-1984	1	5/24/57	Virginia, MN	COL
Tim Harris	R	123	16	31	47	139	1991-1993	2	10/16/67	Uxbridge, ONT	SL
Brant Harris	R	15	2	3	5	0	2014-2015	1	10/8/89	Estevan, SASK	ADK
Garnet Hathaway	F	80	19	17	36	87	2013-2015	2	11/23/91	Kennebunkport, ME	ADK, ABB
Dwayne Hay	L	70	5	12	17	39	2001-2002	1	2/11/77	London, ONT	SJ
Rick Hayward	D	147	10	36	46	856	1987-1990	3	2/25/66	Toledo, OH	SL
Eric Healey	L	64	14	24	38	77	1998-1999	1	1/20/75	Hull, MA	SJ
Shawn Heaphy	C	154	70	72	142	148	1990-1993	3	11/27/68	Sudbury, ONT	SL
Sami Helenius	D	272	8	20	28	851	1994-1998	4	1/22/74	Helsinki, Finland	SL
Paul Henderson	L	35	6	11	17	38	1980-81	1	1/28/43	Kincardine, ONT	BIR
Jim Henkel	C	63	11	16	27	21	2003-2005	2	5/25/79	Hazlet, NJ	LOW*
Stan Hennigar	D	11	0	2	2	0	1984-1985	1	1/3/63		MON*
Burke Henry	D	58	0	17	17	92	2001-2002	1	1/21/79	Ste. Rose, MAN	SJ
Jordan Henry	D	52	2	7	9	87	2011-2012	1	2/11/86	Milo, ALTA	ABB
Jukka Hentunen	R	9	3	3	6	0	2001-2002	1	5/3/74	Joroinen, Finland	SJ
Dave Hindmarch	F	111	42	35	77	39	1980-82	2	10/15/58	Vancouver, BC	OKC, BIR
Todd Hlushko	L	114	46	37	83	154	1994-1998	3	2/7/70	Guelph, ONT	SJ
Shane Hnidy	D	44	2	12	14	112	1996-1997	1	11/8/75	Neepawa, MAN	SJ
Bill Hobbins	C	75	13	15	28	28	1981-82	1	4/18/60	Edmonton, ALTA	OKC
Matt Hoffman	C	4	0	1	1	6	1991-1992	1	7/6/71	Saginaw, MI	SL
Paul Holden	D	63	5	8	13	86	1992-1993	1	3/15/70	Kitchener, ONT	SL
Dennis Holland	C	72	20	25	45	102	1991-1992	1	1/30/69	Vernon, BC	SL
Mark Holmes	C	104	9	24	33	73	1988-1990	2	6/28/64	Toronto, ONT	SL
Todd Hooy	F	132	24	36	60	92	81-82, 83-85	3	6/23/63	Oshawa, ONT	MON, COL, OKC
Roman Horak	C	86	20	21	41	36	2011-2014	3	5/21/91	Ceske Budejovice, Czech	ABB
Ryan Howse	L	59	6	4	10	16	2011-2013	2	7/6/91	Prince George, BC	ABB
Nick Huard	C	1	0	0	0	0	2014-2015	1	3/29/91	North Bay, ONT	ADK
Brett Hull	R	67	50	42	92	16	1986-1987	1	8/9/64	Belleville, ONT	MON
Cale Hulse	D	13	2	7	9	39	1995-1996	1	11/10/73	Edmonton, ALTA	SJ
Tim Hunter	F	159	12	29	41	683	1980-1983	3	9/10/60	Calgary, ALTA	COL, OKC, BIR
Dave Huntzicker	D	56	1	4	5	23	2001-2003	2	9/15/76	Ann Arbor, MI	SJ
Marc Hussey	D	114	16	39	55	182	1995-1997	2	1/22/74	Chatham, NB	SJ

ALL-TIME AFFILIATE ROSTER

NAME	POS	GP	G	A	PTS	PIM	SEASONS	YRS.	BIRTHDATE	BIRTHPLACE	TEAM(S)
Earl Ingarfield	L	23	7	9	16	47	1980-81	1	1/30/59	Manhasset, NY	BIR
David Inman	C	54	12	12	24	30	2003-2004	1	6/13/80	Toronto, ONT	LOW*
Leland Irving	G	193	0	4	4	23	2008-2013	5	4/11/88	Swan Hills, ALTA	ABB, QC
Joel Irving	W	12	1	2	3	7	1998-2000	2	1/2/76	Lumsden, SASK	SJ
Raitis Ivanans	L	27	2	3	5	37	2011-2012	1	1/3/79	Riga, Latvia	ABB
Jim Jackson	R	79	17	48	65	14	1982-1985	3	2/1/60	Oshawa, ONT	MON, COL
Alexandre Jacques	R	8	0	0	0	5	2002-2003	1	9/27/77	Laval, PQ	SJ
Jason Jaffray	L	72	25	29	54	70	2009-2010	1	6/30/81	Rimbey, ALTA	ABB
Kari Jalonen	C	33	12	32	44	8	1982-1984	2	1/6/60	Oulu, Finland	COL
Marko Jantunen	R	23	8	16	24	18	1996-1997	1	2/14/71	Lahti, Finland	SJ
John Jarvis	F	2	0	0	0	0	1999-2002	2	10/19/71	Saint John, NB	SJ
Hugh Jessiman	R	24	7	12	19	33	2011-2012	1	3/28/84	New York, NY	ABB
Lee Jinman	C	3	1	0	1	0	1999-2000	1	1/10/76	Toronto, ONT	SJ
Jim Johansson	C	100	49	46	95	139	1987-1989	2	3/10/64	Rochester, MN	SL
Dustin Johner	C	28	4	8	12	14	2004-2006	2	3/6/83	Estavan, SASK	OMA, LOW
Eric Johnson	D	32	0	3	3	58	1987-1988	1	12/8/63	Salt Lake City, UT	SL
Blair Jones	C	59	20	25	45	70	2012-2014	2	9/27/86	Central Butte, SASK	ABB
Josh Jooris	F	75	11	16	27	67	2013-2015	2	7/14/90	Burlington, ONT	ADK, ABB
Jason Jozsa	D	9	0	0	0	2	2006-2008	2	7/4/81	Calgary, ALTA	QC, OMA
Henrik Karlsson	G	4	0	0	0	0	2011-2012	1	11/27/83	Stockholm, Sweden	ABB
Igor Karpenko	G	27	0	1	1	4	1997-1999	2	7/23/76	Kiev, Ukraine	SJ
Peter Kasowski	C	9	1	2	3	2	1991-1992	1	3/19/69	Edmonton, ALTA	SL
Ed Kastelic	R	62	5	11	16	187	1984-1985	1	1/29/64	Toronto, ONT	MON*
Mike Kaszycki	F	30	9	15	24	8	1984-1985	1	2/27/56	Milton, ONT	MON*
Arttu Kayhko	D	14	1	3	4	14	1998-1999	1	1/5/73	Joensuu, Finland	SJ
Dan Kecmer	D	22	3	11	14	14	1995-1996	1	5/25/68	Mt. Clemens, MI	SJ
Matt Keetley	G	91	0	0	0	4	2007-2011	4	4/27/86	Medicine Hat, ALTA	ABB, QC
Matt Keith	C	77	20	15	35	45	2010-2011	1	4/11/83	Edmonton, ALTA	ABB
Brent Kelly	C	67	6	11	17	28	2002-2003	1	12/1/81	Kitchener, ONT	SJ
Justin Kelly	RW	34	4	5	9	10	2003-2004	1	3/17/81	Abbotsford, BC	LOW
Brad Kempthorne	C	119	27	54	81	143	1980-1983	3	5/2/60	Boissevain, MAN	COL, OKC, BIR
Sheldon Kennedy	R	3	4	0	4	8	1995-1996	1	6/15/69	Brandon, MAN	SJ
Trevor Kidd	G	30	0	1	1	36	1992-1993	1	3/26/72	Dugald, MAN	SL
Lou Kiriakou	D	84	0	8	8	93	1984-1986	2	4/2/64	Toronto, ONT	MON
Rob Kivell	D	49	8	4	12	95	1984-1987	3	1/14/65	North Bay, ONT	MON
Kurt Kleinendorst	F	5	1	1	2	2	1989-1990	1	12/31/60	Grand Rapids, MN	SL
Morgan Klimchuk	L	4	0	0	0	4	2013-2014	1	3/2/95	Calgary, ALTA	ABB
Jordan Knackstedt	R	1	0	0	0	5	2013-2014	1	9/28/88	Saskatoon, SASK	ABB
Corban Knight	C	92	26	30	56	62	2013-2015	2	9/10/90	High River, ALTA	ADK, ABB
Keith Knight	C	24	6	8	14	8	1981-1984	3	8/19/63	St. Clair Shores, MI	COL, OKC
Chuck Kobasew	R	127	59	49	108	171	02-03, 04-05	2	4/17/82	Vancouver, BC	LOW, SJ
Ladislav Kohn	R	250	89	124	213	298	1994-2003	5	3/4/75	Uherske Hradiste, Czech	SJ
Krys Kolanos	C	165	78	86	164	194	07-08, 11-13	3	7/27/81	Calgary, ALTA	ABB, QC
Zenith Komarniski	D	68	6	15	21	99	2005-2006	1	8/13/78	Edmonton, ALTA	OMA
Steve Konroyd	D	14	2	3	5	15	1981-82	1	2/10/61	Scarborough, ONT	OKC
Rick Kosti	G	34	0	0	0	6	85-86, 87-88	2	9/13/63	Kincaid, SASK	SL, MON
Ales Kotalik	R	25	6	16	22	10	2010-2011	1	12/23/78	Jindrichuv Hradec, Czech	ABB
Frank Kovacs	L	15	1	3	4	30	1995-1996	1	6/3/71	Regina, SASK	SJ

ALL-TIME AFFILIATE ROSTER

NAME	POS	GP	G	A	PTS	PIM	SEASONS	YRS.	BIRTHDATE	BIRTHPLACE	TEAM(S)
Brent Krahn	G	141	0	5	5	4	2003-2008	5	4/2/82	Winnipeg, MAN	QC, OMA, LOW
Jordan Kremyr	L	16	1	0	1	6	2013-2014	1	7/7/86	Cloverdale, BC	ABB
Jason Krischuk	D	2	0	0	0	2	2007-2008	1	8/16/80	Anchorage, AK	QC
Staffan Kronwall	D	45	5	23	28	24	2009-2011	2	9/10/83	Jarfalla, Sweden	ABB
Paul Kruse	L	175	39	39	78	786	1990-1993	3	3/15/70	Merritt, BC	SL
Brett Kulak	D	36	5	11	16	29	2012-2015	3	1/6/94	Stony Plain, ALTA	ADK, ABB
Justin Kurtz	D	4	0	0	0	6	1997-1998	1	1/14/77	Winnipeg, MAN	SJ
Dale Kushner	R	111	33	27	60	296	1993-1995	2	6/13/66	Terrace, BC	SJ
Jim Kyte	D	6	0	1	1	9	1991-1992	1	3/21/64	Ottawa, ONT	SL
Kane Lafranchise	D	34	0	13	13	2	2013-2014	1	5/27/88	Edmonton, ALTA	ABB
Quintin Laing	L	180	24	40	64	116	2010-2013	3	6/8/79	Harris, SASK	ABB
Sasha Lakovic	L	18	1	8	9	182	1996-1997	1	9/7/71	East Vancouver, BC	SJ
Kevin Lalonde	G	13	0	1	1	2	2007-2009	2	2/19/87	Kingston, ONT	QC
Bobby Lalonde	C	19	6	11	17	36	1981-82	1	3/27/51	Montreal, PQ	OKC
Christophe Lalonde	L	2	0	0	0	0	2014-2015	1	1/12/94	St-Eustache, PQ	ADK
Martin Lamarche	L	33	4	5	9	114	1996-1997	1	10/2/75	Saint-Justin, PQ	SJ
Mark Lamb	D	159	49	99	148	104	82-83, 84-86	3	8/3/64	Ponteix, SASK	MON, COL
Brady Lamb	D	95	5	13	18	48	2011-2014	3	8/15/88	Calgary, ALTA	ABB
John Lammers	L	4	1	4	5	2	2009-2010	1	1/29/86	Langley, BC	ABB
Jean-Philippe Lamoureux	G	19	0	0	0	0	2010-2011	1	8/20/84	Grand Forks, ND	ABB
Cody Lampl	D	1	0	0	0	2	2010-2011	1	6/19/86	Ketchum, ID	ABB
Eric Landry	C	117	36	43	79	352	1997-1999	2	1/20/75	Gatineau, PQ	SJ
Eric Landry	R	12	2	0	2	36	1996-1997	1	1/29/76	Cornwall, ONT	SJ
Jay Langager	D	9	0	0	0	2	2002-2003	1	10/15/80	Loreburn, SASK	SJ
Claude Lapointe	C	12	5	3	8	10	1995-1996	1	10/11/68	Lachine, PQ	SJ
Peter Lappin	R	84	49	43	92	50	1987-1989	2	12/31/65	St. Charles, IL	SL
Michel Larocque	G	4	0	0	0	0	1999-2000	1	10/3/76	Lahr, Germany	SJ
Guy Larose	C	15	11	11	22	20	1993-1994	1	8/31/67	Hull, PQ	SJ
Jeff Lastiwka	G	6	0	1	1	2	1982-1984	2	9/12/60	Edmonton, ALTA	COL
Olivier Latendresse	C	29	4	8	12	10	2009-2010	1	2/12/86	LaSalle, PQ	ABB
Kevin LaVallee	F	5	5	4	9	0	1982-1983	1	9/16/61	Sudbury, ONT	COL
Jason Lawmaster	D	31	1	7	8	41	2001-2002	1	12/31/78	Westland, MI	SJ
Jim Leavins	D	104	20	64	84	61	1987-1990	3	7/28/60	Dinsmore, SASK	SL
Patrick Lebeau	L	75	40	60	100	65	1992-1993	1	3/17/70	Saint-Jerome, PQ	SL
Chris Lee	D	32	4	13	17	16	2006-2007	1	10/3/80	MacTier, ONT	OMA
Claude Lefebvre		2	0	0	0	0	1985-1986	1			MON*
Alan Leggett	D	3	0	0	0	5	1993-1994	1	6/21/65	Wainwright, ALTA	SJ
Reggie Lemelin	G	13	0	0	0	4	1980-81	1	11/19/54	Quebec, PQ	BIR
Jordan Leopold	D	3	1	2	3	0	2002-2003	1	8/3/80	Golden Valley, MN	SJ
Rick Lessard	D	222	21	87	108	680	1988-1991	3	1/9/68	Timmins, ONT	SL
Alan Letang	D	61	4	24	28	33	2001-2002	1	9/4/75	Renfrew, ONT	SJ
Pierre-Luc Letourneau-Leblond	R	50	1	5	6	167	2011-2012	1	6/4/85	Levis, PQ	ABB
Aaron Lewicki	L	1	0	0	0	0	2011-2012	1	7/30/87	Livonia, MI	ABB
Dale Lewis	L	12	5	9	14	13	1980-81	1	6/28/51	Edmonton, ALTA	BIR
Matt Libby	D	1	0	0	0	0	2001-2002	1	7/16/78	Saco, ME	SJ
Quade Lightbody	D	1	0	0	0	0	2000-2001	1	5/1/75	Port Elgin, ONT	SJ
David Ling	W	80	24	34	58	198	1995-1997	2	1/9/75	Halifax, NS	SJ
Corey Locke	C	30	4	19	23	8	2013-2014	1	5/8/84	Toronto, ONT	ABB

ALL-TIME AFFILIATE ROSTER

NAME	POS	GP	G	A	PTS	PIM	SEASONS	YRS.	BIRTHDATE	BIRTHPLACE	TEAM(S)
Jeff Loder	C	2	1	0	1	4	1997-1998	1	1/6/76	Corner Brook, NFLD	SJ
Matthew Lombardi	C	86	29	23	52	50	02-03, 04-06	3	3/18/82	Montreal, PQ	OMA, LOW, SJ
Eric Long	D	5	0	0	0	2	2001-2002	1	7/26/72	Longmeadow, MA	SJ
Tim Lovell	C	2	0	0	0	2	2002-2003	1	5/14/74	Norwood, MA	SJ
Dave Lowry	L	22	3	6	9	16	2002-2003	1	2/14/65	Sudbury, ONT	SJ
Lynn Loyns	W	163	22	22	44	101	2003-2006	3	2/22/81	Naicam, SASK	OMA, LOW
Jamie Lundmark	C	86	24	49	73	95	2008-2010	2	1/16/81	Edmonton, ALTA	ABB, QC
Darren Lynch	R	4	0	2	2	6	2005-2006	1	7/7/83	Regina, SASK	OMA
Brett Lyon	L	9	0	0	0	32	2013-2014	1	1/23/91	Grand Forks, BC	ABB
Corey Lyons	R	77	18	15	33	26	1989-1992	3	6/13/70	Calgary, ALTA	SL
Lane MacDermid	L	25	1	1	2	24	2013-2014	1	8/25/89	Hartford, CT	ABB
Craig MacDonald	C	108	18	37	55	161	2004-2006	2	4/7/77	Antigonish, NS	OMA, LOW
Jason MacDonald	W	6	2	0	2	27	1997-1998	1	4/1/74	Charlottetown, PEI	SJ
Joey MacDonald	G	16	0	1	1	0	2013-2014	1	2/7/80	Pictou, NS	ABB
Al MacInnis	D	19	5	14	19	22	1983-1984	1	7/11/63	Inverness, NS	COL
Rob MacInnis	D	2	0	0	0	0	1985-1986	1	9/12/65	Inverness, NS	MON*
Drew Mackenzie	D	44	2	12	14	28	2012-2014	2	12/17/88	New Canaan, CT	ABB
Logan MacMillan	L	71	5	7	12	46	2009-2012	3	7/5/89	Charlottetown, PEI	ABB
Ryan MacMurchy	R	18	5	2	7	23	2010-2011	1	4/27/83	Regina, SASK	ABB
Jim MacRae	F	54	19	24	43	40	1980-81	1	4/19/58	North York, ONT	BIR
Steve MacSwain	R	61	16	20	36	52	1987-1988	1	8/8/65	Anchorage, AK	SL
Darrin Madeley	G	46	0	2	2	32	1996-1997	1	2/25/68	Holland Landing, ONT	SJ
Mike Madill	D	2	0	1	1	2	2007-2008	1	5/9/82	Kirkland, PQ	QC
Ron Majic	R	10	0	0	0	95	1995-1996	1	12/3/70	Sault Ste. Marie, ONT	SJ
Tomi Maki	R	225	24	33	57	91	2005-2008	3	8/19/83	Helsinki, Finland	QC, OMA
Blair Manning	C	2	0	0	0	0	1996-1997	1	5/27/75	Vancouver, BC	SJ
Ian Manzano	D	26	1	5	6	25	2002-2003	1	4/26/77	Dorval, PQ	SJ
Roy Marc	n/a	3	0	0	0	0	1981-82	1	n/a	n/a	OKC
Daniel Marois	R	23	6	1	7	16	2001-2002	1	10/3/68	Montreal, PQ	SJ
Steve Marr	D	66	1	3	4	49	2005-2007	2	6/6/84	Kamloops, BC	OMA
Bobby Marshall	D	87	7	29	36	70	1994-1996	2	4/11/72	North York, ONT	SJ
Mike Martin	D	144	10	42	52	156	2000-2003	3	10/27/76	Stratford, ONT	SJ
James Martin	D	35	2	2	4	32	2011-2014	3	5/29/91	Winnipeg, MAN	ABB
Richard Martin		1	0	0	0	5	1984-1985	1			MON*
Aaron Marvin	C	3	0	0	0	0	2010-2011	1	5/27/88	Warroad, MN	ABB
Martin Masa	L	10	0	2	2	4	1997-1998	1	8/10/73	Sokolov, Czech	SJ
Mike Matczak	D	34	2	6	8	12	2012-2013	1	4/6/88	Sewell, NJ	ABB
Shawn Mather	C	40	2	3	5	12	2002-2003	1	3/11/80	Chatham, ONT	SJ
Sean Matile	G	14	0	1	1	2	1999-2000	1	1/12/75	Regina, SASK	SJ
Stephane Matteau	L	81	23	35	58	130	1988-1990	2	9/2/69	Rouyn-Noranda, PQ	SL
Jesper Mattsson	R	174	41	55	96	80	1995-1998	3	5/13/75	Malmö, Sweden	SJ
Keith McCambridge	D	160	7	8	15	316	1995-1998	3	2/1/74	Thompson, MAN	SJ
Sandy McCarthy	R	77	18	20	38	220	1992-1993	1	6/15/72	Toronto, ONT	SL
Steve McCarthy	D	30	2	8	10	27	2012-2013	1	2/3/81	Trail, BC	ABB
Scott McCrady	D	58	4	49	53	133	1990-1991	1	10/30/68	Calgary, ALTA	SL
Darwin McCutcheon	D	145	3	20	23	368	1985-1988	3	4/19/62	Listowel, ONT	SL, MON
Curtis McElhinney	G	131	0	0	0	10	2005-2008	3	5/23/83	London, ONT	QC, OMA
Brian McGrattan	R	16	1	5	6	25	2014-2015	1	9/2/81	Hamilton, ONT	ADK

ALL-TIME AFFILIATE ROSTER

NAME	POS	GP	G	A	PTS	PIM	SEASONS	YRS.	BIRTHDATE	BIRTHPLACE	TEAM(S)
Zach McKelvie	D	65	0	3	3	126	2012-2014	2	2/22/85	New Brighton, MN	ABB
Alex McKendry	F	162	53	106	159	230	1980-1983	3	11/21/56	Midland, ONT	COL, OKC, BIR
Mike McKenna	G	2	0	0	0	4	2006-2007	1	4/11/83	St. Louis, MO	OMA
Andrew McKim	C	74	30	30	60	48	1990-1991	1	7/6/70	Saint John, NB	SL
Brett McLean	C	72	15	23	38	115	1999-2000	1	8/14/78	Comox, BC	SJ
Tom McMurchy	L	16	7	3	10	27	1985-1986	1	12/2/63	Burnaby, BC	MON
John McNabb	W	1	0	0	0	0	2000-2001	1	4/21/78	Calgary, ALTA	SJ
Chris McNamara	F	56	6	4	10	50	2003-2004	1	8/27/78	Barrie, ONT	LOW*
Allan McPherson	F	5	0	1	1	2	2013-2014	1	4/8/91	Kinburn, ONT	ABB
Dale McTavish	C	57	18	24	42	70	1995-1997	2	2/28/72	Eganville, ONT	SJ
Rollie Melanson	G	7	0	0	0	2	1993-1994	1	6/28/60	Moncton, NB	SJ
Kevan Melrose	D	175	14	34	48	343	1990-1993	3	3/26/66	Red Deer, ALTA	SL
Don Mercier	C	85	5	12	17	123	1986-1988	2	7/16/65	Edmonton, ALTA	SL, MON
Greg Meredith	F	209	66	63	129	153	1980-1984	4	2/23/58	Toronto, ONT	COL, OKC, BIR
Mike Mersch	D	1	0	0	0	2	1987-1988	1	9/29/64	Skokie, IL	SL
Dave Meszaros	G	20	0	0	0	8	1984-1986	2	2/16/64	Toronto, ONT	MON
Stefan Meyer	L	48	12	5	17	50	2010-2012	2	7/20/85	Fox Valley, SASK	ABB
Josh Meyers	D	103	6	23	29	67	2009-2011	2	12/7/85	Alexandria, MN	ABB
Brendan Mikkelson	D	37	3	13	16	33	2010-2012	2	6/22/87	Regina, SASK	ABB
Kris Miller	D	103	6	38	44	83	1992-1994	2	3/30/69	Bemidji, MN	SJ, SL
Brad Miller	D	36	3	12	15	174	1993-1994	1	7/23/69	Edmonton, ALTA	SJ
Tim Miller	F	14	1	4	5	11	2013-2014	1	3/6/87	Davisburg, MI	ABB
Jeff Mitchell	R	64	7	3	10	84	2001-2002	1	5/16/75	Wayne, MI	SJ
Mark Mitera	D	27	0	3	3	12	2009-2010	1	10/22/87	Royal Oak, MI	ABB
Rob Moffat	D	1	0	0	0	0	1994-1995	1	11/6/64	Brantford, ONT	SJ
Carl Mokosak	L	30	11	13	24	108	1981-1983	2	9/22/62	Fort Saskatchewan, ALTA	COL, OKC
Steve Montador	D	136	11	29	40	222	1999-2003	4	12/21/79	Vancouver, BC	SJ
Nathan Moon	C	6	0	1	1	0	2014-2015	1	1/4/90	Belleville, ONT	ADK
Jason Morgan	C	177	36	73	109	148	2000-2004	4	10/9/76	St. John's, NFLD	LOW, SJ
Derek Morris	D	10	1	5	6	9	1996-2001	2	8/24/78	Edmonton, ALTA	SJ
Kenney Morrison	D	10	2	4	6	4	2014-2015	1	2/13/92	Lloydminster, ALTA	ADK
Scott Morrow	L	72	20	23	43	105	1993-1995	2	6/18/69	Chicago, IL	SJ
David Moss	R	91	30	39	69	50	2005-2007	2	12/28/81	Livonia, MI	OMA
Tyler Moss	G	57	0	0	0	20	1996-1999	3	6/29/75	Ottawa, ONT	SJ
Mike Mottau	D	32	5	12	17	14	2002-2003	1	3/19/78	Quincy, MA	SJ
Rick Mrozik	D	199	9	26	35	99	2000-2003	3	1/2/75	Duluth, MN	SJ
Steve Mulholland	R	3	0	0	0	5	1983-1984	1	8/5/60	West Vancouver, BC	COL
John Multan	R	39	2	2	4	34	1981-82	1	8/26/61	Winnipeg, MAN	OKC
Burke Murphy	R	89	12	25	37	48	1996-1998	2	6/6/73	Gloucester, ONT	SJ
Marty Murray	C	222	78	152	230	112	1995-2001	4	2/16/75	Lyleton, MAN	SJ
Michael Murray	R	114	17	43	60	138	1994-1997	3	4/18/71	Cumberland, RI	SJ
Garth Murray	C	80	9	22	31	169	2009-2010	1	9/17/82	Regina, SASK	ABB
Rob Murray	C	80	7	14	21	97	2001-2002	1	4/4/67	Toronto, ONT	SJ
Mike Murray†	C						1994-1995	1	8/29/66	Kingston, ONT	SJ
Jason Muzzatti	G	147	0	12	12	116	1991-1995	4	2/3/70	Toronto, ONT	SJ, SL
Brantt Myhres	L	63	5	3	8	155	2004-2006	2	3/18/74	Edmonton, ALTA	OMA, LOW
Jeremy Mylymok	D	7	0	0	0	7	1999-2000	1	1/12/72	London, ONT	SJ
John Negrin	D	95	5	17	22	64	2009-2012	3	3/25/89	West Vancouver, BC	ABB

ALL-TIME AFFILIATE ROSTER

NAME	POS	GP	G	A	PTS	PIM	SEASONS	YRS.	BIRTHDATE	BIRTHPLACE	TEAM(S)
David Neilson	L	13	1	1	2	80	1995-1996	1	1/25/71	Long Island, NY	SJ
Chris Neiszner	C	16	3	3	6	2	2005-2007	2	2/4/84	Craik, SASK	OMA
Greg Nemisz	C	206	35	46	81	100	2010-2014	4	6/5/90	Courtice, ONT	ABB
Pavel Nestak	G	2	0	0	0	0	1999-2000	1	3/12/75	Brno, Czech Rep.	SJ
John Newberry	F	44	10	24	34	31	1985-1986	1	4/8/62	Port Alberni, BC	MON*
Martin Nicoletti	L	49	10	13	23	37	1987-1988	1	1/15/63	La Salle, PQ	SL
Barry Nieckar	L	65	8	7	15	491	1994-1995	1	12/16/67	Rama, SASK	SJ
Alex Nikolic	L	94	10	17	27	418	1992-1994	2	3/1/70	Sudbury, ONT	SJ, SL
Todd Norman	L	1	0	0	0	0	1997-1998	1	1/29/77	Gowanstown, ONT	SJ
Giffen Nyren	D	15	1	3	4	12	2010-2011	1	4/18/89	Calgary, ALTA	ABB
Eric Nystrom	L	108	21	21	42	52	2005-2008	3	2/14/83	Syosset, NY	QC, OMA
Jamie O'Brien	D	52	6	11	17	41	1993-1994	1	5/8/70	Stoney Creek, ONT	SJ
Shane O'Brien	D	31	3	5	8	58	2013-2014	1	8/9/83	Port Hope, ONT	ABB
Matt O'Dette	D	169	1	10	11	351	1997-2000	3	11/9/75	Toronto, ONT	SJ
Chris O'Sullivan	D	102	14	47	61	43	1996-1999	3	5/15/74	Dorchester, MA	SJ
Fredrik Oduya	D	22	0	2	2	90	1998-2000	2	5/31/75	Stockholm, Sweden	SJ
John Olds	F	10	1	2	3	7	1981-82	1	7/23/59	Willowdale, ONT	OKC
Krzysztof Oliwa	L	14	1	4	5	79	1994-1995	1	4/12/73	Tychy, Poland	SJ
Darryl Olsen	D	207	38	123	161	259	1989-1992	3	10/7/66	Calgary, ALTA	SL
Brett Olson	C	145	25	37	62	69	2012-2014	2	2/19/87	Superior, WI	ABB
Joni Ortio	G	84	0	0	0	6	2010-2015	4	4/16/91	Turku, Finland	ADK, ABB
Mark Osiecki	D	76	1	24	25	36	1990-1992	2	7/23/68	St. Paul, MN	SL
Kyle Ostrow	F	5	0	1	1	4	2013-2014	1	9/5/87	Calgary, ALTA	ABB
Joel Otto	C	56	27	36	63	89	1984-1985	1	10/29/61	St. Cloud, MN	MON
Brett Palin	D	287	6	37	43	242	2007-2010	3	6/23/84	Nanaimo, BC	ABB, QC, OMA
Greg Pankewicz	W	30	10	14	24	84	1998-1999	1	10/6/70	Drayton Valley, ALTA	SJ
Dave Paradise	C	18	4	1	5	12	1997-1998	1	11/24/73	St. Paul, MN	SJ
John Parco	C	3	1	0	1	2	1994-1995	1	8/25/71	Sault Ste. Marie, ONT	SJ
Adam Pardy	D	159	7	19	26	145	2005-2008	3	3/29/84	Bonavista, NFLD	QC, OMA
Mark Paterson	D	70	6	21	27	112	1986-1987	1	2/22/64	Ottawa, ONT	MON
Gaelan Patterson	C	117	8	19	27	29	2009-2012	3	8/22/90	LaRonge, SASK	ABB
Colin Patterson	F	13	3	4	7	9	1982-1984	2	5/11/60	Rexdale, ONT	COL
Jason Payne	L	29	1	0	1	72	2002-2003	1	9/21/75	Toronto, ONT	SJ
Ted Pearson	F	65	9	17	26	70	1984-1985	1	1/9/62	Kitchener, ONT	MON
Matt Pelech	R	237	11	22	33	594	2007-2011	4	9/4/87	Toronto, ONT	ABB, QC
Mike Perovich	D	115	8	39	47	180	80-81, 82-83	2	5/20/59	Vancouver, BC	COL, BIR
Nicolas Perreault	D	36	3	2	5	46	1994-1995	1	4/24/72	Loretteville, PQ	SJ
Jeff Perry	L	80	12	6	18	270	1993-1996	3	4/12/71	Sarnia, ONT	SJ
Warren Peters	C	293	54	45	99	353	2005-2009	4	7/10/82	Saskatoon, SASK	QC, OMA
Ron Petronella	G	1	0	0	0	0	1988-1989	1			SL
Ronald Petrovicky	R	145	35	54	89	245	1998-2000	2	2/15/77	Zilina, Slovakia	SJ
Jim Pettie	G	21	0	1	1	20	1980-81	1	10/24/53	Toronto, ONT	BIR
Harold Phillipoff	F	13	1	5	6	44	1981-82	1	6/14/56	Kamsack, SASK	OKC
Doug Pickell	L	78	7	8	15	119	1988-1990	2	5/9/68	Sherwood Park, ALTA	SL
Joe Piskula	D	176	6	34	40	172	2010-2013	3	7/5/84	Antigo, WI	ABB
Emile Poirier	L	57	21	25	46	50	2013-2015	2	12/14/94	Montreal, PQ	ADK, ABB
Rick Poirier	G	1	0	0	0	0	1999-2000	1			SJ
Mike Polano	C	2	0	0	0	0	1992-1993	1	6/18/72	West Bloomfield, MI	SL

ALL-TIME AFFILIATE ROSTER

NAME	POS	GP	G	A	PTS	PIM	SEASONS	YRS.	BIRTHDATE	BIRTHPLACE	TEAM(S)
Corey Potter	D	25	0	10	10	18	2014-2015	1	1/5/84	Lansing, MI	ADK
Rick Pracey	G	1	0	0	0	0	1997-1998	1	5/10/71	Hamilton, ONT	SJ
Tom Pratt	D	41	2	6	8	146	1987-1988	1	8/28/65	Lake Placid, NY	SL
Mike Prestidge	C	115	33	45	78	23	1981-1983	2		Weston, ONT	COL, OKC
Dan Price	R	7	1	1	2	2	1998-1999	1	9/23/74	Sarnia, ONT	SJ
Olivier Proulx	C	7	0	0	0	2	2003-2004	1	1/15/82	Saint-Jerome, PQ	LOW*
Brandon Prust	L	221	39	51	90	753	2005-2008	3	3/16/84	London, ONT	QC, OMA
Sergei Pryakhin	R	21	6	12	18	2	1989-1991	2	12/7/63	Moscow, Russia	SL
Dennis Purdie	R	12	4	1	5	11	1994-1995	1	11/27/72	Amherstburg, ONT	SJ
Jim Ralph	G	5	0	0	0	0	1982-1983	1	5/13/62	Sault Ste. Marie, ONT	COL
John Ramage	D	107	3	13	16	127	2013-2015	2	2/7/91	St. Louis, MO	ADK, ABB
Tim Ramholt	D	144	6	30	36	134	2006-2008	2	11/2/84	Zurich, Switzerland	QC, OMA
Paul Ranheim	L	75	68	29	97	16	1988-1989	1	1/25/66	St. Louis, MO	SL
Richie Regehr	D	134	21	48	69	153	2004-2007	3	1/17/83	Rosthern, SASK	OMA, LOW
Robyn Regehr	D	5	0	0	0	0	1999-2000	1	4/19/80	Recife, Brazil	SJ
Brodie Reid	R	11	3	2	5	2	2014-2015	1	8/25/89	Delta, BC	ADK
Cam Reid	F	12	0	2	2	4	2014-2015	1	8/25/91	Delta, BC	ADK
Dave Reiersen	D	124	17	65	82	112	1986-1989	3	8/30/64	Bashaw, ALTA	SL, MON
Max Reinhart	C	203	45	80	125	117	2011-2015	4	2/4/92	North Vancouver, BC	ADK, ABB
Grant Rezanoff	R	67	19	23	42	26	1981-1983	2	3/3/61	Surrey, BC	COL, OKC
Jon Rheault	R	131	31	41	72	75	2009-2012	3	8/1/86	Arlington, TX	ABB
Pat Ribble	D	106	6	40	46	112	1981-1984	3	4/26/54	Leamington, ONT	COL, OKC
Mark Richards	G	6	0	0	0	0	1997-1998	1	7/24/69	Abington, PA	SJ
Pierre Rioux	F	198	88	148	236	54	1982-1986	4	2/1/62	Quebec, PQ	MON, COL
Gary Rissling	L	19	5	7	12	161	1980-81	1	8/8/56	Saskatoon, SASK	BIR
Darren Ritchie	R	32	9	5	14	12	1995-1996	1	3/10/74	Minnedosa, MAN	SJ
Dale Rivington	D	15	0	0	0	4	1986-1987	1	3/7/64	Ottawa, ONT	MON
Brandon Roach	D	20	1	7	8	8	2008-2009	1	6/9/85	Bay Roberts, NFLD	QC
Gary Roberts	L	45	24	20	44	79	1984-1987	2	5/23/66	North York, ONT	MON
Bobby Robins	R	2	0	0	0	0	2011-2012	1	10/17/81	Rhineland, WI	ABB
David Roche	L	153	54	50	104	315	1998-2001	3	6/13/75	Lindsay, ONT	SJ
Brandon Rogers	D	42	0	8	8	24	2005-2006	1	2/27/82	Rochester, NH	OMA
Dwayne Roloson	G	125	0	6	6	51	1994-1998	4	10/12/69	Simcoe, ONT	SJ
Carter Rowney	F	4	1	0	1	0	2012-2013	1	5/10/89	Sexsmith, ALTA	ABB
Olivier Roy	G	12	0	1	1	0	2013-2014	1	7/12/91	Causapscal, PQ	ABB
Marc Roy	R	5	1	0	1	0	1982-1983	1	2/7/61	Forestville, PQ	COL
Philippe Roy	D	9	0	1	1	17	2001-2002	1	1/16/77	St. Leonard, PQ	SJ
Luc Roy	D	3	0	0	0	0	1999-2000	1	2/26/78	Restigouche, NB	SJ
Gaetan Royer	R	73	9	4	13	170	1998-2001	2	3/13/76	Donnacona, PQ	SJ
Roman Rozakov	D	2	0	0	0	4	2003-2004	1	3/29/81	Murmansk, Russia	LOW
Mike Rucinski	C	42	5	9	14	14	1986-1987	1	12/12/63	Wheeling, IL	MON
Tyler Rueggsegger	C	83	12	11	23	54	2010-2013	3	1/19/88	Lakewood, CO	ABB
Bobby Russell†	R						2000-2001	1	3/9/78	Surrey, BC	SJ
Dan Ryder	C	25	4	10	14	16	2007-2009	2	1/12/87	Bonavista, NFLD	QC
Ken Sabourin	D	379	14	81	95	1102	1985-1993	7	4/28/66	Scarborough, ONT	SL, MON
Dany Sabourin	G	66	0	1	1	2	1998-2004	5	9/20/80	Val-d'Or, PQ	LOW, SJ
Jason Sands	C	1	0	0	0	0	2001-2002	1	3/21/77	Kingston, ONT	SJ
Brent Sapergia	R	22	10	6	16	22	1987-1988	1	11/16/62	Flin Flon, MAN	SL

ALL-TIME AFFILIATE ROSTER

NAME	POS	GP	G	A	PTS	PIM	SEASONS	YRS.	BIRTHDATE	BIRTHPLACE	TEAM(S)
Oleg Saprykin	L	73	17	28	45	75	2001-2003	2	2/12/81	Moscow, Russia	SJ
Yves Sarault	L	26	10	12	22	34	1995-1996	1	12/23/72	Valleyfield, PQ	SJ
Brad Schlegel	D	21	2	8	10	6	1993-1994	1	7/22/68	Kitchener, ONT	SJ
Eric Schneider	F	9	0	0	0	4	2001-2002	1	9/15/77	Calgary, ALTA	SJ
Paxton Schulte	L	144	26	45	71	432	1995-1998	3	7/16/72	Onoway, ALTA	SJ
Darrel Scoville	D	201	27	64	91	290	1998-2001	3	10/13/75	Swift Current, SASK	SJ
Keith Seabrook	D	126	14	34	48	71	2009-2011	2	8/2/88	Delta, BC	ABB
Jeff Sebastian	D	11	1	1	2	0	1994-1995	1	11/21/71	Regina, SASK	SJ
Steven Seigo	D	9	0	2	2	4	2012-2013	1	8/1/90	Edenwold, SASK	ABB
Aki Seitsonen	C	65	5	5	10	12	2005-2009	3	2/5/86	Riihimaki, Finland	QC, OMA
Devin Setoguchi	R	19	3	7	10	4	2014-2015	1	1/1/87	Taber, ALTA	ADK
Cam Severson	L	54	13	7	20	146	2005-2006	1	8/15/78	Canora, SASK	OMA
David Shantz	G	30	0	1	1	0	2009-2010	1	5/5/86	Burlington, ONT	ABB
Jeff Shantz	C	2	0	1	1	0	2001-2002	1	10/10/73	Duchess, ALTA	SJ
MacGregor Sharp	C	17	1	1	2	7	2010-2011	1	10/1/85	Red Deer, ALTA	ABB
Scott Sharples	G	75	0	5	5	10	1989-1992	3	3/1/68	Calgary, ALTA	SL
Neil Sheehy	D	118	12	28	40	307	83-86, 91-92	4	2/9/60	Fort Frances, ONT	SL, MON, COL
Jody Shelley	L	48	2	5	7	189	1997-2000	3	2/7/76	Thompson, MAN	SJ
Curtis Sheptak	D	21	2	8	10	27	1999-2000	1	11/19/74	Leduc, ALTA	SJ
Ryan Shmyr	W	21	1	1	2	41	2002-2003	1	4/28/77	Fairview, ALTA	SJ
Drew Shore	C	12	3	4	7	8	2014-2015	1	1/29/91	Littleton, CO	ADK
Patrick Sieloff	D	50	2	3	5	78	2013-2015	2	5/15/94	Ann Arbor, MI	ADK, ABB
Martin Simard	L	277	70	93	163	817	1987-1992	5	6/25/66	Montreal, PQ	SL
Mario Simioni	F	98	23	32	55	41	1982-1985	3	4/1/63	Toronto, ONT	MON, COL
Todd Simpson	D	146	7	23	30	598	1994-1996	2	5/28/73	North Vancouver, BC	SJ
Russ Sinkewich	D	23	0	0	0	24	2010-2012	2	9/21/85	Westlake, OH	ABB
Peter Sivak	R	3	0	0	0	2	2013-2014	1	3/21/82	Cheb, Czech	ABB
Jarrold Skalde	C	133	59	76	135	192	1995-1997	2	2/26/71	Niagara Falls, ONT	SJ
Brett Skinner	D	21	0	6	6	2	2006-2007	1	6/28/83	Brandon, MAN	OMA
Lukas Smital	R	9	2	0	2	4	1997-1998	1	8/15/74	Brno, Czech	SJ
Derek Smith	D	32	7	17	24	22	2013-2014	1	10/13/84	Belleville, ONT	ABB
Nick Smith	C	41	8	9	17	10	2001-2002	1	3/23/79	Hamilton, ONT	SJ
Brad Smith	F	10	5	6	11	13	1980-81	1	4/13/58	Windsor, ONT	BIR
Randy Smith	C	30	5	6	11	10	1989-1990	1	7/15/65	Saskatoon, SASK	SL
Michael Smith	D	12	0	5	5	12	1996-1997	1	1/17/71	Winnipeg, MAN	SJ
Jason Smith	D	25	0	0	0	21	1996-1997	1	11/19/74	Calgary, ALTA	SJ
Radek Smolenak	L	21	2	4	6	26	2009-2010	1	12/3/86	Prague, Czech	ABB
Greg Smyth	D	5	0	1	1	31	1992-1993	1	4/23/66	Oakville, ONT	SL
Jan Snopek	D	2	0	0	0	0	1997-1998	1	6/22/76	Prague, Czech	SJ
Dennis Sobchuk	C	5	1	3	4	0	1980-81	1	1/12/54	Lang, SASK	BIR
Gary Socha	C	7	0	1	1	0	1992-1994	2	12/30/69	Attleboro, MA	SJ, SL
Jay Soleway	D	31	1	2	3	40	1980-81	1	8/21/60	Vancouver, BC	BIR
Martin Sonnenberg	L	102	31	32	63	109	2002-2004	2	1/23/78	Wetaskiwin, ALTA	LOW, SJ
Lee Sorochan	D	63	5	40	45	128	1998-2000	2	9/9/75	Edmonton, ALTA	SJ
Dan Spang	D	30	1	7	8	10	2008-2009	1	8/16/83	Winchester, MA	QC
Jason Spence	LW	47	2	3	5	132	01-03, 04-05	3	7/7/79	Windsor, NS	LOW, SJ
Tyler Spurgeon	C	9	1	4	5	0	09-10, 14-15	2	4/10/86	Edmonton, ALTA	ADK, ABB
Alain St. Arnaud		3	0	1	1	10	1986-1987	1			MON*

ALL-TIME AFFILIATE ROSTER

NAME	POS	GP	G	A	PTS	PIM	SEASONS	YRS.	BIRTHDATE	BIRTHPLACE	TEAM(S)
Chris St. Croix	D	144	5	20	25	117	1999-2001	2	5/2/79	Voorhees, NJ	SJ
Martin St. Louis	R	95	58	56	114	64	1997-2000	3	6/18/75	Laval, PQ	SJ
David St. Pierre	C	129	30	40	70	60	1992-1995	3	3/22/72	Montreal, PQ	SJ, SL
Samuel St. Pierre	R	2	0	0	0	2	2002-2003	1	6/28/79	Laurierville, PQ	SJ
Ben Stafford	C	1	0	0	0	0	2001-2002	1	12/18/78	Edina, MN	SJ
Jeff Staples	D	72	2	14	16	89	1999-2000	1	3/4/75	Kitimat, BC	SJ
Jeremy Stasiuk	R	12	1	1	2	2	1995-1996	1	12/26/74	Saskatoon, SASK	SJ
Blair Stayzer	L	4	0	0	0	4	2001-2002	1	10/4/80	Dunnville, ONT	SJ
Taylor Stefishen	L	6	0	0	0	0	2014-2015	1	8/15/90	North Vancouver, BC	ADK
Mike Stevens	L	79	20	37	57	293	1993-1994	1	12/30/65	Kitchener, ONT	SJ
Grant Stevenson	R	80	30	43	73	58	2007-2008	1	10/15/81	Spruce Grove, ALTA	QC
Dustin Stevenson	D	45	3	8	11	94	2014-2015	1	8/12/89	Gull Lake, SASK	ADK
John Stewart	C	57	22	33	55	57	1980-81	1	1/2/54	Toronto, ONT	BIR
Tony Stiles	D	196	10	36	46	141	1982-1986	4	8/12/59	Carstairs, ALTA	MON, COL
Cory Stillman	C	142	63	101	164	122	1993-1995	2	12/20/73	Peterborough, ONT	SJ
Darren Stolk	D	129	6	13	19	133	1991-1993	2	7/22/68	Taber, ALTA	SL
Ryan Stone	C	51	11	14	25	72	2010-2011	1	3/20/85	Calgary, ALTA	ABB
Brandon Straub	D	4	0	0	0	6	2008-2009	1	3/1/83	Colorado Springs, CO	QC
Ben Street	C	127	43	54	97	46	2012-2014	2	2/13/87	London, ONT	ABB
David Struch	C	200	52	64	116	229	1991-1996	5	2/11/71	Flin Flon, MAN	SJ, SL
Todd Strueby	C	61	15	16	31	72	1991-1992	1	6/15/63	Lanigan, SASK	SL
Colin Stuart	L	67	17	19	36	36	2009-2010	1	7/8/82	Rochester, MN	ABB
Peter Sullivan	F	5	2	3	5	0	1984-1985	1	6/25/51	Toronto, ONT	MON*
Jeffrey Sullivan	D	58	1	4	5	120	1999-2003	4	9/18/78	St. John's, NFLD	SJ
Mike Sullivan	C	5	2	0	2	4	1993-1994	1	2/27/68	Marshfield, MA	SJ
Brian Sullivan	D	7	0	0	0	0	2003-2004	1	6/27/80	Marshfield, MA	LOW*
Dan Sullivan	RW	1	0	0	0	5	2003-2004	1	3/20/81	Weston, ONT	LOW*
Niklas Sundblad	R	222	38	44	82	292	1993-1996	3	1/3/73	Stockholm, Sweden	SJ
Brett Sutter	C	212	23	36	59	182	2007-2010	3	6/2/87	Viking, ALTA	ABB, QC
Shaun Sutter	R	38	8	7	15	26	00-03, 04-05	4	6/2/80	Red Deer, ALTA	LOW, SJ
Tim Sweeney	L	112	65	67	132	40	1989-1991	2	4/12/67	Boston, MA	SL
Craig Switzer	D	2	0	0	0	0	2008-2009	1	10/16/84	Peachland, BC	QC
Dustin Sylvester	C	126	26	31	57	30	2011-2013	2	1/5/89	Red Deer, ALTA	ABB
Levente Szuper	G	112	0	2	2	2	2000-2003	3	6/11/80	Budapest, Hungary	SJ
Steve Tambellini	C	7	2	5	7	0	1984-1985	1	5/14/58	Trail, BC	MON
Andrei Taratukhin	C	80	17	43	60	80	2006-2007	1	2/22/83	Omsk, Russia	OMA
Jerry Tarrant	D	8	0	0	0	12	1989-1990	1	4/3/66	Burlington, VT	SL
Justin Taylor	C	186	32	34	66	113	2004-2007	3	1/1/83	Edmonton, ALTA	OMA, LOW
Daniel Taylor	G	73	0	2	2	2	2011-2013	2	4/28/86	Plymouth, England	ABB
Paul Taylor	G	4	0	0	0	0	1996-1997	1	8/20/71	Vancouver, BC	SJ
Paul Terbenche	D	41	2	2	4	26	1980-81	1	9/16/45	Port Hope, ONT	BIR
Mike Testwuide	R	9	2	1	3	28	2012-2013	1	2/5/87	Vail, CO	ABB
J.P. Testwuide	D	18	0	1	1	15	2011-2012	1	11/5/84	Vail, CO	ABB
Travis Thiessen	D	9	1	2	3	12	1994-1995	1	7/11/72	North Battleford, SASK	SJ
Brad Thiessen	G	34	0	1	1	0	2014-2015	1	3/19/86	Aldergrove, BC	ADK
Rocky Thompson	R	135	7	10	17	453	1995-2000	4	8/8/77	Calgary, ALTA	SJ
Tom Thornbury	D	40	6	12	18	38	1985-1986	1	3/17/63	Lindsay, ONT	MON
Daniel Tkaczuk	C	130	40	62	102	104	1999-2001	2	6/10/79	Toronto, ONT	SJ

ALL-TIME AFFILIATE ROSTER

NAME	POS	GP	G	A	PTS	PIM	SEASONS	YRS.	BIRTHDATE	BIRTHPLACE	TEAM(S)
Pavel Torgayev	C	21	12	8	20	22	1995-1997	2	1/25/66	Gorky, USSR	SJ
Mathieu Tousignant	C	70	5	14	19	136	2014-2015	1	11/21/89	St-Etienne-de-Lauzon, PQ	ADK
Dean Trbojevich	D	5	0	1	1	7	1991-1992	1	6/6/68	Bovey, MN	SL
Andrei Trefilov	G	79	0	0	0	68	1992-1995	3	8/31/69	Moscow, Russia	SJ, SL
Jonathan Tremblay	R	5	0	0	0	0	2008-2009	1	3/3/84	Fauquier, ONT	QC
John Tripp	R	92	9	18	27	114	1997-2000	3	5/4/77	Kingston, ONT	SJ
Marc Tropper	R	3	0	0	0	0	1999-2000	1	4/14/76	Toronto, ONT	SJ
Evan Trupp	F	17	1	6	7	10	2013-2014	1	10/22/87	Anchorage, AK	ABB
Dan Tudin	L	5	0	0	0	4	2005-2006	1	8/3/78	Orleans, ONT	OMA
Randy Turnbull	D	65	2	1	3	292	1982-1983	1	2/17/62	Bentley, ALTA	COL
Nick Tuzzolino	D	27	4	1	5	35	2011-2013	2	1/19/86	Buffalo, NY	ABB
Jason Underhill		1	0	0	0	0	2002-2003	1			SJ
Eric Vail	R	297	68	93	161	247	2006-2010	4	4/20/83	Abbotsford, BC	ABB
Jeff Vaive	F	3	0	3	3	0	1981-82	1	9/16/53	Timmins, ONT	OKC
Collin Valcourt	C	67	13	21	34	39	1983-1984	1	6/13/63	Ottawa, ONT	COL
Michel Valliere	L	1	0	0	0	0	2013-2014	1	3/18/93	Red Deer, ALTA	ABB
Bryce Van Brabant	G	3	0	0	0	0	1987-1988	1	3/20/64	Montreal, PQ	SL
David Van Der Gulik	L	52	8	7	15	54	2014-2015	1	11/12/91	Morinville, ALTA	ADK, QC, OMA
Josh Van Dyk	D	1	0	0	0	2	2010-2011	1	5/9/86	Woodstock, ONT	ABB
Pete Vandermeer	L	100	7	3	10	276	2008-2010	2	10/14/75	Red Deer, ALTA	ABB, QC
Sergei Varlamov	L	200	65	84	149	212	1996-2001	5	7/21/78	Kiev, Ukraine	SJ
Rick Vasko	D	68	9	32	41	92	1981-82	1	1/12/57	St. Catharines, ONT	OKC
Taylor Vause	C	41	6	8	14	4	2014-2015	1	9/28/91	Calgary, ALTA	ADK
Mike Vellinga	D	18	0	1	1	6	1998-2001	3	8/19/78	Chatham, ONT	SJ
Mike Vernon	G	93	0	4	4	12	81-82, 83-86	4	2/24/63	Calgary, ALTA	MON, COL, OKC
Darcy Verot	L	73	5	11	16	299	2002-2003	1	7/13/76	Radville, SASK	SJ
John Vigilante	L	24	7	8	15	2	2008-2009	1	5/24/85	Dearborn, MI	QC
Vesa Viitakoski	L	171	63	94	157	80	1993-1996	3	2/13/71	Lappeenranta, Finland	SJ
Steeve Villeneuve	D	3	0	0	0	7	2005-2006	1	9/5/83	St-Jerome, PQ	OMA
Dustin Virag	R	1	0	0	0	0	2000-2001	1	5/16/76	Campden, ONT	SJ
Jan Vodrazka	D	83	1	4	5	175	02-03, 05-06	2	11/10/76	Plzen, Czech Repu	OMA, SJ
Mickey Volcan	D	93	16	23	39	64	1983-1985	2	3/3/62	Edmonton, ALTA	MON, COL
Mitch Wahl	C	32	3	7	10	12	2009-2013	4	1/12/90	Seal Beach, CA	ABB
Howard Walker	D	69	4	19	23	172	1982-1983	1	8/5/58	Grande Prairie, ALTA	COL
Jeff Walker	D	1	0	0	0	0	2000-2001	1	12/17/70	Saint John, NB	SJ
Jesse Wallin	D	1	0	0	0	0	2003-2004	1	3/10/78	Saskatoon, SASK	LOW*
Derrick Walser	D	130	24	46	70	70	1998-2001	3	5/12/78	New Glasgow, NS	SJ
Ben Walter	C	143	34	74	108	48	2011-2013	2	5/11/84	Beaconsfield, PQ	ABB
Wes Walz	C	15	6	6	12	14	1993-1994	1	5/15/70	Calgary, ALTA	SJ
Gord Wappel	D	160	22	66	88	251	1980-1983	3	7/26/58	Regina, SASK	COL, OKC, BIR
Ed Ward	R	24	5	7	12	65	1994-1997	3	11/10/69	Edmonton, ALTA	SJ
J.D. Watt	R	139	9	10	19	486	2008-2011	3	5/25/87	Cremona, ALTA	ABB, QC
Shawn Weller	L	31	8	4	12	19	2009-2010	1	7/8/86	Glens Falls, NY	ABB
Mark Wells	C	14	1	1	2	6	1981-82	1	9/18/57	St. Clair Shores, MI	OKC
Theran Welsh	D	13	2	9	11	4	1981-82	1	2/25/58	Prince Albert, SASK	OKC
Jeff Wenaas	C	135	29	51	80	144	1987-1990	3	9/1/67	Eastend, SASK	SL
George White	F	167	32	29	61	92	1983-1986	3	2/17/61	Arlington, MA	MON**, COL
Kam White	D	6	0	0	0	17	1998-1999	1	2/13/76	Chicago, IL	SJ

ALL-TIME AFFILIATE ROSTER

NAME	POS	GP	G	A	PTS	PIM	SEASONS	YRS.	BIRTHDATE	BIRTHPLACE	TEAM(S)
Kay Whitmore	G	36	0	0	0	23	2001-2002	1	4/10/67	Sudbury, ONT	SJ
Clarke Wilm	C	130	22	45	67	219	1996-1998	2	10/24/76	Central Butte, SASK	SJ
Clay Wilson	D	66	16	27	43	41	2011-2012	1	4/5/83	Sturgeon Lake, MN	ABB
Ryan Wilson	D	60	4	16	20	56	2008-2009	1	2/3/87	Windsor, ONT	QC
Rik Wilson	D	8	3	3	6	2	1985-1986	1	6/17/62	Long Beach, CA	MON
David Wolf	L	59	20	18	38	168	2014-2015	1	9/15/89	Duesseldorf, Germany	ADK
Mark Woolf	R	1	0	0	0	0	1991-1992	1	9/30/70	Brandon, MAN	SL
Kevin Wortman	D	236	42	116	158	90	1991-1994	3	2/22/69	Saugus, MA	SJ, SL
Tyler Wotherspoon	D	109	3	30	33	32	2013-2015	2	3/12/93	Burnaby, BC	ADK, ABB
Jamie Wright	L	37	13	14	27	34	2001-2003	2	5/13/76	Kitchener, ONT	SJ
Ravil Yakubov	D	24	3	5	8	18	1996-1997	1	7/26/70	Moscow, Russia	SJ
Oleg Yevenko	D	4	0	0	0	14	2014-2015	1	1/21/91	Minsk, Belarus	ADK
Nolan Yonkman	D	65	2	10	12	52	2014-2015	1	4/1/81	Punnichy, SASK	ADK
C.J. Young	R	89	33	38	71	45	1990-1992	2	1/1/68	Waban, MA	SL
Alexander Yudin	D	16	3	7	10	85	1992-1993	1	2/4/71	St. Petersburg, Russia	SL
George Zajankala	L	6	0	0	0	32	1995-1996	1	5/14/72	Revelstoke, BC	SJ
Richard Zemlak	R	119	19	34	53	398	1990-1992	2	3/3/63	Wynyard, SASK	SL

* = Played with Lowell/Moncton as a Carolina/Boston prospect

** = Played with Moncton as a prospect of both Calgary and Boston



FRANCHISE RECORDS



MAINE MARINERS (1977-87)

AHL LEADERS - SKATERS

AHL GOALS

Rank	Name	Pos	GP	G
1	Paul Evans	C	489	164
2	Wayne Schaab	C	413	159
3	Gordie Clark	R	237	132
4	Larry Floyd	R	298	126
5	Steve Tsujiura	C	307	98
6	Rich Chernomaz	R	269	90
7	Bud Stefanski	F	229	86
8	John Paddock	F	287	85
9	Gordie Williams	R	194	71
10	Glenn Merkosky	F	155	66
11	Gary Morrison	F	217	65
12	Bernie Johnston	C	149	64
13	Kevin Maxwell	F	157	60
14	Yves Preston	F	144	58
15	Andy Brickley	L	136	55
16	Al Hill	C	166	51
	Mark Taylor	F	154	51
18	Dan Lucas	W	152	46
19	Fred Williams	C	198	44
20	Tom Gorence	R	132	42

AHL ASSISTS

Rank	Name	Pos	GP	A
1	Paul Evans	C	489	296
2	Wayne Schaab	C	413	285
3	Larry Floyd	R	298	202
4	Steve Tsujiura	C	307	185
5	Dennis Patterson	D	416	138
6	Gordie Clark	R	237	137
7	Murray Brumwell	D	233	122
8	Rich Chernomaz	R	269	118
9	Bud Stefanski	F	229	108
10	Mark Taylor	F	154	98
11	Bernie Johnston	C	149	97
12	John Paddock	F	287	95
13	Fred Williams	C	198	94
14	Al Hill	C	166	89
15	Andy Brickley	L	136	88
16	Mike Busniuk	F	248	83
	Terry Murray	D	193	83
18	Alan Hepple	D	287	80
19	Reid Bailey	D	244	75
20	Gordie Williams	R	194	74

AHL POINTS

Rank	Name	Pos	GP	P
1	Paul Evans	C	489	460
2	Wayne Schaab	C	413	444
3	Larry Floyd	R	298	328
4	Steve Tsujiura	C	307	283
5	Gordie Clark	R	237	269
6	Rich Chernomaz	R	269	208
7	Bud Stefanski	F	229	194
8	John Paddock	F	287	180
9	Bernie Johnston	C	149	161
10	Murray Brumwell	D	233	153
11	Dennis Patterson	D	416	151
12	Mark Taylor	F	154	149
13	Gordie Williams	R	194	145
14	Andy Brickley	L	136	143
15	Al Hill	C	166	140
16	Fred Williams	C	198	138
17	Glenn Merkosky	F	155	132
18	Kevin Maxwell	F	157	125
19	Gary Morrison	F	217	119
20	Yves Preston	F	144	114

AHL PIMS

Rank	Name	Pos	GP	PIM
1	John Paddock	F	287	825
2	Glen Cochrane	D	191	790
3	Mitch Wilson	R	186	786
4	Jim Cunningham	L	222	651
5	Alan Stewart	L	207	565
6	Mike Busniuk	F	248	513
7	Reid Bailey	D	244	492
8	Alan Hepple	D	287	483
9	Dennis Patterson	D	416	466
10	Archie Henderson	R	124	418
	Dave Brown	R	71	418
12	Greg Adams	L	116	399
13	Roy Sommer	C	147	377
14	Paul Mercier	D	149	363
15	Gary Morrison	F	217	329
16	Paul Evans	C	489	312
17	Ken Daneyko	D	101	281
18	Mel Hewitt	L	78	271
19	Frank Bathe	D	108	267
20	Guy Delparte	D	223	256

AHL GAMES PLAYED

Rank	Name	Pos	GP	G	A	P	PIM
1	Paul Evans	C	489	164	296	460	312
2	Dennis Patterson	D	416	13	138	151	466
3	Wayne Schaab	C	413	159	285	444	139
4	Steve Tsujiura	C	307	98	185	283	193
5	Larry Floyd	R	298	126	202	328	139
6	John Paddock	F	287	85	95	180	825
	Alan Hepple	D	287	21	80	101	483
8	Rich Chernomaz	R	269	90	118	208	250
9	Mike Busniuk	F	248	29	83	112	513
10	Reid Bailey	D	244	16	75	91	492
11	Gordie Clark	R	237	132	137	269	134
12	Murray Brumwell	D	233	31	122	153	133
13	Bud Stefanski	F	229	86	108	194	218
14	Guy Delparte	D	223	36	67	103	256
15	Jim Cunningham	L	222	19	47	66	651
16	Gary Morrison	F	217	65	54	119	329
17	Alan Stewart	L	207	29	47	76	565
18	Fred Williams	C	198	44	94	138	148
19	Gordie Williams	R	194	71	74	145	131
20	Terry Murray	D	193	26	83	109	93



MAINE MARINERS (1977-87)

AHL LEADERS - GOALTENDERS

To qualify to be included in the goalie leaders, a goaltender must have played 15 or more games with the only exception being Shutouts and Games Played.

AHL WINS

Rank	Name	GP	Min	W
1	Sam St. Laurent	209	11964	96
2	Rick St. Croix	107	6247	57
3	Pelle Lindbergh	77	4540	48
4	Robbie Moore	83	4749	37
5	Bob Froese	67	3926	34
6	Pete Peeters	52	2922	33
7	Shawn MacKenzie	64	3523	25
8	Kirk McLean	45	2606	19
9	Karl Friesen	35	1983	16
10	Jerome Mrazek	27	1488	12

AHL GOALS AGAINST AVG.

Rank	Name	GP	GA	GAA
1	Pete Peeters	52	140	2.87
2	Rick St. Croix	107	312	3.00
3	Kirk McLean	45	140	3.22
4	Jerome Mrazek	27	80	3.23
5	Pelle Lindbergh	77	248	3.28
6	Bob Froese	67	219	3.35
7	Shawn MacKenzie	64	202	3.44
8	Karl Friesen	35	115	3.48
9	Sam St. Laurent	209	702	3.52
10	Robbie Moore	83	283	3.58

AHL SAVE PERCENTAGE

Rank	Name	GP	Svs	Pct
1	Pete Peeters	52	1301	0.903
2	Rick St. Croix	107	2637	0.894
	Kirk McLean	45	1176	0.894
4	Jerome Mrazek	27	632	0.888
5	Karl Friesen	35	891	0.886
6	Robbie Moore	83	2084	0.880
7	Shawn MacKenzie	64	1426	0.876
8	Craig Billington	20	480	0.873
9	Gil Hudon	22	529	0.866

AHL SHUTOUTS

Rank	Name	GP	SO
1	Shawn MacKenzie	64	9
2	Bob Froese	67	4
3	Pete Peeters	52	3
	Rick St. Croix	107	3
	Jerome Mrazek	27	3
	Robbie Moore	83	3
7	Steve Baker	13	2
	Karl Friesen	35	2
9	Pelle Lindbergh	77	1
	Kirk McLean	45	1

AHL GAMES PLAYED

Rank	Name	GP	Min	W	L	T	SO
1	Sam St. Laurent	209	11964	96	83	20	0
2	Rick St. Croix	107	6247	57	37	12	3
3	Robbie Moore	83	4749	37	28	12	3
4	Pelle Lindbergh	77	4540	48	21	7	1
5	Bob Froese	67	3926	34	23	7	4
6	Shawn MacKenzie	64	3523	25	23	8	9
7	Pete Peeters	52	2922	33	8	5	3
8	Kirk McLean	45	2606	19	23	2	1
9	Karl Friesen	35	1983	16	11	5	2
10	Jerome Mrazek	27	1488	12	10	4	3



MAINE MARINERS (1977-87)

NHL LEADERS - SKATERS

NHL GOALS

Rank	Name	Pos	GP	G
1	Tim Kerr	F	655	370
2	Greg Adams	L	1056	355
3	Ken Linseman	F	860	256
4	Dave Poulin	C	724	205
5	Doug Brown	R	854	160
6	Grant Mulvey	F	586	149
7	Ron Flockhart	F	453	145
8	Rick Meagher	C	691	144
9	Blake Dunlop	F	550	130
10	Garry Howatt	L	720	112
11	Bruce Driver	D	922	96
	Gary McAdam	F	534	96
13	Greg Adams	L	545	84
14	Andy Brickley	L	385	82
15	Dave Gardner	C	350	75
16	Larry Romanchych	C	298	68
17	Lindsay Carson	L	373	66
18	Ray Allison	R	238	64
19	Pat Conacher	C	521	63
20	Tom Gorence	R	303	58

NHL ASSISTS

Rank	Name	Pos	GP	A
1	Ken Linseman	F	860	551
2	Bruce Driver	D	922	390
3	Greg Adams	L	1056	388
4	Dave Poulin	C	724	325
5	Tim Kerr	F	655	304
6	Blake Dunlop	F	550	274
7	Doug Brown	R	854	214
8	Ron Flockhart	F	453	183
9	Rick Meagher	C	691	165
10	Garry Howatt	L	720	156
11	Greg Adams	L	545	143
12	Ken Daneyko	D	1283	142
13	Andy Brickley	L	385	140
	Dave Pichette	D	322	140
15	Grant Mulvey	F	586	135
16	Gary McAdam	F	534	132
17	Dave Gardner	C	350	114
18	Rob Palmer	D	320	101
19	Larry Romanchych	C	298	97
20	Bob Hess	D	329	95

NHL POINTS

Rank	Name	Pos	GP	P
1	Ken Linseman	F	860	807
2	Greg Adams	L	1056	743
3	Tim Kerr	F	655	674
4	Dave Poulin	C	724	530
5	Bruce Driver	D	922	486
6	Blake Dunlop	F	550	404
7	Doug Brown	R	854	374
8	Ron Flockhart	F	453	328
9	Rick Meagher	C	691	309
10	Grant Mulvey	F	586	284
11	Garry Howatt	L	720	268
12	Gary McAdam	F	534	228
13	Greg Adams	L	545	227
14	Andy Brickley	L	385	222
15	Dave Gardner	C	350	189
16	Dave Pichette	D	322	181
17	Ken Daneyko	D	1283	178
18	Larry Romanchych	C	298	165
19	Ray Allison	R	238	157
20	Lindsay Carson	L	373	146

NHL PIMS

Rank	Name	Pos	GP	PIM
1	Ken Daneyko	D	1283	2516
2	Todd Ewen†	R	518	1911
3	Garry Howatt	L	720	1836
4	Dave Brown	R	729	1789
5	Ken Linseman	F	860	1727
6	Jay Miller	L	446	1723
7	Glen Cochrane	D	411	1556
8	Greg Adams	L	545	1173
9	Jack McIlhargey	D	393	1102
10	Perry Anderson	L	400	1051
11	Grant Mulvey	F	586	816
12	Bruce Driver	D	922	670
13	Dwight Schofield‡	D	211	631
14	Tim Kerr	F	655	596
15	Frank Bathe	D	224	542
16	Lindsay Carson	L	373	524
17	Blake Wesley	D	298	486
18	Dave Poulin	C	724	482
19	Dave Logan	D	218	470
20	Jan Ludvig	F	314	418

NHL GAMES PLAYED

Rank	Name	Pos	GP	G	A	P	PIM
1	Ken Daneyko	D	1283	36	142	178	2516
2	Greg Adams	L	1056	355	388	743	326
3	Bruce Driver	D	922	96	390	486	670
4	Ken Linseman	F	860	256	551	807	1727
5	Doug Brown	R	854	160	214	374	210
6	Dave Brown	R	729	45	52	97	1789
7	Dave Poulin	C	724	205	325	530	482
8	Garry Howatt	L	720	112	156	268	1836
9	Rick Meagher	C	691	144	165	309	383
10	Tim Kerr	F	655	370	304	674	596
11	Grant Mulvey	F	586	149	135	284	816
12	Blake Dunlop	F	550	130	274	404	172
13	Greg Adams	L	545	84	143	227	1173
14	Gary McAdam	F	534	96	132	228	243
15	Pat Conacher	C	521	63	76	139	235
16	Todd Ewen†	R	518	36	40	76	1911
17	Randy Veliscek	D	509	21	76	97	401
18	Mike Kitchen	D	474	12	62	74	370
19	Ron Flockhart	F	453	145	183	328	208
20	Jay Miller	L	446	40	44	84	1723



MAINE MARINERS (1977-87)

NHL LEADERS - GOALTENDERS

To qualify to be included in the goalie leaders, a goaltender must have played 15 or more games with the only exception being Shutouts and Games Played.

NHL WINS

Rank	Name	GP	Min	W
1	Pete Peeters	491	27699	246
2	Kirk McLean	612	35090	245
3	Chris Terreri	406	22369	151
4	Bob Froese	242	13451	128
5	Craig Billington	332	17097	110
6	Pelle Lindbergh	157	9150	87
7	Rick St. Croix	130	7295	49
8	Steve Baker	57	3081	20
9	Sam St. Laurent	34	1572	7

NHL GOALS AGAINST AVG.

Rank	Name	GP	GA	GAA
1	Chris Terreri	406	1143	3.07
2	Pete Peeters	491	1423	3.08
3	Bob Froese	242	694	3.10
4	Kirk McLean	612	1904	3.26
5	Pelle Lindbergh	157	503	3.30
6	Sam St. Laurent	34	92	3.51
7	Craig Billington	332	1034	3.63
8	Steve Baker	57	190	3.70
9	Rick St. Croix	130	451	3.71

NHL SAVE PERCENTAGE

Rank	Name	GP	Svs	Pct
1	Chris Terreri	406	9478	0.892
2	Bob Froese	242	5606	0.890
3	Kirk McLean	612	14969	0.887
	Pelle Lindbergh	157	3944	0.887
5	Sam St. Laurent	34	718	0.886
6	Craig Billington	332	7354	0.877
7	Pete Peeters	491	n/a	n/a
	Steve Baker	57	n/a	n/a
	Rick St. Croix	130	n/a	n/a

NHL SHUTOUTS

Rank	Name	GP	SO
1	Kirk McLean	612	22
2	Pete Peeters	491	21
3	Bob Froese	242	13
	Chris Terreri	406	9
	Craig Billington	332	9
	Pelle Lindbergh	157	7
7	Steve Baker	57	3
	Rick St. Croix	130	2
9	Sam St. Laurent	34	1

NHL GAMES PLAYED

Rank	Name	GP	Min	W	L	T	SO
1	Kirk McLean	612	35090	245	262	72	22
2	Pete Peeters	491	27699	246	155	51	21
3	Chris Terreri	406	22369	151	163	43	9
4	Craig Billington	332	17097	110	149	31	9
5	Bob Froese	242	13451	128	72	20	13
6	Pelle Lindbergh	157	9150	87	49	15	7
7	Rick St. Croix	130	7295	49	54	18	2
8	Steve Baker	57	3081	20	20	11	3
9	Sam St. Laurent	34	1572	7	12	4	1
10	Hannu Kamppuri	13	645	1	10	1	0



UTICA DEVILS (1987-93)

AHL LEADERS - SKATERS

AHL GOALS

Rank	Name	Pos	GP	G
1	Jeff Madill	R	255	126
2	Paul Ysebaert	L	208	119
3	Claude Vilgrain	R	209	98
4	Kevin Todd	C	226	83
5	Neil Brady	C	223	71
	Chris Cichocki	R	139	71
7	Tim Lenardon	C	142	66
8	Jeff Christian	L	178	55
9	Brian Sullivan	R	145	53
10	Ben Hankinson	R	152	52
11	Jason Miller	C	143	51
12	Mike Bodnarchuk	R	166	50
13	Jon Morris	F	93	48
14	Jim Dowd	C	156	44
	Jarrold Skalde	C	124	44
16	Dan Dorion	R	80	37
17	Jean-Marc Lanthier	R	105	36
18	Perry Anderson	L	139	32
19	Brent Severyn	D	157	31
20	Myles O'Connor	D	185	30

AHL ASSISTS

Rank	Name	Pos	GP	A
1	Kevin Todd	C	226	163
2	Paul Ysebaert	L	208	145
3	Claude Vilgrain	R	209	136
4	Neil Brady	C	223	127
5	Jeff Madill	R	255	101
6	Myles O'Connor	D	185	94
7	Jim Dowd	C	156	87
8	Murray Brumwell	D	150	82
9	Tim Lenardon	C	142	80
10	Eric Weinrich	D	137	75
11	Jason Miller	C	143	74
12	Jeff Christian	L	178	72
13	Pat Conacher	C	108	70
14	Jon Morris	F	93	67
15	Brent Severyn	D	157	65
16	Chris Cichocki	R	139	62
17	Mike Bodnarchuk	R	166	61
	Jarrold Skalde	C	124	61
19	Brian Sullivan	R	145	51
20	Todd Copeland	D	175	49

AHL POINTS

Rank	Name	Pos	GP	P
1	Paul Ysebaert	L	208	264
2	Kevin Todd	C	226	246
3	Claude Vilgrain	R	209	234
4	Jeff Madill	R	255	227
5	Neil Brady	C	223	198
6	Tim Lenardon	C	142	146
7	Chris Cichocki	R	139	133
8	Jim Dowd	C	156	131
9	Jeff Christian	L	178	127
10	Jason Miller	C	143	125
11	Myles O'Connor	D	185	124
12	Jon Morris	F	93	115
13	Mike Bodnarchuk	R	166	111
14	Jarrold Skalde	C	124	105
15	Eric Weinrich	D	137	104
	Brian Sullivan	R	145	104
17	Murray Brumwell	D	150	100
18	Pat Conacher	C	108	97
19	Brent Severyn	D	157	96
20	Ben Hankinson	R	152	95

AHL PIMS

Rank	Name	Pos	GP	PIM
1	Jamie Huscroft	D	243	1216
2	Jeff Madill	R	255	736
3	Bill Huard	L	161	659
4	Dean Malkoc	D	140	529
5	Dave Marcinyshyn	D	273	525
6	Matt Ruchty	L	147	503
7	Brent Severyn	D	157	451
8	Jeff Christian	L	178	402
9	Myles O'Connor	D	185	380
10	Perry Anderson	L	139	373
11	Ben Hankinson	R	152	331
12	Alan Stewart	L	131	248
13	Jason Simon	W	67	229
14	Alan Hepple	D	78	213
15	Kevin Todd	C	226	209
16	Neil Brady	C	223	196
17	David Anderson	R	74	191
18	Troy Crowder	R	65	188
19	Todd Copeland	D	175	161
20	Brian Sullivan	R	145	146

AHL GAMES PLAYED

Rank	Name	Pos	GP	G	A	P	PIM
1	Dave Marcinyshyn	D	273	16	48	64	525
2	Jeff Madill	R	255	126	101	227	736
3	Jamie Huscroft	D	243	17	45	62	1216
4	Kevin Todd	C	226	83	163	246	209
5	Neil Brady	C	223	71	127	198	196
6	Claude Vilgrain	R	209	98	136	234	103
7	Paul Ysebaert	L	208	119	145	264	143
8	Myles O'Connor	D	185	30	94	124	380
9	Jeff Christian	L	178	55	72	127	402
10	Todd Copeland	D	175	13	49	62	161
11	Mike Bodnarchuk	R	166	50	61	111	68
12	Bill Huard	L	161	21	34	55	659
13	Marc Laniel	D	159	12	37	49	113
14	Brent Severyn	D	157	31	65	96	451
15	Jim Dowd	C	156	44	87	131	109
16	Ben Hankinson	R	152	52	43	95	331
17	Murray Brumwell	D	150	18	82	100	73
18	Matt Ruchty	L	147	13	28	41	503
19	Brian Sullivan	R	145	53	51	104	146
20	Jason Miller	C	143	51	74	125	74



UTICA DEVILS (1987-93)

AHL LEADERS - GOALTENDERS

To qualify to be included in the goalie leaders, a goaltender must have played 15 or more games with the only exception being Shutouts and Games Played.

AHL WINS

Rank	Name	GP	Min	W
1	Craig Billington	138	7923	59
2	Rollie Melanson	102	5795	47
3	Corey Schwab	64	3709	27
4	Chris Terreri	46	2713	25
5	Chad Erickson	52	2846	19
6	Martin Brodeur	32	1952	14
7	Mark Romaine	35	1710	13
8	Dan Delianedis	25	1142	7
	Doug Dadswell	22	1168	7

AHL GOALS AGAINST AVG.

Rank	Name	GP	GA	GAA
1	Chris Terreri	46	150	3.32
2	Doug Dadswell	22	67	3.44
3	Craig Billington	138	496	3.76
4	Rollie Melanson	102	375	3.88
5	Martin Brodeur	32	131	4.03
6	Chad Erickson	52	194	4.09
7	Dan Delianedis	25	81	4.26
8	Corey Schwab	64	264	4.27
9	Mark Romaine	35	125	4.39

AHL SAVE PERCENTAGE

Rank	Name	GP	Svs	Pct
1	Doug Dadswell	22	640	0.905
2	Chris Terreri	46	1184	0.888
3	Martin Brodeur	32	1002	0.884
4	Corey Schwab	64	1949	0.881
	Chad Erickson	52	1431	0.881
6	Craig Billington	138	3474	0.875
7	Rollie Melanson	102	2544	0.872
8	Dan Delianedis	25	544	0.870
9	Mark Romaine	35	745	0.856

AHL SHUTOUTS

Rank	Name	GP	SO
1	Craig Billington	138	3
2	Corey Schwab	64	2
	Chad Erickson	52	2
4	Rollie Melanson	102	1

AHL GAMES PLAYED

Rank	Name	GP	Min	W	L	T	SO
1	Craig Billington	138	7923	59	58	15	3
2	Rollie Melanson	102	5795	47	47	4	1
3	Corey Schwab	64	3709	27	28	6	2
4	Chad Erickson	52	2846	19	26	4	2
5	Chris Terreri	46	2713	25	14	3	0
6	Mark Romaine	35	1710	13	14	1	0
7	Martin Brodeur	32	1952	14	13	5	0
8	Dan Delianedis	25	1142	7	8	3	0
9	Doug Dadswell	22	1168	7	9	2	0



UTICA DEVILS (1987-93)

NHL LEADERS- SKATERS

NHL GOALS

Rank	Name	Pos	GP	G
1	Bill Guerin	R	1263	429
2	Bobby Holik	C	1314	326
3	Patrik Sundstrom	F	679	219
4	Walt Poddubny	R	468	184
5	Doug Brown	R	854	160
6	Paul Ysebaert	L	532	149
7	Dave Barr	R	614	128
8	Valeri Zelepukin	L	595	117
9	Tom Chorske	L	596	115
10	Zdeno Ciger	L	352	94
11	Alexander Semak	C	289	83
12	Andy Brickley	L	385	82
13	Scott Pellerin	L	536	72
14	Jim Dowd	C	728	71
15	Eric Weinrich	D	1157	70
	Kevin Todd	C	383	70
17	Pat Conacher	C	521	63
18	Peter Sundstrom	F	338	61
19	Troy Mallette	L	456	51
20	Perry Anderson	L	400	50

NHL ASSISTS

Rank	Name	Pos	GP	A
1	Bill Guerin	R	1263	427
2	Bobby Holik	C	1314	421
3	Patrik Sundstrom	F	679	369
4	Eric Weinrich	D	1157	318
5	Walt Poddubny	R	468	238
6	Doug Brown	R	854	214
7	Tommy Albelin	D	952	211
8	Dave Barr	R	614	204
9	Jaroslav Modry	D	725	201
10	Viacheslav Fetisov	D	546	192
11	Paul Ysebaert	L	532	187
12	Valeri Zelepukin	L	595	177
13	Jim Dowd	C	728	168
14	Andy Brickley	L	385	140
15	Zdeno Ciger	L	352	134
16	Kevin Todd	C	383	133
	Craig Wolanin	D	695	133
18	Jason Smith†	D	1008	128
19	Scott Pellerin	L	536	126
20	Tom Chorske	L	596	122

NHL POINTS

Rank	Name	Pos	GP	P
1	Bill Guerin	R	1263	856
2	Bobby Holik	C	1314	747
3	Patrik Sundstrom	F	679	588
4	Walt Poddubny	R	468	422
5	Eric Weinrich	D	1157	388
6	Doug Brown	R	854	374
7	Paul Ysebaert	L	532	336
8	Dave Barr	R	614	332
9	Valeri Zelepukin	L	595	294
10	Tommy Albelin	D	952	255
11	Jaroslav Modry	D	725	250
12	Jim Dowd	C	728	239
13	Tom Chorske	L	596	237
14	Viacheslav Fetisov	D	546	228
	Zdeno Ciger	L	352	228
16	Andy Brickley	L	385	222
17	Kevin Todd	C	383	203
18	Scott Pellerin	L	536	198
19	Alexander Semak	C	289	174
20	Craig Wolanin	D	695	173

NHL PIMS

Rank	Name	Pos	GP	PIM
1	Bill Guerin	R	1263	1660
2	Bobby Holik	C	1314	1421
3	Troy Mallette	L	456	1226
4	Jason Smith†	D	1008	1099
5	Jamie Huscroft	D	352	1065
6	Perry Anderson	L	400	1051
7	David Maley	L	466	1043
8	Craig Wolanin	D	695	894
9	Eric Weinrich	D	1157	825
10	Brent Severyn	D	328	825
11	Viacheslav Fetisov	D	546	656
12	Bill Huard	L	223	594
13	Valeri Zelepukin	L	595	527
14	Dave Barr	R	614	520
15	Steve Richmond	D	159	514
16	Jaroslav Modry	D	725	510
17	Steve Rooney	F	154	496
18	Walt Poddubny	R	468	454
19	Troy Crowder	R	150	433
20	Tommy Albelin	D	952	417

NHL GAMES PLAYED

Rank	Name	Pos	GP	G	A	P	PIM
1	Bobby Holik	C	1314	326	421	747	1421
2	Bill Guerin	R	1263	429	427	856	1660
3	Eric Weinrich	D	1157	70	318	388	825
4	Jason Smith†	D	1008	41	128	169	1099
5	Tommy Albelin	D	952	44	211	255	417
6	Doug Brown	R	854	160	214	374	210
7	Jim Dowd	C	728	71	168	239	390
8	Jaroslav Modry	D	725	49	201	250	510
9	Craig Wolanin	D	695	40	133	173	894
10	Patrik Sundstrom	F	679	219	369	588	349
11	Dave Barr	R	614	128	204	332	520
12	Tom Chorske	L	596	115	122	237	225
13	Valeri Zelepukin	L	595	117	177	294	527
14	Viacheslav Fetisov	D	546	36	192	228	656
15	Scott Pellerin	L	536	72	126	198	320
16	Paul Ysebaert	L	532	149	187	336	217
17	Pat Conacher	C	521	63	76	139	235
18	Walt Poddubny	R	468	184	238	422	454
19	David Maley	L	466	43	81	124	1043
20	Troy Mallette	L	456	51	68	119	1226



UTICA DEVILS (1987-93)

NHL LEADERS - GOALTENDERS

To qualify to be included in the goalie leaders, a goaltender must have played 15 or more games with the only exception being Shutouts and Games Played.

NHL WINS

Rank	Name	GP	Min	W
1	Martin Brodeur	1266	74439	691
2	Chris Terreri	406	22369	151
3	Rollie Melanson	291	16452	129
4	Craig Billington	332	17097	110
5	Corey Schwab	147	7476	42
6	Doug Dadswell	28	1346	8

NHL GOALS AGAINST AVG.

Rank	Name	GP	GA	GAA
1	Martin Brodeur	1266	2781	2.24
2	Corey Schwab	147	360	2.89
3	Chris Terreri	406	1143	3.07
4	Craig Billington	332	1034	3.63
5	Rollie Melanson	291	995	3.63
6	Doug Dadswell	28	99	4.41

NHL SAVE PERCENTAGE

Rank	Name	GP	Svs	Pct
1	Martin Brodeur	1266	28919	0.912
2	Corey Schwab	147	3113	0.896
3	Chris Terreri	406	9478	0.892
4	Craig Billington	332	7354	0.877
5	Doug Dadswell	28	601	0.859
6	Rollie Melanson	291	n/a	n/a

NHL SHUTOUTS

Rank	Name	GP	SO
1	Martin Brodeur	1266	125
2	Chris Terreri	406	9
	Craig Billington	332	9
4	Rollie Melanson	291	6
	Corey Schwab	147	6

NHL GAMES PLAYED

Rank	Name	GP	Min	W	L	T	SO
1	Martin Brodeur	1266	74439	691	397	154	125
2	Chris Terreri	406	22369	151	163	43	9
3	Craig Billington	332	17097	110	149	31	9
4	Rollie Melanson	291	16452	129	106	33	6
5	Corey Schwab	147	7476	42	63	13	6
6	Doug Dadswell	28	1346	8	8	3	0
7	Chad Erickson	2	120	1	1	0	0



SAINT JOHN FLAMES (1993-03)

AHL LEADERS - SKATERS

AHL GOALS

Rank	Name	Pos	GP	G
1	Ladislav Kohn	R	250	89
2	Marty Murray	C	222	78
3	Hnat Domenichelli	C	112	65
	Sergei Varlamov	L	200	65
5	Cory Stillman	C	142	63
	Vesa Viitakoski	L	171	63
7	Jarrold Skalde	C	133	59
8	Martin St. Louis	R	95	58
9	David Roche	L	153	54
10	Rico Fata	R	146	52
11	Chris Clark	R	169	47
12	Todd Hlushko	L	114	46
13	Jeff Cowan	L	209	42
14	Jesper Mattsson	R	174	41
15	Daniel Tkaczuk	C	130	40
16	Blair Betts	C	161	39
17	Steve Begin	L	178	38
	Niklas Sundblad	R	222	38
19	Jason Botterill	L	152	37
20	Eric Landry	C	117	36

AHL ASSISTS

Rank	Name	Pos	GP	A
1	Marty Murray	C	222	152
2	Ladislav Kohn	R	250	124
3	Cory Stillman	C	142	101
4	Vesa Viitakoski	L	171	94
5	Benoit Gratton	C	118	85
6	Sergei Varlamov	L	200	84
7	Jarrold Skalde	C	133	76
8	Micki DuPont	D	188	75
9	Darrel Scoville	D	201	64
10	Len Esau	D	129	63
11	Daniel Tkaczuk	C	130	62
12	Chris Clark	R	169	61
13	Jason Morgan	C	156	60
14	Rico Fata	R	146	58
15	Martin St. Louis	R	95	56
16	Jesper Mattsson	R	174	55
17	Ronald Petrovicky	R	145	54
18	Mark Freer	C	77	53
19	Blair Betts	C	161	51
	Travis Brigley	L	162	51

AHL POINTS

Rank	Name	Pos	GP	P
1	Marty Murray	C	222	230
2	Ladislav Kohn	R	250	213
3	Cory Stillman	C	142	164
4	Vesa Viitakoski	L	171	157
5	Sergei Varlamov	L	200	149
6	Jarrold Skalde	C	133	135
7	Martin St. Louis	R	95	114
8	Benoit Gratton	C	118	112
9	Rico Fata	R	146	110
10	Chris Clark	R	169	108
11	Hnat Domenichelli	C	112	107
12	David Roche	L	153	104
13	Micki DuPont	D	188	102
	Daniel Tkaczuk	C	130	102
15	Jesper Mattsson	R	174	96
16	Darrel Scoville	D	201	91
17	Jason Morgan	C	156	90
	Blair Betts	C	161	90
19	Ronald Petrovicky	R	145	89
20	Len Esau	D	129	88

AHL PIMS

Rank	Name	Pos	GP	PIM
1	Sami Helenius	D	272	851
2	Todd Simpson	D	146	598
3	Barry Nieckar	L	65	491
4	Rocky Thompson	R	135	453
5	Jamie Allison	D	138	434
6	Paxton Schulte	L	144	432
7	Chris Clark	R	169	388
8	Eric Charron	D	143	366
9	Steve Begin	L	178	364
10	Eric Landry	C	117	352
11	Matt O'Dette	D	169	351
12	Chris Dingman	L	121	335
13	Keith McCambridge	D	160	316
14	David Roche	L	153	315
15	Darcy Verot	L	73	299
16	Ladislav Kohn	R	250	298
17	Dale Kushner	R	111	296
18	Mike Stevens	L	79	293
19	Niklas Sundblad	R	222	292
20	Benoit Gratton	C	118	290

AHL GAMES PLAYED

Rank	Name	Pos	GP	G	A	P	PIM
1	Sami Helenius	D	272	8	20	28	851
2	Ladislav Kohn	R	250	89	124	213	298
3	Niklas Sundblad	R	222	38	44	82	292
	Marty Murray	C	222	78	152	230	112
5	Jeff Cowan	L	209	42	40	82	225
6	Darrel Scoville	D	201	27	64	91	290
7	Sergei Varlamov	L	200	65	84	149	212
8	Rick Mrozik	D	199	9	26	35	99
9	Micki DuPont	D	188	27	75	102	178
10	Steve Begin	L	178	38	35	73	364
11	Jesper Mattsson	R	174	41	55	96	80
12	Vesa Viitakoski	L	171	63	94	157	80
13	Chris Clark	R	169	47	61	108	388
	Matt O'Dette	D	169	1	10	11	351
15	Denis Gauthier	D	162	9	51	60	267
	Travis Brigley	L	162	35	51	86	80
17	Blair Betts	C	161	39	51	90	44
18	Keith McCambridge	D	160	7	8	15	316
19	Jason Morgan	C	156	30	60	90	132
20	Joel Bouchard	D	155	16	51	67	173



SAINT JOHN FLAMES (1993-03)

AHL LEADERS - GOALTENDERS

To qualify to be included in the goalie leaders, a goaltender must have played 15 or more games with the only exception being Shutouts and Games Played.

AHL WINS

Rank	Name	GP	Min	W
1	Dwayne Roloson	125	7486	58
2	J.S. Giguere	111	6146	51
3	Levente Szuper	112	6083	43
4	Jason Muzzatti	82	4680	36
5	Martin Brochu	55	3049	27
	Tyler Moss	57	3203	27
7	Dany Sabourin	52	2707	20
8	Darrin Madeley	46	2316	11
	Andrei Trefilov	35	2012	11
10	Kay Whitmore	36	2001	10

AHL GOALS AGAINST AVG.

Rank	Name	GP	GA	GAA
1	Kay Whitmore	36	83	2.49
	Tyler Moss	57	133	2.49
3	Levente Szuper	112	253	2.50
4	Martin Brochu	55	132	2.60
5	Dany Sabourin	52	118	2.62
6	Dwayne Roloson	125	376	3.01
7	J.S. Giguere	111	309	3.02
	Igor Karpenko	27	72	3.02
9	Darrin Madeley	46	124	3.21
10	Andrei Trefilov	35	113	3.37

AHL SAVE PERCENTAGE

Rank	Name	GP	Svs	Pct
1	Tyler Moss	57	1581	0.922
2	J.S. Giguere	111	3061	0.908
	Kay Whitmore	36	816	0.908
4	Dany Sabourin	52	1137	0.906
5	Igor Karpenko	27	689	0.905
6	Dwayne Roloson	125	3548	0.904
7	Levente Szuper	112	2351	0.903
8	Darrin Madeley	46	1114	0.900
9	Martin Brochu	55	1174	0.899
10	Andrei Trefilov	35	1000	0.898

AHL SHUTOUTS

Rank	Name	GP	SO
1	Levente Szuper	112	8
2	J.S. Giguere	111	5
	Dany Sabourin	52	5
4	Jason Muzzatti	82	4
5	Dwayne Roloson	125	3
6	Igor Karpenko	27	2
	Martin Brochu	55	2
8	Mark Richards	6	1
	Sean Matile	14	1
	Frederic Deschenes	5	1

AHL GAMES PLAYED

Rank	Name	GP	Min	W	L	T	SO
1	Dwayne Roloson	125	7486	58	45	20	3
2	Levente Szuper	112	6083	43	46	9	8
3	J.S. Giguere	111	6146	51	43	9	5
4	Jason Muzzatti	82	4680	36	35	7	4
5	Tyler Moss	57	3203	27	16	9	0
6	Martin Brochu	55	3049	27	19	5	2
7	Dany Sabourin	52	2707	20	21	4	5
8	Darrin Madeley	46	2316	11	18	11	0
9	Ian Gordon	40	1757	7	21	1	0
10	Kay Whitmore	36	2001	10	16	8	0



SAINT JOHN FLAMES (1993-03)

NHL LEADERS - SKATERS

NHL GOALS

Rank	Name	Pos	GP	G
1	Martin St. Louis	R	1134	391
2	Cory Stillman	C	1025	278
3	Dave Lowry	L	1084	164
4	Claude Lapointe	C	879	127
5	Daniel Marois	R	350	117
6	Chuck Kobasew	RW	601	110
7	Wes Walz	C	607	109
8	Chris Clark	R	607	103
9	Matthew Lombardi	C	536	101
10	Derek Morris	D	1107	92
11	Jeff Shantz	C	642	72
12	Jim Dowd	C	728	71
13	Jordan Leopold	D	695	67
14	Nils Ekman†	R	264	60
15	Brett McLean	C	385	56
	Steve Begin	L	524	56
17	Marc Bureau	C	567	55
	Oleg Saprykin	L	325	55
19	Mike Sullivan	C	709	54
20	Hnat Domenichelli	C	267	52

NHL ASSISTS

Rank	Name	Pos	GP	A
1	Martin St. Louis	R	1134	642
2	Cory Stillman	C	1025	449
3	Derek Morris	D	1107	332
4	Dave Lowry	L	1084	187
5	Claude Lapointe	C	879	178
6	Jim Dowd	C	728	168
7	Robyn Regehr	D	1090	163
8	Matthew Lombardi	C	536	161
9	Wes Walz	C	607	151
10	Jordan Leopold	D	695	147
11	Jeff Shantz	C	642	139
12	Chris Clark	R	607	111
13	Brett McLean	C	385	106
14	Chuck Kobasew	RW	601	100
15	Steve Montador	D	571	98
16	Daniel Marois	R	350	93
17	Nils Ekman†	R	264	91
18	Marc Bureau	C	567	83
	Mike Commodore	D	484	83
20	Oleg Saprykin	L	325	82

NHL POINTS

Rank	Name	Pos	GP	P
1	Martin St. Louis	R	1134	1033
2	Cory Stillman	C	1025	727
3	Derek Morris	D	1107	424
4	Dave Lowry	L	1084	351
5	Claude Lapointe	C	879	305
6	Matthew Lombardi	C	536	262
7	Wes Walz	C	607	260
8	Jim Dowd	C	728	239
9	Jordan Leopold	D	695	214
	Chris Clark	R	607	214
11	Jeff Shantz	C	642	211
12	Chuck Kobasew	RW	601	210
	Daniel Marois	R	350	210
14	Robyn Regehr	D	1090	199
15	Brett McLean	C	385	162
16	Nils Ekman†	R	264	151
17	Marc Bureau	C	567	138
18	Oleg Saprykin	L	325	137
19	Mike Sullivan	C	709	136
20	Steve Montador	D	571	131

NHL PIMS

Rank	Name	Pos	GP	PIM
1	Jody Shelley	L	627	1538
2	Krzysztof Oliwa	L	410	1447
3	Todd Simpson	D	580	1357
4	Wade Belak	D	549	1263
5	Dave Lowry	L	1084	1191
6	Derek Morris	D	1107	1004
7	Cale Hulse	D	619	1000
8	Robyn Regehr	D	1090	972
9	Steve Montador	D	571	807
10	Chris Dingman	L	385	769
11	Denis Gauthier	D	554	748
12	Claude Lapointe	C	879	721
13	Chris Clark	R	607	700
14	Jeff Cowan	L	413	695
15	Mike Commodore	D	484	683
16	Jamie Allison	D	372	639
17	Shane Hnidy	D	550	633
18	Steve Begin	L	524	561
19	Cory Stillman	C	1025	489
20	Ronald Petrovicky	R	342	429

NHL GAMES PLAYED

Rank	Name	Pos	GP	G	A	P	PIM
1	Martin St. Louis	R	1134	391	642	1033	310
2	Derek Morris	D	1107	92	332	424	1004
3	Robyn Regehr	D	1090	36	163	199	972
4	Dave Lowry	L	1084	164	187	351	1191
5	Cory Stillman	C	1025	278	449	727	489
6	Claude Lapointe	C	879	127	178	305	721
7	Jim Dowd	C	728	71	168	239	390
8	Mike Sullivan	C	709	54	82	136	203
9	Jordan Leopold	D	695	67	147	214	293
10	Jeff Shantz	C	642	72	139	211	341
11	Jody Shelley	L	627	18	36	54	1538
12	Cale Hulse	D	619	16	79	95	1000
13	Chris Clark	R	607	103	111	214	700
	Wes Walz	C	607	109	151	260	343
15	Chuck Kobasew	RW	601	110	100	210	394
16	Todd Simpson	D	580	14	63	77	1357
17	Steve Montador	D	571	33	98	131	807
18	Marc Bureau	C	567	55	83	138	327
19	Denis Gauthier	D	554	17	60	77	748
20	Shane Hnidy	D	550	16	55	71	633



SAINT JOHN FLAMES (1993-03)

NHL LEADERS - GOALTENDERS

To qualify to be included in the goalie leaders, a goaltender must have played 15 or more games with the only exception being Shutouts and Games Played.

NHL WINS

Rank	Name	GP	Min	W
1	Grant Fuhr	867	48945	403
2	J.S. Giguere	597	33717	262
3	Dwayne Roloson	606	34296	227
4	Rollie Melanson	291	16452	129
5	Fred Brathwaite	254	13840	81
6	Kay Whitmore	155	8596	60
7	Dany Sabourin	57	2900	18
8	Jason Muzzatti	62	3014	13
9	Andrei Trefilov	54	2663	12
10	Tyler Moss	30	1496	6

NHL GOALS AGAINST AVG.

Rank	Name	GP	GA	GAA
1	J.S. Giguere	597	1423	2.53
2	Dwayne Roloson	606	1552	2.72
3	Fred Brathwaite	254	629	2.73
4	Dany Sabourin	57	139	2.88
5	Tyler Moss	30	81	3.25
6	Jason Muzzatti	62	167	3.32
7	Grant Fuhr	867	2756	3.38
8	Scott Bailey	19	55	3.42
9	Andrei Trefilov	54	153	3.45
10	Kay Whitmore	155	508	3.55

NHL SAVE PERCENTAGE

Rank	Name	GP	Svs	Pct
1	J.S. Giguere	597	14902	0.913
2	Dwayne Roloson	606	15390	0.908
3	Fred Brathwaite	254	5715	0.901
4	Dany Sabourin	57	1224	0.898
5	Andrei Trefilov	54	1328	0.897
6	Jason Muzzatti	62	1411	0.894
7	Tyler Moss	30	665	0.891
8	Grant Fuhr	867	21630	0.887
9	Scott Bailey	19	390	0.876
10	Kay Whitmore	155	3542	0.875

NHL SHUTOUTS

Rank	Name	GP	SO
1	J.S. Giguere	597	38
2	Dwayne Roloson	606	29
3	Grant Fuhr	867	25
4	Fred Brathwaite	254	15
5	Rollie Melanson	291	6
6	Kay Whitmore	155	4
7	Dany Sabourin	57	2
	Andrei Trefilov	54	2
9	Jason Muzzatti	62	1

NHL GAMES PLAYED

Rank	Name	GP	Min	W	L	T	SO
1	Grant Fuhr	867	48945	403	295	114	25
2	Dwayne Roloson	606	34296	227	257	82	29
3	J.S. Giguere	597	33717	262	212	75	38
4	Rollie Melanson	291	16452	129	106	33	6
5	Fred Brathwaite	254	13840	81	99	37	15
6	Kay Whitmore	155	8596	60	64	16	4
7	Jason Muzzatti	62	3014	13	25	10	1
8	Dany Sabourin	57	2900	18	25	4	2
9	Andrei Trefilov	54	2663	12	25	4	2
10	Darrin Madeley	39	1928	4	23	5	0



OMAHA AK-SAR-BEN KNIGHTS (2005-07)

AHL LEADERS - SKATERS

AHL GOALS

Rank	Name	Pos	GP	G
1	Carsen Germyn	L	154	52
2	Warren Peters	C	156	32
3	David Moss	R	91	30
4	Brandon Prust	L	142	29
5	Dustin Boyd	C	66	27
6	Justin Taylor	C	124	24
7	Eric Nystrom	L	90	17
	Andrei Taratukhin	C	80	17
9	Mark Giordano	D	78	16
	Tomi Maki	R	147	16
	David Van Der Gulik	R	80	16
12	Kris Chucko	R	80	14
	Cam Cunning	L	90	14
14	Cam Severson	L	54	13
15	Richie Regehr	D	70	12
16	Derek Couture	R	112	10
17	Lynn Loyns	W	68	9
18	Ajay Baines	C	24	8
	Craig MacDonald	C	37	8
20	Zenith Komarniski	D	68	6

AHL ASSISTS

Rank	Name	Pos	GP	A
1	Carsen Germyn	L	154	63
2	Mark Giordano	D	78	44
3	Andrei Taratukhin	C	80	43
4	David Moss	R	91	39
5	Dustin Boyd	C	66	33
6	Richie Regehr	D	70	32
7	Justin Taylor	C	124	31
	Tim Hambly	D	112	31
9	Tomi Maki	R	147	28
10	David Van Der Gulik	R	80	27
11	Warren Peters	C	156	26
12	Brandon Prust	L	142	24
13	Brad Ference	D	73	23
14	Craig MacDonald	C	37	19
15	Eric Nystrom	L	90	18
	Derek Couture	R	112	18
17	Steve Bancroft	D	75	16
18	Zenith Komarniski	D	68	15
19	Kris Chucko	R	80	14
	Brett Palin	D	142	14

AHL POINTS

Rank	Name	Pos	GP	P
1	Carsen Germyn	L	154	115
2	David Moss	R	91	69
3	Mark Giordano	D	78	60
	Andrei Taratukhin	C	80	60
	Dustin Boyd	C	66	60
6	Warren Peters	C	156	58
7	Justin Taylor	C	124	55
8	Brandon Prust	L	142	53
9	Richie Regehr	D	70	44
	Tomi Maki	R	147	44
11	David Van Der Gulik	R	80	43
12	Tim Hambly	D	112	35
	Eric Nystrom	L	90	35
14	Derek Couture	R	112	28
	Kris Chucko	R	80	28
16	Craig MacDonald	C	37	27
17	Brad Ference	D	73	26
18	Cam Cunning	L	90	23
19	Zenith Komarniski	D	68	21
20	Cam Severson	L	54	20

AHL PIMS

Rank	Name	Pos	GP	PIM
1	Brandon Prust	L	142	505
2	Carsen Germyn	L	154	251
3	Warren Peters	C	156	228
4	Brad Ference	D	73	210
5	Derek Couture	R	112	164
6	Mark Giordano	D	78	149
7	Cam Severson	L	54	146
8	Brett Palin	D	142	117
9	Steve Bancroft	D	75	114
10	Zenith Komarniski	D	68	99
11	Eric Godard	L	36	94
12	Richie Regehr	D	70	93
13	Andrei Taratukhin	C	80	80
14	Justin Taylor	C	124	78
	Adam Pardy	D	94	78
	Brantt Myhres	L	34	78
17	Kris Chucko	R	80	72
18	David Van Der Gulik	R	80	69
	Cam Cunning	L	90	69
20	Tim Hambly	D	112	61

AHL GAMES PLAYED

Rank	Name	Pos	GP	G	A	P	PIM
1	Warren Peters	C	156	32	26	58	228
2	Carsen Germyn	L	154	52	63	115	251
3	Tomi Maki	R	147	16	28	44	53
4	Brandon Prust	L	142	29	24	53	505
	Brett Palin	D	142	1	14	15	117
6	Justin Taylor	C	124	24	31	55	78
7	Derek Couture	R	112	10	18	28	164
	Tim Hambly	D	112	4	31	35	61
9	Adam Pardy	D	94	2	6	8	78
10	David Moss	R	91	30	39	69	50
11	Cam Cunning	L	90	14	9	23	69
	Eric Nystrom	L	90	17	18	35	37
13	Andrei Taratukhin	C	80	17	43	60	80
	Kris Chucko	R	80	14	14	28	72
	David Van Der Gulik	R	80	16	27	43	69
16	Mark Giordano	D	78	16	44	60	149
17	Steve Bancroft	D	75	3	16	19	114
18	Brad Ference	D	73	3	23	26	210
19	Richie Regehr	D	70	12	32	44	93
20	Zenith Komarniski	D	68	6	15	21	99



OMAHA AK-SAR-BEN KNIGHTS (2005-07) AHL LEADERS - GOALTENDERS

To qualify to be included in the goalie leaders, a goaltender must have played 15 or more games with the only exception being Shutouts and Games Played.

AHL WINS

Rank	Name	GP	Min	W
1	Curtis McElhinney	90	4800	44
2	Brent Krahn	85	4805	40

AHL GOALS AGAINST AVG.

Rank	Name	GP	GA	GAA
1	Curtis McElhinney	90	181	2.26
2	Brent Krahn	85	198	2.47

AHL SAVE PERCENTAGE

Rank	Name	GP	Svs	Pct
1	Curtis McElhinney	90	1960	0.915
2	Brent Krahn	85	1996	0.910

AHL SHUTOUTS

Rank	Name	GP	SO
1	Curtis McElhinney	90	10
2	Brent Krahn	85	5

AHL GAMES PLAYED

Rank	Name	GP	Min	W	L	T	SO
1	Curtis McElhinney	90	4800	44	31	3	10
2	Brent Krahn	85	4805	40	32	9	5
3	Mike McKenna	2	96	0	1	0	0



OMAHA AK-SAR-BEN KNIGHTS (2005-07)

NHL LEADERS - SKATERS

NHL GOALS

Rank	Name	Pos	GP	G
1	Matthew Lombardi	C	536	101
2	David Moss	R	501	78
3	Eric Nystrom	L	547	68
4	Mark Giordano	D	510	66
5	Brandon Prust	L	451	39
6	Dustin Boyd	C	220	32
7	Craig MacDonald	C	233	11
8	Eric Godard	L	335	6
	Adam Cracknell	R	82	6
	Brantt Myhres	L	154	6
11	Adam Pardy	D	315	4
	Brad Ference	D	250	4
	Warren Peters	C	96	4
14	Lynn Loyns	W	34	3
	Cam Severson	L	37	3
16	David Van Der Gulik	R	49	2
17	Richie Regehr	D	20	1
	Zenith Komarniski	D	21	1

NHL ASSISTS

Rank	Name	Pos	GP	A
1	Mark Giordano	D	510	179
2	Matthew Lombardi	C	536	161
3	David Moss	R	501	100
4	Brandon Prust	L	451	69
5	Eric Nystrom	L	547	48
6	Adam Pardy	D	315	44
7	Dustin Boyd	C	220	31
8	Brad Ference	D	250	30
9	Craig MacDonald	C	233	24
10	Eric Godard	L	335	12
11	Adam Cracknell	R	82	11
	David Van Der Gulik	R	49	11
13	Warren Peters	C	96	4
14	Richie Regehr	D	20	3
15	Brantt Myhres	L	154	2
	Lynn Loyns	W	34	2
17	Zenith Komarniski	D	21	1
	Steve Bancroft	D	6	1

NHL POINTS

Rank	Name	Pos	GP	P
1	Matthew Lombardi	C	536	262
2	Mark Giordano	D	510	245
3	David Moss	R	501	178
4	Eric Nystrom	L	547	116
5	Brandon Prust	L	451	108
6	Dustin Boyd	C	220	63
7	Adam Pardy	D	315	48
8	Craig MacDonald	C	233	35
9	Brad Ference	D	250	34
10	Eric Godard	L	335	18
11	Adam Cracknell	R	82	17
12	David Van Der Gulik	R	49	13
13	Warren Peters	C	96	8
	Brantt Myhres	L	154	8
15	Lynn Loyns	W	34	5
16	Richie Regehr	D	20	4
17	Cam Severson	L	37	3
18	Zenith Komarniski	D	21	2
19	Steve Bancroft	D	6	1

NHL PIMS

Rank	Name	Pos	GP	PIM
1	Brandon Prust	L	451	977
2	Eric Godard	L	335	833
3	Brantt Myhres	L	154	687
4	Brad Ference	D	250	565
5	Mark Giordano	D	510	466
6	Eric Nystrom	L	547	381
7	Matthew Lombardi	C	536	293
8	Adam Pardy	D	315	249
9	David Moss	R	501	157
10	Craig MacDonald	C	233	91
11	Warren Peters	C	96	72
12	Cam Severson	L	37	63
13	Dustin Boyd	C	220	41
14	Lynn Loyns	W	34	21
15	Adam Cracknell	R	82	14
16	David Van Der Gulik	R	49	10
	Zenith Komarniski	D	21	10
18	Richie Regehr	D	20	6
19	Brett Skinner	D	11	4
20	Steve Bancroft	D	6	2

NHL GAMES PLAYED

Rank	Name	Pos	GP	G	A	P	PIM
1	Eric Nystrom	L	547	68	48	116	381
2	Matthew Lombardi	C	536	101	161	262	293
3	Mark Giordano	D	510	66	179	245	466
4	David Moss	R	501	78	100	178	157
	Brandon Prust	L	451	39	69	108	977
6	Eric Godard	L	335	6	12	18	833
7	Adam Pardy	D	315	4	44	48	249
	Brad Ference	D	250	4	30	34	565
9	Craig MacDonald	C	233	11	24	35	91
10	Dustin Boyd	C	220	32	31	63	41
11	Brantt Myhres	L	154	6	2	8	687
	Warren Peters	C	96	4	4	8	72
	Adam Cracknell	R	82	6	11	17	14
14	David Van Der Gulik	R	49	2	11	13	10
15	Cam Severson	L	37	3	0	3	63
	Lynn Loyns	W	34	3	2	5	21
	Zenith Komarniski	D	21	1	1	2	10
18	Richie Regehr	D	20	1	3	4	6
19	Brett Skinner	D	11	0	0	0	4
20	Steve Bancroft	D	6	0	1	1	2



OMAHA AK-SAR-BEN KNIGHTS (2005-07)

NHL LEADERS - GOALTENDERS

To qualify to be included in the goalie leaders, a goaltender must have played 15 or more games with the only exception being Shutouts and Games Played.

NHL WINS

Rank	Name	GP	Min	W
1	Curtis McElhinney	129	6291	41
2	Mike McKenna	22	1173	5

NHL GOALS AGAINST AVG.

Rank	Name	GP	GA	GAA
1	Curtis McElhinney	129	309	2.95
2	Mike McKenna	22	68	3.48

NHL SAVE PERCENTAGE

Rank	Name	GP	Svs	Pct
1	Curtis McElhinney	129	2954	0.905
2	Mike McKenna	22	542	0.889

NHL SHUTOUTS

Rank	Name	GP	SO
1	Curtis McElhinney	129	4
2	Mike McKenna	22	1

NHL GAMES PLAYED

Rank	Name	GP	Min	W	L	T	SO
1	Curtis McElhinney	129	6291	41	51	7	4
2	Mike McKenna	22	1173	5	11	2	1
3	Brent Krahn	1	20	0	0	0	0



QUAD CITY FLAMES (2007-09)

AHL LEADERS - SKATERS

AHL GOALS

Rank	Name	Pos	GP	G
1	Kris Chucko	R	154	43
2	Kyle Greentree	L	79	39
3	David Van Der Gulik	R	153	36
4	Carsen Germyn	L	152	32
5	Krys Kolanos	C	65	30
	Grant Stevenson	R	80	30
7	Warren Peters	C	137	22
8	Cam Cunning	L	131	18
9	Jamie Lundmark	C	54	15
10	Brett Sutter	C	146	14
11	Adam Cracknell	R	83	11
12	Derek Couture	R	76	10
	Brandon Prust	L	79	10
14	Tomi Maki	R	78	8
15	John Vigilante	L	24	7
16	Matt Pelech	R	136	6
17	John Armstrong	C	68	5
	Brett Palin	D	124	5
	Adam Parady	D	65	5
	Pete Vandermeer	L	80	5

AHL ASSISTS

Rank	Name	Pos	GP	A
1	Carsen Germyn	L	152	76
2	Anders Eriksson	D	64	45
3	Grant Stevenson	R	80	43
4	David Van Der Gulik	R	153	42
5	Kris Chucko	R	154	38
6	Kyle Greentree	L	79	37
	Jamie Lundmark	C	54	37
8	Krys Kolanos	C	65	33
9	Brandon Prust	L	79	27
10	Tim Hambly	D	72	26
11	Brett Sutter	C	146	21
12	Brett Palin	D	124	20
	Tim Ramholt	D	77	20
14	Warren Peters	C	137	19
15	Cam Cunning	L	131	18
16	Adam Cracknell	R	83	16
	Ryan Wilson	D	60	16
18	John Armstrong	C	68	15
19	Adam Parady	D	65	13
20	Matt Pelech	R	136	12

AHL POINTS

Rank	Name	Pos	GP	P
1	Carsen Germyn	L	152	108
2	Kris Chucko	R	154	81
3	David Van Der Gulik	R	153	78
4	Kyle Greentree	L	79	76
5	Grant Stevenson	R	80	73
6	Krys Kolanos	C	65	63
7	Jamie Lundmark	C	54	52
8	Anders Eriksson	D	64	49
9	Warren Peters	C	137	41
10	Brandon Prust	L	79	37
11	Cam Cunning	L	131	36
12	Brett Sutter	C	146	35
13	Tim Hambly	D	72	30
14	Adam Cracknell	R	83	27
15	Brett Palin	D	124	25
16	Tim Ramholt	D	77	24
17	Ryan Wilson	D	60	20
	John Armstrong	C	68	20
19	Adam Parady	D	65	18
	Matt Pelech	R	136	18

AHL PIMS

Rank	Name	Pos	GP	PIM
1	Matt Pelech	R	136	271
2	Brandon Prust	L	79	248
3	Carsen Germyn	L	152	190
4	Pete Vandermeer	L	80	185
5	J.D. Watt	R	42	146
6	Derek Couture	R	76	129
7	Warren Peters	C	137	125
8	David Van Der Gulik	R	153	120
9	Cam Cunning	L	131	118
10	Brett Sutter	C	146	113
11	Brett Palin	D	124	108
12	Kris Chucko	R	154	97
13	Brad Brown	D	46	96
14	Krys Kolanos	C	65	84
15	Tim Ramholt	D	77	73
16	John Armstrong	C	68	72
17	Adam Parady	D	65	67
18	Brad Cole	D	98	66
19	Gord Baldwin	D	92	65
20	Kyle Greentree	L	79	63

AHL GAMES PLAYED

Rank	Name	Pos	GP	G	A	P	PIM
1	Kris Chucko	R	154	43	38	81	97
2	David Van Der Gulik	R	153	36	42	78	120
3	Carsen Germyn	L	152	32	76	108	190
4	Brett Sutter	C	146	14	21	35	113
5	Warren Peters	C	137	22	19	41	125
6	Matt Pelech	R	136	6	12	18	271
7	Cam Cunning	L	131	18	18	36	118
8	Brett Palin	D	124	5	20	25	108
9	Brad Cole	D	98	4	12	16	66
10	Gord Baldwin	D	92	2	9	11	65
11	Adam Cracknell	R	83	11	16	27	36
12	Pete Vandermeer	L	80	5	1	6	185
	Grant Stevenson	R	80	30	43	73	58
14	Brandon Prust	L	79	10	27	37	248
	Kyle Greentree	L	79	39	37	76	63
16	Tomi Maki	R	78	8	5	13	38
17	Tim Ramholt	D	77	4	20	24	73
18	Derek Couture	R	76	10	8	18	129
19	Tim Hambly	D	72	4	26	30	40
20	John Armstrong	C	68	5	15	20	72



QUAD CITY FLAMES (2007-09)

AHL LEADERS - GOALTENDERS

To qualify to be included in the goalie leaders, a goaltender must have played 15 or more games with the only exception being Shutouts and Games Played.

AHL WINS

Rank	Name	GP	Min	W
1	Leland Irving	47	2658	24
2	Curtis McElhinney	41	2320	20
3	Matt Keetley	59	3246	18

AHL GOALS AGAINST AVG.

Rank	Name	GP	GA	GAA
1	Leland Irving	47	99	2.23
2	Curtis McElhinney	41	88	2.28
3	Matt Keetley	59	142	2.62

AHL SAVE PERCENTAGE

Rank	Name	GP	Svs	Pct
1	Leland Irving	47	1020	0.912
2	Curtis McElhinney	41	899	0.911
3	Matt Keetley	59	1287	0.901

AHL SHUTOUTS

Rank	Name	GP	SO
1	Matt Keetley	59	3
	Curtis McElhinney	41	3
3	Leland Irving	47	1
	Kevin Lalonde	13	1

AHL GAMES PLAYED

Rank	Name	GP	Min	W	L	T	SO
1	Matt Keetley	59	3246	18	26	7	3
2	Leland Irving	47	2658	24	18	2	1
3	Curtis McElhinney	41	2320	20	18	2	3
4	Brent Krahn	14	795	6	6	2	0
5	Kevin Lalonde	13	700	6	4	1	1



QUAD CITY FLAMES (2007-09)

NHL LEADERS - SKATERS

NHL GOALS

Rank	Name	Pos	GP	G
1	Eric Nystrom	L	547	68
2	Jamie Lundmark	C	295	40
3	Brandon Prust	L	451	39
4	Dustin Boyd	C	220	32
5	Anders Eriksson	D	572	22
6	Krys Kolanos	C	149	20
7	Grant Stevenson	R	47	10
8	Ryan Wilson	D	230	7
9	Adam Cracknell	R	82	6
10	Adam Pardy	D	315	4
	Warren Peters	C	96	4
12	Brad Brown	D	330	2
	David Van Der Gulik	R	49	2
	Brett Sutter	C	60	2
15	Matt Pelech	R	13	1

NHL ASSISTS

Rank	Name	Pos	GP	A
1	Anders Eriksson	D	572	154
2	Brandon Prust	L	451	69
3	Ryan Wilson	D	230	60
4	Jamie Lundmark	C	295	59
5	Eric Nystrom	L	547	48
6	Adam Pardy	D	315	44
7	Dustin Boyd	C	220	31
8	Brad Brown	D	330	27
9	Krys Kolanos	C	149	22
10	Grant Stevenson	R	47	12
11	Adam Cracknell	R	82	11
	David Van Der Gulik	R	49	11
13	Brett Sutter	C	60	8
14	Warren Peters	C	96	4
15	Matt Pelech	R	13	3

NHL POINTS

Rank	Name	Pos	GP	P
1	Anders Eriksson	D	572	176
2	Eric Nystrom	L	547	116
3	Brandon Prust	L	451	108
4	Jamie Lundmark	C	295	99
5	Ryan Wilson	D	230	67
6	Dustin Boyd	C	220	63
7	Adam Pardy	D	315	48
8	Krys Kolanos	C	149	42
9	Brad Brown	D	330	29
10	Grant Stevenson	R	47	22
11	Adam Cracknell	R	82	17
12	David Van Der Gulik	R	49	13
13	Brett Sutter	C	60	10
14	Warren Peters	C	96	8
15	Matt Pelech	R	13	4

NHL PIMS

Rank	Name	Pos	GP	PIM
1	Brandon Prust	L	451	977
2	Brad Brown	D	330	747
3	Eric Nystrom	L	547	381
4	Adam Pardy	D	315	249
5	Anders Eriksson	D	572	242
6	Jamie Lundmark	C	295	204
7	Ryan Wilson	D	230	157
8	Krys Kolanos	C	149	94
9	Warren Peters	C	96	72
10	Dustin Boyd	C	220	41
11	Brett Sutter	C	60	40
12	Matt Pelech	R	13	38
13	Grant Stevenson	R	47	14
	Adam Cracknell	R	82	14
15	David Van Der Gulik	R	49	10
16	Kris Chucko	R	2	2

NHL GAMES PLAYED

Rank	Name	Pos	GP	G	A	P	PIM
1	Anders Eriksson	D	572	22	154	176	242
2	Eric Nystrom	L	547	68	48	116	381
3	Brandon Prust	L	451	39	69	108	977
4	Brad Brown	D	330	2	27	29	747
5	Adam Pardy	D	315	4	44	48	249
6	Jamie Lundmark	C	295	40	59	99	204
7	Ryan Wilson	D	230	7	60	67	157
8	Dustin Boyd	C	220	32	31	63	41
9	Krys Kolanos	C	149	20	22	42	94
10	Warren Peters	C	96	4	4	8	72
11	Adam Cracknell	R	82	6	11	17	14
12	Brett Sutter	C	60	2	8	10	40
13	David Van Der Gulik	R	49	2	11	13	10
14	Grant Stevenson	R	47	10	12	22	14
	Matt Pelech	R	13	1	3	4	38
16	Kyle Greentree	L	4	0	0	0	0
	Carsen Gernyn	L	4	0	0	0	0
18	Kris Chucko	R	2	0	0	0	2
	Pete Vandermeer	L	2	0	0	0	0
20	Tim Ramholt	D	1	0	0	0	0



QUAD CITY FLAMES (2007-09)

NHL LEADERS - GOALTENDERS

To qualify to be included in the goalie leaders, a goaltender must have played 15 or more games with the only exception being Shutouts and Games Played.

NHL WINS

Rank	Name	GP	Min	W
1	Curtis McElhinney	129	6291	41

NHL GOALS AGAINST AVG.

Rank	Name	GP	GA	GAA
1	Curtis McElhinney	129	309	2.95

NHL SAVE PERCENTAGE

Rank	Name	GP	Svs	Pct
1	Curtis McElhinney	129	2954	0.905

NHL SHUTOUTS

Rank	Name	GP	SO
1	Curtis McElhinney	129	4

NHL GAMES PLAYED

Rank	Name	GP	Min	W	L	T	SO
1	Curtis McElhinney	129	6291	41	51	7	4
2	Leland Irving	13	664	3	4	4	0
3	Brent Krahn	1	20	0	0	0	0
4	Matt Keetley	1	9	0	0	0	0



ABBOTSFORD HEAT (2009-14)

AHL LEADERS - SKATERS

AHL GOALS

Rank	Name	Pos	GP	G
1	Krys Kolanos	C	100	48
2	Ben Street	C	127	43
3	Greg Nemisz	C	206	35
4	Ben Walter	C	143	34
5	Cam Cuning	L	121	33
6	Jon Rheault	R	131	31
7	Max Reinhart	C	134	30
8	Dustin Sylvester	C	126	26
9	Markus Granlund	C	52	25
	Jason Jaffray	L	72	25
	Brett Olson	C	145	25
12	Quintin Laing	L	180	24
13	Sven Baertschi	L	73	23
14	Roman Horak	C	86	20
	Blair Jones	C	59	20
	Matt Keith	C	77	20
17	Paul Byron	C	100	18
	Corban Knight	C	70	18
19	Colin Stuart	L	67	17
20	Lance Bouma	L	95	16

AHL ASSISTS

Rank	Name	Pos	GP	A
1	Ben Walter	C	143	74
2	Max Reinhart	C	134	56
3	Ben Street	C	127	54
4	Krys Kolanos	C	100	53
5	T.J. Brodie	D	115	50
6	Greg Nemisz	C	206	46
7	Jon Rheault	R	131	41
8	Quintin Laing	L	180	40
9	Brett Olson	C	145	37
	Carter Bancks	L	224	37
11	Paul Byron	C	100	36
12	Keith Seabrook	D	126	34
	Joe Piskula	D	176	34
14	Sven Baertschi	L	73	32
	Chad Billins	D	65	32
16	Dustin Sylvester	C	126	31
	Gord Baldwin	D	142	31
18	Jason Jaffray	L	72	29
19	Cam Cuning	L	121	27
	Clay Wilson	D	66	27

AHL POINTS

Rank	Name	Pos	GP	P
1	Ben Walter	C	143	108
2	Krys Kolanos	C	100	101
3	Ben Street	C	127	97
4	Max Reinhart	C	134	86
5	Greg Nemisz	C	206	81
6	Jon Rheault	R	131	72
7	Quintin Laing	L	180	64
8	Brett Olson	C	145	62
9	Cam Cuning	L	121	60
10	T.J. Brodie	D	115	57
	Dustin Sylvester	C	126	57
12	Sven Baertschi	L	73	55
13	Paul Byron	C	100	54
	Jason Jaffray	L	72	54
15	Carter Bancks	L	224	52
16	Keith Seabrook	D	126	48
17	Markus Granlund	C	52	46
18	Blair Jones	C	59	45
19	Corban Knight	C	70	44
20	Clay Wilson	D	66	43

AHL PIMS

Rank	Name	Pos	GP	PIM
1	J.D. Watt	R	97	340
2	Matt Pelech	R	101	323
3	Ryley Grantham	C	89	202
4	Carter Bancks	L	224	179
5	Joe Piskula	D	176	172
	Christopher Breen	D	245	172
7	Akim Aliu	L	84	170
8	Garth Murray	C	80	169
9	Pierre-Luc Letourneau-Leblond	R	50	167
10	Gord Baldwin	D	142	142
11	John Armstrong	C	109	136
12	Zach McKelvie	D	65	126
13	Quintin Laing	L	180	116
14	Guillaume Desbiens	R	59	114
15	Krys Kolanos	C	100	110
	Cam Cuning	L	121	110
17	Lance Bouma	L	95	108
18	Greg Nemisz	C	206	100
19	Pete Vandermeer	L	20	91
20	Jordan Henry	D	52	87

AHL GAMES PLAYED

Rank	Name	Pos	GP	G	A	P	PIM
1	Christopher Breen	D	245	9	21	30	172
2	Carter Bancks	L	224	15	37	52	179
3	Greg Nemisz	C	206	35	46	81	100
4	Quintin Laing	L	180	24	40	64	116
5	Joe Piskula	D	176	6	34	40	172
6	Brett Olson	C	145	25	37	62	69
7	Ben Walter	C	143	34	74	108	48
8	Gord Baldwin	D	142	6	31	37	142
9	Max Reinhart	C	134	30	56	86	79
10	Jon Rheault	R	131	31	41	72	75
11	Ben Street	C	127	43	54	97	46
12	Keith Seabrook	D	126	14	34	48	71
	Dustin Sylvester	C	126	26	31	57	30
14	Cam Cuning	L	121	33	27	60	110
15	Gaelan Patterson	C	117	8	19	27	29
16	T.J. Brodie	D	115	7	50	57	64
17	John Armstrong	C	109	11	13	24	136
18	Josh Meyers	D	103	6	23	29	67
19	Matt Pelech	R	101	5	10	15	323
20	Krys Kolanos	C	100	48	53	101	110



ABBOTSFORD HEAT (2009-14)

AHL LEADERS - GOALTENDERS

To qualify to be included in the goalie leaders, a goaltender must have played 15 or more games with the only exception being Shutouts and Games Played.

AHL WINS

Rank	Name	GP	Min	W
1	Leland Irving	147	5287	69
2	Daniel Taylor	73	3923	35
3	Joni Ortio	47	2580	28
4	David Shantz	32	1813	15
5	Barry Brust	35	1894	13
6	Matt Keetley	32	1629	10
7	Jean-Philippe Lamoureux	19	953	8
8	Joey MacDonald	16	900	5

AHL GOALS AGAINST AVG.

Rank	Name	GP	GA	GAA
1	Daniel Taylor	73	139	2.13
2	Jean-Philippe Lamoureux	19	35	2.20
3	Barry Brust	35	79	2.50
4	Joni Ortio	47	108	2.51
5	David Shantz	32	83	2.75
6	Matt Keetley	32	77	2.84
7	Joey MacDonald	16	45	3.00
8	Leland Irving	147	348	3.95

AHL SAVE PERCENTAGE

Rank	Name	GP	Svs	Pct
1	Daniel Taylor	73	1704	0.925
2	Joni Ortio	47	1213	0.918
3	Jean-Philippe Lamoureux	19	378	0.915
4	Barry Brust	35	805	0.911
5	Joey MacDonald	16	447	0.909
6	David Shantz	32	816	0.908
7	Leland Irving	147	3345	0.906
8	Matt Keetley	32	690	0.900

AHL SHUTOUTS

Rank	Name	GP	SO
1	Leland Irving	147	12
2	Daniel Taylor	73	8
3	Barry Brust	35	5
4	Joni Ortio	47	2
	Jean-Philippe Lamoureux	19	2
	Matt Keetley	32	2
7	Doug Carr	2	1
	David Shantz	32	1

AHL GAMES PLAYED

Rank	Name	GP	Min	W	L	T	SO
1	Leland Irving	147	5287	69	61	8	12
2	Daniel Taylor	73	3923	35	20	5	8
3	Joni Ortio	47	2580	28	12	0	2
4	Barry Brust	35	1894	13	19	2	5
5	Matt Keetley	32	1629	10	14	2	2
	David Shantz	32	1813	15	10	4	1
7	Jean-Philippe Lamoureux	19	953	8	4	3	2
8	Joey MacDonald	16	900	5	10	0	0
9	Olivier Roy	12	615	5	6	1	0
10	Reto Berra	9	473	4	3	1	0



ABBOTSFORD HEAT (2009-14)

NHL LEADERS - SKATERS

NHL GOALS

Rank	Name	Pos	GP	G
1	Ales Kotalik	R	542	136
2	Mikael Backlund	C	298	51
3	Andy Delmore	D	283	43
4	Jamie Lundmark	C	295	40
5	Lance Bouma	L	199	22
6	Krys Kolanos	C	149	20
7	T.J. Brodie	D	266	19
8	Steve McCarthy	D	302	17
9	Paul Byron	C	138	17
	Shane O'Brien	D	537	13
	Josh Jooris	F	60	12
12	Raitis Ivanans	L	282	12
13	Sven Baertschi	L	69	10
14	Markus Granlund	C	55	10
	Colin Stuart	L	56	8
	Garth Murray	C	116	8
17	Blair Jones	C	132	7
	Roman Horak	C	84	6
19	Keith Aulie	D	167	4
20	Jason Jaffray	L	49	4

NHL ASSISTS

Rank	Name	Pos	GP	A
1	Ales Kotalik	R	542	148
2	T.J. Brodie	D	266	81
3	Shane O'Brien	D	537	79
4	Mikael Backlund	C	298	77
5	Jamie Lundmark	C	295	59
6	Andy Delmore	D	283	58
7	Steve McCarthy	D	302	38
8	Lance Bouma	L	199	31
9	Paul Byron	C	138	31
	Krys Kolanos	C	149	22
11	Sven Baertschi	L	69	20
12	Roman Horak	C	84	13
	Josh Jooris	F	60	12
14	Derek Smith	D	94	12
	Markus Granlund	C	55	11
16	Brett Carson	L	90	11
	David Van Der Gulik	R	49	11
18	Blair Jones	C	132	10
19	Keith Aulie	D	167	10
	Brendan Mikkelson	D	131	9

NHL POINTS

Rank	Name	Pos	GP	P
1	Ales Kotalik	R	542	284
2	Mikael Backlund	C	298	128
3	Andy Delmore	D	283	101
4	T.J. Brodie	D	266	100
5	Jamie Lundmark	C	295	99
6	Shane O'Brien	D	537	92
7	Steve McCarthy	D	302	55
8	Lance Bouma	L	199	53
9	Paul Byron	C	138	48
10	Krys Kolanos	C	149	42
	Sven Baertschi	L	69	30
12	Josh Jooris	F	60	24
13	Markus Granlund	C	55	21
	Roman Horak	C	84	19
15	Raitis Ivanans	L	282	18
16	Blair Jones	C	132	17
17	Derek Smith	D	94	14
18	Keith Aulie	D	167	14
19	Brett Carson	L	90	13
20	David Van Der Gulik	R	49	13

NHL PIMS

Rank	Name	Pos	GP	PIM
1	Shane O'Brien	D	537	916
2	Raitis Ivanans	L	282	569
3	Ales Kotalik	R	542	348
4	Trevor Gillies	L	57	261
5	Jamie Lundmark	C	295	204
	Keith Aulie	D	167	196
7	Steve McCarthy	D	302	168
8	Garth Murray	C	116	131
9	Mikael Backlund	C	298	115
10	Lance Bouma	L	199	108
11	Andy Delmore	D	283	105
12	Pierre-Luc Letourneau-Leblond	R	41	101
13	Krys Kolanos	C	149	94
14	T.J. Brodie	D	266	74
15	Blair Jones	C	132	65
	Brendan Mikkelson	D	131	59
17	Ryan Stone	C	35	55
18	Paul Byron	C	138	41
19	Dean Arsene	D	13	41
20	Jason Jaffray	L	49	40

NHL GAMES PLAYED

Rank	Name	Pos	GP	G	A	P	PIM
1	Ales Kotalik	R	542	136	148	284	348
2	Shane O'Brien	D	537	13	79	92	916
3	Steve McCarthy	D	302	17	38	55	168
4	Mikael Backlund	C	298	51	77	128	115
5	Jamie Lundmark	C	295	40	59	99	204
6	Andy Delmore	D	283	43	58	101	105
7	Raitis Ivanans	L	282	12	6	18	569
8	T.J. Brodie	D	266	19	81	100	74
9	Lance Bouma	L	199	22	31	53	108
10	Keith Aulie	D	167	4	10	14	196
11	Krys Kolanos	C	149	20	22	42	94
12	Paul Byron	C	138	17	31	48	41
13	Blair Jones	C	132	7	10	17	65
	Brendan Mikkelson	D	131	1	9	10	59
15	Garth Murray	C	116	8	2	10	131
16	Derek Smith	D	94	2	12	14	24
17	Brett Carson	L	90	2	11	13	20
18	Roman Horak	C	84	6	13	19	16
19	Quintin Laing	L	79	3	8	11	31
20	Sven Baertschi	L	69	10	20	30	26



ABBOTSFORD HEAT (2009-14)

NHL LEADERS - GOALTENDERS

To qualify to be included in the goalie leaders, a goaltender must have played 15 or more games with the only exception being Shutouts and Games Played.

NHL WINS

Rank	Name	GP	Min	W
1	Joey MacDonald	133	7331	44
2	Reto Berra	50	2468	14
3	Joni Ortio	15	834	8
4	Henrik Karlsson	26	1292	5

NHL GOALS AGAINST AVG.

Rank	Name	GP	GA	GAA
1	Joni Ortio	15	35	2.52
2	Henrik Karlsson	26	60	2.79
3	Reto Berra	50	121	2.94
4	Joey MacDonald	133	367	3.00

NHL SAVE PERCENTAGE

Rank	Name	GP	Svs	Pct
1	Henrik Karlsson	26	570	0.905
2	Joey MacDonald	133	3381	0.902
3	Reto Berra	50	1102	0.901
4	Joni Ortio	15	311	0.899

NHL SHUTOUTS

Rank	Name	GP	SO
1	Joey MacDonald	133	2
2	Reto Berra	50	1
	Joni Ortio	15	1

NHL GAMES PLAYED

Rank	Name	GP	Min	W	L	T	SO
1	Joey MacDonald	133	7331	44	66	15	2
2	Reto Berra	50	2468	14	22	4	1
3	Henrik Karlsson	26	1292	5	9	8	0
4	Joni Ortio	15	834	8	6	0	1
5	Leland Irving	13	664	3	4	4	0
6	Barry Brust	11	486	2	4	1	0
7	Daniel Taylor	3	140	1	1	0	0
8	Matt Keetley	1	9	0	0	0	0
	Laurent Brossoit	1	60	0	1	0	0



ADIRONDACK FLAMES (2014-15)

AHL LEADERS - SKATERS

AHL GOALS

Rank	Name	Pos	GP	G
1	David Wolf	L	59	20
2	Garnet Hathaway	F	72	19
	Emile Poirier	L	55	19
4	Turner Elson	L	59	17
5	Ben Hanowski	R	56	16
6	Kenneth Agostino	L	67	15
	Bill Arnold	F	61	15
	Max Reinhart	C	69	15
9	Markus Granlund	C	21	9
10	Sven Baertschi	L	36	8
	Corban Knight	C	22	8
	Bryce Van Brabant	L	52	8
13	Mark Cundari	D	50	7
	Micheal Ferland	L	32	7
15	Sena Acolatse	D	38	6
	Taylor Vause	C	41	6
17	Mathieu Tousignant	C	70	5
18	Brett Kulak	D	26	4
19	John Ramage	D	57	3
	Brodie Reid	R	11	3

AHL ASSISTS

Rank	Name	Pos	GP	A
1	Kenneth Agostino	L	67	28
2	Max Reinhart	C	69	24
3	Emile Poirier	L	55	23
	Bill Arnold	F	61	23
5	Mark Cundari	D	50	22
	Tyler Wotherspoon	D	61	22
7	David Wolf	L	59	18
8	Garnet Hathaway	F	72	17
	Sven Baertschi	L	36	17
	Ryan Culkin	D	37	17
11	Mathieu Tousignant	C	70	14
12	Turner Elson	L	59	13
	Sena Acolatse	D	38	13
14	John Ramage	D	57	12
15	Nolan Yonkman	D	65	10
	Corey Potter	D	25	10
17	Ben Hanowski	R	56	9
	Brett Kulak	D	26	9
19	Markus Granlund	C	21	8
	Micheal Ferland	L	32	8

AHL POINTS

Rank	Name	Pos	GP	P
1	Kenneth Agostino	L	67	43
2	Emile Poirier	L	55	42
3	Max Reinhart	C	69	39
4	Bill Arnold	F	61	38
	David Wolf	L	59	38
6	Garnet Hathaway	F	72	36
7	Turner Elson	L	59	30
8	Mark Cundari	D	50	29
9	Sven Baertschi	L	36	25
	Ben Hanowski	R	56	25
11	Tyler Wotherspoon	D	61	24
12	Mathieu Tousignant	C	70	19
	Sena Acolatse	D	38	19
14	Ryan Culkin	D	37	18
15	Markus Granlund	C	21	17
16	John Ramage	D	57	15
	Micheal Ferland	L	32	15
	Bryce Van Brabant	L	52	15
19	Taylor Vause	C	41	14
20	Brett Kulak	D	26	13

AHL PIMS

Rank	Name	Pos	GP	PIM
1	David Wolf	L	59	168
2	Mathieu Tousignant	C	70	136
3	Dustin Stevenson	D	45	94
4	John Ramage	D	57	81
5	Patrick Sieloff	D	48	78
6	Garnet Hathaway	F	72	77
7	Sena Acolatse	D	38	68
8	Mark Cundari	D	50	64
9	Bryce Van Brabant	L	52	54
10	Kenneth Agostino	L	67	52
	Turner Elson	L	59	52
	Nolan Yonkman	D	65	52
13	Emile Poirier	L	55	50
14	Trevor Gillies	L	20	45
15	Max Reinhart	C	69	38
16	Bill Arnold	F	61	30
	Micheal Ferland	L	32	30
18	Brett Kulak	D	26	27
19	Brian McGrattan	R	16	25
20	Ben Hanowski	R	56	21

AHL GAMES PLAYED

Rank	Name	Pos	GP	G	A	P	PIM
1	Garnet Hathaway	F	72	19	17	36	77
2	Mathieu Tousignant	C	70	5	14	19	136
3	Max Reinhart	C	69	15	24	39	38
4	Kenneth Agostino	L	67	15	28	43	52
5	Nolan Yonkman	D	65	2	10	12	52
6	Bill Arnold	F	61	15	23	38	30
	Tyler Wotherspoon	D	61	2	22	24	20
8	David Wolf	L	59	20	18	38	168
	Turner Elson	L	59	17	13	30	52
10	John Ramage	D	57	3	12	15	81
11	Ben Hanowski	R	56	16	9	25	21
12	Emile Poirier	L	55	19	23	42	50
13	Bryce Van Brabant	L	52	8	7	15	54
14	Mark Cundari	D	50	7	22	29	64
15	Patrick Sieloff	D	48	2	3	5	78
16	Dustin Stevenson	D	45	3	8	11	94
17	Taylor Vause	C	41	6	8	14	4
18	Sena Acolatse	D	38	6	13	19	68
19	Ryan Culkin	D	37	1	17	18	18
20	Sven Baertschi	LW	36	8	17	25	6



ADIRONDACK FLAMES (2014-15)

AHL LEADERS - GOALTENDERS

To qualify to be included in the goalie leaders, a goaltender must have played 15 or more games with the only exception being Shutouts and Games Played.

AHL WINS

Rank	Name	GP	Min	W
1	Joni Ortio	37	2095	21
2	Brad Thiessen	34	1908	10

AHL GOALS AGAINST AVG.

Rank	Name	GP	GA	GAA
1	Joni Ortio	37	94	2.69
2	Brad Thiessen	34	99	3.11

AHL SAVE PERCENTAGE

Rank	Name	GP	Svs	Pct
1	Joni Ortio	37	980	0.912
2	Brad Thiessen	34	911	0.902

AHL SHUTOUTS

Rank	Name	GP	SO
1	Joni Ortio	37	4
2	Brad Thiessen	34	2

AHL GAMES PLAYED

Rank	Name	GP	Min	W	L	T	SO
1	Joni Ortio	37	2095	21	13	1	4
2	Brad Thiessen	34	1908	10	16	7	2
3	Doug Carr	13	527	4	3	0	0
4	Jacob De Serres	1	39	0	1	0	0



ADIRONDACK FLAMES (2014-15)

NHL LEADERS - SKATERS

NHL GOALS

Rank	Name	Pos	GP	G
1	Devin Setoguchi	R	471	127
2	Josh Jooris	F	60	12
3	Sven Baertschi	L	69	10
	Brian McGrattan	R	317	10
	Markus Granlund	C	55	10
6	Drew Shore	C	78	9
7	Corey Potter	D	129	8
8	Micheal Ferland	L	26	2
	Trevor Gillies	L	57	2
10	Nolan Yonkman	D	76	1
	Max Reinhart	C	23	1
	Ben Hanowski	R	16	1
	Mark Cundari	D	8	1
	Kenneth Agostino	L	8	1
	Corban Knight	C	9	1

NHL ASSISTS

Rank	Name	Pos	GP	A
1	Devin Setoguchi	R	471	122
2	Corey Potter	D	129	24
3	Sven Baertschi	L	69	20
4	Brian McGrattan	R	317	17
5	Drew Shore	C	78	14
6	Josh Jooris	F	60	12
7	Markus Granlund	C	55	11
8	Nolan Yonkman	D	76	9
9	Max Reinhart	C	23	4
	Tyler Wotherspoon	D	15	4
11	Micheal Ferland	L	26	3
12	Ben Hanowski	R	16	2
	Mark Cundari	D	8	2
14	Trevor Gillies	L	57	1
	Kenneth Agostino	L	8	1
	Emile Poirier	L	6	1

NHL POINTS

Rank	Name	Pos	GP	P
1	Devin Setoguchi	R	471	249
2	Corey Potter	D	129	32
3	Sven Baertschi	L	69	30
4	Brian McGrattan	R	317	27
5	Josh Jooris	F	60	24
6	Drew Shore	C	78	23
7	Markus Granlund	C	55	21
8	Nolan Yonkman	D	76	10
9	Max Reinhart	C	23	5
	Micheal Ferland	L	26	5
11	Tyler Wotherspoon	D	15	4
12	Ben Hanowski	R	16	3
	Mark Cundari	D	8	3
	Trevor Gillies	L	57	3
15	Kenneth Agostino	L	8	2
16	Emile Poirier	L	6	1
	Corban Knight	C	9	1

NHL PIMS

Rank	Name	Pos	GP	PIM
1	Brian McGrattan	R	317	609
2	Trevor Gillies	L	57	261
3	Devin Setoguchi	R	471	163
4	Nolan Yonkman	D	76	140
5	Corey Potter	D	129	53
6	Sven Baertschi	L	69	26
7	Drew Shore	C	78	22
8	Josh Jooris	F	60	16
	Markus Granlund	C	55	16
	Micheal Ferland	L	26	16
11	Max Reinhart	C	23	6
12	Tyler Wotherspoon	D	15	4
13	Ben Hanowski	R	16	2
	Mark Cundari	D	8	2
	Bryce Van Brabant	L	6	2
	David Wolf	L	3	2
	Brett Kulak	D	1	2

NHL GAMES PLAYED

Rank	Name	Pos	GP	G	A	P	PIM
1	Devin Setoguchi	R	471	127	122	249	163
2	Brian McGrattan	R	317	10	17	27	609
3	Corey Potter	D	129	8	24	32	53
4	Drew Shore	C	78	9	14	23	22
5	Nolan Yonkman	D	76	1	9	10	140
6	Sven Baertschi	L	69	10	20	30	26
7	Josh Jooris	F	60	12	12	24	16
8	Trevor Gillies	L	57	2	1	3	261
9	Markus Granlund	C	55	10	11	21	16
10	Micheal Ferland	L	26	2	3	5	16
11	Max Reinhart	C	23	1	4	5	6
12	Ben Hanowski	R	16	1	2	3	2
13	Tyler Wotherspoon	D	15	0	4	4	4
14	Corban Knight	C	9	1	0	1	0
15	Mark Cundari	D	8	1	2	3	2
	Kenneth Agostino	L	8	1	1	2	0
17	Bryce Van Brabant	L	6	0	0	0	2
	Emile Poirier	L	6	0	1	1	0
19	David Wolf	L	3	0	0	0	2
20	Brett Kulak	D	1	0	0	0	2



ADIRONDACK FLAMES (2014-15) NHL LEADERS - GOALTENDERS

To qualify to be included in the goalie leaders, a goaltender must have played 15 or more games with the only exception being Shutouts and Games Played.

NHL WINS

Rank	Name	GP	Min	W
1	Joni Ortio	15	834	8

NHL GOALS AGAINST AVG.

Rank	Name	GP	GA	GAA
1	Joni Ortio	15	35	2.52

NHL SAVE PERCENTAGE

Rank	Name	GP	Svs	Pct
1	Joni Ortio	15	311	0.899

NHL SHUTOUTS

Rank	Name	GP	SO
1	Joni Ortio	15	1

NHL GAMES PLAYED

Rank	Name	GP	Min	W	L	T	SO
1	Joni Ortio	15	834	8	6	0	1
2	Brad Thiessen	5	258	3	1	0	0



ALL-TIME FRANCHISE (1977-PRESENT) AHL LEADERS - SKATERS

AHL GOALS

Rank	Name	Pos	GP	G
1	Paul Evans	C	489	164
2	Wayne Schaab	C	413	159
3	Larry Floyd	R	326	147
4	Gordie Clark	R	237	132
5	Jeff Madill	R	255	126
6	Paul Ysebaert	L	208	119
7	Steve Tsujiura	C	361	113
	Jarrold Skalde	C	257	103
9	Claude Vilgrain	R	209	98
10	Tim Lenardon	C	203	94
11	Rich Chernomaz	R	269	90
12	Carsen Germyn	L	327	89
13	Ladislav Kohn	R	250	89
14	Bud Stefanski	F	229	86
15	John Paddock	F	287	85
	Kevin Todd	C	226	83
	Marty Murray	C	222	78
18	Krys Kolanos	C	165	78
	Chris Cichocki	R	146	73
20	Neil Brady	C	223	71

AHL ASSISTS

Rank	Name	Pos	GP	A
1	Paul Evans	C	489	296
2	Wayne Schaab	C	413	285
3	Larry Floyd	R	326	223
4	Steve Tsujiura	C	361	217
5	Murray Brumwell	D	383	204
6	Kevin Todd	C	226	163
7	Marty Murray	C	222	152
8	Carsen Germyn	L	327	149
9	Paul Ysebaert	L	208	145
10	Dennis Patterson	D	416	138
11	Gordie Clark	R	237	137
12	Jarrold Skalde	C	257	137
13	Claude Vilgrain	R	209	136
14	Jim Dowd	C	215	128
15	Neil Brady	C	223	127
	Ladislav Kohn	R	250	124
	Rich Chernomaz	R	269	118
18	Tim Lenardon	C	203	115
19	Pat Conacher	C	233	114
20	Bud Stefanski	F	229	108

AHL POINTS

Rank	Name	Pos	GP	P
1	Paul Evans	C	489	460
2	Wayne Schaab	C	413	444
3	Larry Floyd	R	326	370
4	Steve Tsujiura	C	361	330
5	Gordie Clark	R	237	269
6	Paul Ysebaert	L	208	264
7	Murray Brumwell	D	383	253
8	Kevin Todd	C	226	246
9	Jarrold Skalde	C	257	240
10	Carsen Germyn	L	327	238
11	Claude Vilgrain	R	209	234
12	Marty Murray	C	222	230
13	Jeff Madill	R	255	227
14	Ladislav Kohn	R	250	213
15	Tim Lenardon	C	203	209
16	Rich Chernomaz	R	269	208
17	Neil Brady	C	223	198
18	Bud Stefanski	F	229	194
19	Jim Dowd	C	215	185
20	John Paddock	F	287	180

AHL PIMS

Rank	Name	Pos	GP	PIM
1	Jamie Huscroft	D	243	1216
2	Sami Helenius	D	272	851
3	John Paddock	F	287	825
4	Alan Stewart	L	338	813
5	Glen Cochrane	D	191	790
6	Mitch Wilson	R	186	786
7	Brandon Prust	L	221	753
8	Jeff Madill	R	255	736
9	Alan Hepple	D	365	696
10	Bill Huard	L	161	659
11	Jim Cunningham	L	222	651
12	Todd Simpson	D	146	598
13	Matt Pelech	R	237	594
14	Dean Malkoc	D	140	529
15	Dave Marcinyshyn	D	273	525
16	Mike Busniuk	F	248	513
17	Matt Ruchty	L	147	503
18	Reid Bailey	D	244	492
19	Barry Nieckar	L	65	491
20	J.D. Watt	R	139	486

AHL GAMES PLAYED

Rank	Name	Pos	GP	G	A	P	PIM
1	Paul Evans	C	489	164	296	460	312
2	Dennis Patterson	D	416	13	138	151	466
3	Wayne Schaab	C	413	159	285	444	139
4	Murray Brumwell	D	383	49	204	253	206
5	Alan Hepple	D	365	24	96	120	696
6	Steve Tsujiura	C	361	113	217	330	248
	Cam Cunning	L	342	65	54	119	297
8	Alan Stewart	L	338	48	87	135	813
9	Carsen Germyn	L	327	89	149	238	449
10	Larry Floyd	R	326	147	223	370	153
11	David Van Der Gulik	R	297	68	93	161	247
12	Warren Peters	C	293	54	45	99	353
13	John Paddock	F	287	85	95	180	825
14	Brett Palin	D	287	6	37	43	242
15	Kris Chucko	R	277	66	61	127	227
16	Dave Marcinyshyn	D	273	16	48	64	525
17	Sami Helenius	D	272	8	20	28	851
18	Rich Chernomaz	R	269	90	118	208	250
19	Jarrold Skalde	C	257	103	137	240	324
20	Jeff Madill	R	255	126	101	227	736



ALL-TIME FRANCHISE (1977-PRESENT) AHL LEADERS - GOALTENDERS

To qualify to be included in the goalie leaders, a goaltender must have played 2

AHL WINS

Rank	Name	GP	Min	W
1	Sam St. Laurent	209	11964	96
2	Leland Irving	194	7945	93
3	Craig Billington	158	9074	68
4	Curtis McElhinney	131	7120	64
5	Dwayne Roloson	125	7486	58
6	Rick St. Croix	107	6247	57
7	J.S. Giguere	111	6146	51
8	Joni Ortio	84	4675	49
9	Rollie Melanson	109	6065	48
	Pelle Lindbergh	77	4540	48
11	Brent Krahn	99	5600	46
12	Levente Szuper	112	6083	43
13	Robbie Moore	83	4749	37
14	Jason Muzzatti	82	4680	36
15	Daniel Taylor	73	3923	35
16	Bob Froese	67	3926	34
17	Pete Peeters	52	2922	33
18	Chris Terreri	60	3478	29
19	Matt Keetley	91	4875	28
20	Corey Schwab	64	3709	27

AHL GOALS AGAINST AVG.

Rank	Name	GP	GA	GAA
1	Daniel Taylor	73	139	2.13
2	Curtis McElhinney	131	269	2.27
3	Brent Krahn	99	231	2.48
4	Kay Whitmore	36	83	2.49
	Tyler Moss	57	133	2.49
6	Levente Szuper	112	253	2.50
	Barry Brust	35	79	2.50
8	Joni Ortio	84	202	2.59
9	Martin Brochu	55	132	2.60
10	Dany Sabourin	52	118	2.62
11	Matt Keetley	91	219	2.70
12	David Shantz	32	83	2.75
13	Pete Peeters	52	140	2.87
14	Rick St. Croix	107	312	3.00
15	Dwayne Roloson	125	376	3.01
16	J.S. Giguere	111	309	3.02
	Igor Karpenko	27	72	3.02
18	Brad Thiessen	34	99	3.11
19	Darrin Madeley	46	124	3.21
20	Kirk McLean	45	140	3.22

AHL SAVE PERCENTAGE

Rank	Name	GP	Svs	Pct
1	Daniel Taylor	73	1704	0.925
2	Tyler Moss	57	1581	0.922
3	Joni Ortio	84	2193	0.916
4	Curtis McElhinney	131	2859	0.914
5	Barry Brust	35	805	0.911
6	Brent Krahn	99	2309	0.909
7	J.S. Giguere	111	3061	0.908
	Kay Whitmore	36	816	0.908
	David Shantz	32	816	0.908
10	Leland Irving	194	4365	0.907
11	Dany Sabourin	52	1137	0.906
12	Igor Karpenko	27	689	0.905
13	Dwayne Roloson	125	3548	0.904
14	Pete Peeters	52	1301	0.903
	Levente Szuper	112	2351	0.903
16	Brad Thiessen	34	911	0.902
17	Matt Keetley	91	1977	0.900
	Darrin Madeley	46	1114	0.900
19	Martin Brochu	55	1174	0.899
20	Andrei Trefilov	35	1000	0.898

AHL SHUTOUTS

Rank	Name	GP	SO
1	Curtis McElhinney	131	13
	Leland Irving	194	13
3	Shawn MacKenzie	64	9
4	Daniel Taylor	73	8
	Levente Szuper	112	8
6	Joni Ortio	84	6
7	Barry Brust	35	5
	Brent Krahn	99	5
	J.S. Giguere	111	5
	Dany Sabourin	52	5
	Matt Keetley	91	5
12	Bob Froese	67	4
	Jason Muzzatti	82	4
14	Dwayne Roloson	125	3
	Pete Peeters	52	3
	Rick St. Croix	107	3
	Jerome Mrazek	27	3
	Robbie Moore	83	3
	Craig Billington	158	3
20	Eight tied with 2		

AHL GAMES PLAYED

Rank	Name	GP	Min	W	L	T	SO
1	Sam St. Laurent	209	11964	96	83	20	0
2	Leland Irving	194	7945	93	79	10	13
3	Craig Billington	158	9074	68	65	17	3
4	Curtis McElhinney	131	7120	64	49	5	13
5	Dwayne Roloson	125	7486	58	45	20	3
6	Levente Szuper	112	6083	43	46	9	8
7	J.S. Giguere	111	6146	51	43	9	5
8	Rollie Melanson	109	6065	48	49	4	1
9	Rick St. Croix	107	6247	57	37	12	3
10	Brent Krahn	99	5600	46	38	11	5
11	Matt Keetley	91	4875	28	40	9	5
12	Joni Ortio	84	4675	49	25	1	6
13	Robbie Moore	83	4749	37	28	12	3
14	Jason Muzzatti	82	4680	36	35	7	4
15	Pelle Lindbergh	77	4540	48	21	7	1
16	Daniel Taylor	73	3923	35	20	5	8
17	Bob Froese	67	3926	34	23	7	4
18	Shawn MacKenzie	64	3523	25	23	8	9
	Corey Schwab	64	3709	27	28	6	2
20	Chris Terreri	60	3478	29	22	4	0



ALL-TIME FRANCHISE (1977-PRESENT) NHL LEADERS - SKATERS

NHL GOALS

Rank	Name	Pos	GP	G
1	Bill Guerin	R	1263	429
2	Martin St. Louis	R	1134	391
3	Tim Kerr	F	655	370
4	Greg Adams	L	1056	355
5	Bobby Holik	C	1314	326
6	Cory Stillman	C	1025	278
7	Ken Linseman	F	860	256
8	Patrik Sundstrom	F	679	219
9	Dave Poulin	C	724	205
10	Walt Poddubny	R	468	184
11	Dave Lowry	L	1084	164
12	Doug Brown	R	854	160
13	Grant Mulvey	F	586	149
	Paul Ysebaert	L	532	149
15	Ron Flockhart	F	453	145
16	Rick Meagher	C	691	144
17	Ales Kotalik	R	542	136
18	Blake Dunlop	F	550	130
19	Dave Barr	R	614	128
20	Claude Lapointe	C	879	127

NHL ASSISTS

Rank	Name	Pos	GP	A
1	Martin St. Louis	R	1134	642
2	Ken Linseman	F	860	551
3	Cory Stillman	C	1025	449
4	Bill Guerin	R	1263	427
5	Bobby Holik	C	1314	421
6	Bruce Driver	D	922	390
7	Greg Adams	L	1056	388
8	Patrik Sundstrom	F	679	369
9	Derek Morris	D	1107	332
10	Dave Poulin	C	724	325
11	Eric Weinrich	D	1157	318
12	Tim Kerr	F	655	304
13	Blake Dunlop	F	550	274
14	Walt Poddubny	R	468	238
15	Doug Brown	R	854	214
16	Tommy Albelin	D	952	211
	Dave Barr	R	614	204
18	Jaroslav Modry	D	725	201
19	Viacheslav Fetisov	D	546	192
20	Dave Lowry	L	1084	187

NHL POINTS

Rank	Name	Pos	GP	P
1	Martin St. Louis	R	1134	1033
2	Bill Guerin	R	1263	856
3	Ken Linseman	F	860	807
4	Bobby Holik	C	1314	747
5	Greg Adams	L	1056	743
6	Cory Stillman	C	1025	727
7	Tim Kerr	F	655	674
8	Patrik Sundstrom	F	679	588
9	Dave Poulin	C	724	530
10	Bruce Driver	D	922	486
11	Derek Morris	D	1107	424
12	Walt Poddubny	R	468	422
13	Blake Dunlop	F	550	404
14	Eric Weinrich	D	1157	388
15	Doug Brown	R	854	374
16	Dave Lowry	L	1084	351
17	Paul Ysebaert	L	532	336
18	Dave Barr	R	614	332
19	Ron Flockhart	F	453	328
20	Rick Meagher	C	691	309

NHL PIMS

Rank	Name	Pos	GP	PIM
1	Ken Daneyko	D	1283	2516
2	Todd Ewen	R	518	1911
3	Garry Howatt	L	720	1836
4	Dave Brown	R	729	1789
5	Ken Linseman	F	860	1727
6	Jay Miller	L	446	1723
7	Bill Guerin	R	1263	1660
8	Glen Cochrane	D	411	1556
9	Jody Shelley	L	627	1538
10	Krzysztof Oliwa	L	410	1447
	Bobby Holik	C	1314	1421
12	Todd Simpson	D	580	1357
13	Wade Belak	D	549	1263
14	Troy Mallette	L	456	1226
15	Dave Lowry	L	1084	1191
16	Greg Adams	L	545	1173
17	Jack McIlhargey	D	393	1102
18	Jason Smith	D	1008	1099
19	Jamie Huscroft	D	352	1065
20	Perry Anderson	L	400	1051

NHL GAMES PLAYED

Rank	Name	Pos	GP	G	A	P	PIM
1	Bobby Holik	C	1314	326	421	747	1421
2	Ken Daneyko	D	1283	36	142	178	2516
3	Bill Guerin	R	1263	429	427	856	1660
4	Eric Weinrich	D	1157	70	318	388	825
5	Martin St. Louis	R	1134	391	642	1033	310
6	Derek Morris	D	1107	92	332	424	1004
	Robyn Regehr	D	1090	36	163	199	972
8	Dave Lowry	L	1084	164	187	351	1191
9	Greg Adams	L	1056	355	388	743	326
10	Cory Stillman	C	1025	278	449	727	489
11	Jason Smith	D	1008	41	128	169	1099
12	Tommy Albelin	D	952	44	211	255	417
13	Bruce Driver	D	922	96	390	486	670
14	Claude Lapointe	C	879	127	178	305	721
15	Ken Linseman	F	860	256	551	807	1727
16	Doug Brown	R	854	160	214	374	210
17	Dave Brown	R	729	45	52	97	1789
18	Jim Dowd	C	728	71	168	239	390
19	Jaroslav Modry	D	725	49	201	250	510
20	Dave Poulin	C	724	205	325	530	482



ALL-TIME FRANCHISE (1977-PRESENT) NHL LEADERS - GOALTENDERS

To qualify to be included in the goalie leaders, a goaltender must have played 25 or more games with the only exception being Shutouts and Games Played.

NHL WINS

Rank	Name	GP	Min	W
1	Martin Brodeur	1266	74439	691
2	Grant Fuhr	867	48945	403
3	J.S. Giguere	597	33717	262
4	Pete Peeters	491	27699	246
5	Kirk McLean	612	35090	245
6	Dwayne Roloson	606	34296	227
7	Chris Terreri	406	22369	151
8	Rollie Melanson	291	16452	129
9	Bob Froese	242	13451	128
10	Craig Billington	332	17097	110
11	Pelle Lindbergh	157	9150	87
12	Fred Brathwaite	254	13840	81
13	Kay Whitmore	155	8596	60
14	Rick St. Croix	130	7295	49
15	Joey MacDonald	133	7331	44
16	Corey Schwab	147	7476	42
17	Curtis McElhinney	129	6291	41
18	Steve Baker	57	3081	20
19	Dany Sabourin	57	2900	18
20	Reto Berra	50	2468	14

NHL GOALS AGAINST AVG.

Rank	Name	GP	GA	GAA
1	Martin Brodeur	1266	2781	2.24
2	J.S. Giguere	597	1423	2.53
3	Dwayne Roloson	606	1552	2.72
4	Fred Brathwaite	254	629	2.73
5	Henrik Karlsson	26	60	2.79
6	Dany Sabourin	57	139	2.88
7	Corey Schwab	147	360	2.89
8	Reto Berra	50	121	2.94
9	Curtis McElhinney	129	309	2.95
10	Joey MacDonald	133	367	3.00
11	Chris Terreri	406	1143	3.07
12	Pete Peeters	491	1423	3.08
13	Bob Froese	242	694	3.10
14	Tyler Moss	30	81	3.25
15	Kirk McLean	612	1904	3.26
16	Pelle Lindbergh	157	503	3.30
17	Jason Muzzatti	62	167	3.32
18	Grant Fuhr	867	2756	3.38
19	Andrei Trefilov	54	153	3.45
20	Sam St. Laurent	34	92	3.51

NHL SAVE PERCENTAGE

Rank	Name	GP	Svs	Pct
1	J.S. Giguere	597	14902	0.913
2	Martin Brodeur	1266	28919	0.912
3	Dwayne Roloson	606	15390	0.908
4	Curtis McElhinney	129	2954	0.905
	Henrik Karlsson	26	570	0.905
6	Joey MacDonald	133	3381	0.902
7	Reto Berra	50	1102	0.901
	Fred Brathwaite	254	5715	0.901
9	Dany Sabourin	57	1224	0.898
10	Andrei Trefilov	54	1328	0.897
11	Corey Schwab	147	3113	0.896
12	Jason Muzzatti	62	1411	0.894
13	Chris Terreri	406	9478	0.892
14	Tyler Moss	30	665	0.891
15	Bob Froese	242	5606	0.890
16	Kirk McLean	612	14969	0.887
	Grant Fuhr	867	21630	0.887
	Pelle Lindbergh	157	3944	0.887
19	Sam St. Laurent	34	718	0.886
20	Craig Billington	332	7354	0.877

NHL SHUTOUTS

Rank	Name	GP	SO
1	Martin Brodeur	1266	125
2	J.S. Giguere	597	38
3	Dwayne Roloson	606	29
4	Grant Fuhr	867	25
5	Kirk McLean	612	22
6	Pete Peeters	491	21
7	Fred Brathwaite	254	15
8	Bob Froese	242	13
9	Chris Terreri	406	9
	Craig Billington	332	9
11	Pelle Lindbergh	157	7
12	Rollie Melanson	291	6
	Corey Schwab	147	6
14	Curtis McElhinney	129	4
	Kay Whitmore	155	4
16	Steve Baker	57	3
17	Robbie Moore	6	2
	Rick St. Croix	130	2
	Joey MacDonald	133	2
	Dany Sabourin	57	2

NHL GAMES PLAYED

Rank	Name	GP	Min	W	L	T	SO
1	Martin Brodeur	1266	74439	691	397	154	125
2	Grant Fuhr	867	48945	403	295	114	25
3	Kirk McLean	612	35090	245	262	72	22
4	Dwayne Roloson	606	34296	227	257	82	29
5	J.S. Giguere	597	33717	262	212	75	38
6	Pete Peeters	491	27699	246	155	51	21
7	Chris Terreri	406	22369	151	163	43	9
8	Craig Billington	332	17097	110	149	31	9
9	Rollie Melanson	291	16452	129	106	33	6
10	Fred Brathwaite	254	13840	81	99	37	15
11	Bob Froese	242	13451	128	72	20	13
12	Pelle Lindbergh	157	9150	87	49	15	7
13	Kay Whitmore	155	8596	60	64	16	4
14	Corey Schwab	147	7476	42	63	13	6
15	Joey MacDonald	133	7331	44	66	15	2
16	Rick St. Croix	130	7295	49	54	18	2
17	Curtis McElhinney	129	6291	41	51	7	4
18	Jason Muzzatti	62	3014	13	25	10	1
19	Steve Baker	57	3081	20	20	11	3
	Dany Sabourin	57	2900	18	25	4	2



ALL-TIME CALL-UP LIST

CONFIRMED CALL-UPS

The following lists represent confirmed NHL call-ups for each respective year. These lists merely reflect that a player was called-up to the NHL sometime during that season and that it can be confirmed through press releases, player stat sheets, etc. Lists do not include players that began the season in the NHL, but were sent down and never called-up afterwards; therefore, never were called-up in the first place. It is important to mention that collecting data to confirm call-ups from decades past proved to be a difficult task. Some names are left off these lists because the information needed to confirm those call-ups no longer exists.

2014-15 (ADIRONDACK FLAMES)																								
Name	NHL Debut?	Pos	AHL STATS						AHL PLAYOFF STATS					NHL STATS						NHL PLAYOFF STATS				
			GP	G	A	P	PIM	+/-	GP	G	A	P	PIM	GP	G	A	P	PIM	+/-	GP	G	A	P	PIM
Sven Baertschi	No	LW	36	8	17	25	6	0	--	--	--	--	--	15	0	4	4	6	-3	--	--	--	--	--
Micheal Ferland	Yes	LW	32	7	8	15	30	2	--	--	--	--	--	26	2	3	5	16	1	9	3	2	5	23
Markus Granlund	No	C	21	9	8	17	14	-2	--	--	--	--	--	48	8	10	18	16	-4	3	0	1	1	0
Josh Jooris	Yes	F	2	0	0	0	0	0	--	--	--	--	--	60	12	12	24	16	1	9	0	0	0	4
Corban Knight	No	C	22	8	4	12	12	-1	--	--	--	--	--	2	0	0	0	0	0	--	--	--	--	--
Brett Kulak	Yes	D	26	4	9	13	27	-2	--	--	--	--	--	1	0	0	0	2	0	--	--	--	--	--
Joni Ortio	No	G	37	0	0	0	0	--	--	--	--	--	--	6	0	0	0	0	--	--	--	--	--	--
Emile Poirier	Yes	LW	55	19	23	42	50	7	--	--	--	--	--	6	0	1	1	0	1	--	--	--	--	--
Corey Potter	No	D	25	0	10	10	18	10	--	--	--	--	--	6	0	0	0	0	-1	2	0	0	0	0
John Ramage	Yes	D	57	3	12	15	81	-3	--	--	--	--	--	1	0	0	0	0	-1	--	--	--	--	--
Max Reinhart	No	C	69	15	24	39	38	-11	--	--	--	--	--	4	0	0	0	0	-3	--	--	--	--	--
Drew Shore	No	C	12	3	4	7	8	0	--	--	--	--	--	11	1	2	3	0	-5	1	0	0	0	2
David Wolf	Yes	LW	59	20	18	38	168	8	--	--	--	--	--	3	0	0	0	2	0	1	0	0	0	0
Tyler Wotherspoon	No	D	61	2	22	24	20	-1	--	--	--	--	--	1	0	0	0	0	-3	6	0	0	0	0

2013-14 (ABBOTSFORD HEAT)																								
Name	NHL Debut?	Pos	AHL STATS						AHL PLAYOFF STATS					NHL STATS						NHL PLAYOFF STATS				
			GP	G	A	P	PIM	+/-	GP	G	A	P	PIM	GP	G	A	P	PIM	+/-	GP	G	A	P	PIM
Reto Berra	Yes	G	9	0	0	0	0	--	--	--	--	--	--	29	0	0	0	2	--	--	--	--	--	--
Chad Billins	Yes	D	65	10	32	42	40	6	4	0	2	2	2	10	0	3	3	0	-3	--	--	--	--	--
Christopher Breen	Yes	D	41	1	3	4	29	-10	4	0	2	2	2	9	0	2	2	5	1	--	--	--	--	--
Paul Byron	No	C	23	5	13	18	4	10	--	--	--	--	--	47	7	14	21	27	6	--	--	--	--	--
Mark Cundari	No	D	32	4	6	10	45	-1	--	--	--	--	--	4	0	0	0	0	-4	--	--	--	--	--
Markus Granlund	Yes	C	52	25	21	46	22	10	4	2	3	5	2	7	2	1	3	0	2	--	--	--	--	--
Ben Hanowski	No	RW	55	13	18	31	18	1	4	0	1	1	2	11	0	2	2	2	-2	--	--	--	--	--
Roman Horak	No	C	13	2	5	7	6	-4	--	--	--	--	--	1	0	0	0	0	0	--	--	--	--	--
Blair Jones	No	C	38	17	21	38	47	-8	4	0	1	1	6	14	2	0	2	21	0	--	--	--	--	--
Corban Knight	Yes	C	70	18	26	44	50	11	2	0	1	1	2	7	1	0	1	0	-1	--	--	--	--	--
Lane MacDermid	No	LW	25	1	1	2	24	-2	--	--	--	--	--	1	0	0	0	7	-1	--	--	--	--	--
Joey MacDonald	No	G	16	0	1	1	0	--	--	--	--	--	--	11	0	0	0	2	--	--	--	--	--	--
Joni Ortio	Yes	G	37	0	0	0	6	--	4	0	1	1	0	9	0	2	2	0	--	--	--	--	--	--
Max Reinhart	No	C	66	21	42	63	47	6	4	1	3	4	4	8	0	2	2	2	1	--	--	--	--	--
Derek Smith	No	D	32	7	17	24	22	9	1	0	0	0	0	14	0	1	1	2	-10	--	--	--	--	--
Ben Street	No	C	58	28	32	60	24	-10	4	0	1	1	2	13	0	1	1	4	-2	--	--	--	--	--
Tyler Wotherspoon	Yes	D	48	1	8	9	12	13	--	--	--	--	--	14	0	4	4	4	-3	--	--	--	--	--



ALL-TIME CALL-UP LIST

CONFIRMED CALL-UPS (CONTINUED)

2012-13 (ABBOTSFORD HEAT)																								
Name	NHL Debut?	Pos	AHL STATS						AHL PLAYOFF STATS					NHL STATS					NHL PLAYOFF STATS					
			GP	G	A	P	PIM	+/-	GP	G	A	P	PIM	GP	G	A	P	PIM	+/-	GP	G	A	P	PIM
Akim Aliu	No	LW	42	4	7	11	111	-7	--	--	--	--	--	5	0	0	0	14	-2	--	--	--	--	--
Sven Baertschi	No	LW	32	10	16	26	16	-1	--	--	--	--	--	20	3	7	10	6	0	--	--	--	--	--
Carter Bancks	Yes	LW	59	5	7	12	53	4	--	--	--	--	--	2	0	0	0	0	0	--	--	--	--	--
T.J. Brodie	No	D	35	1	19	20	22	5	--	--	--	--	--	47	2	12	14	8	-9	--	--	--	--	--
Paul Byron	No	C	38	6	9	15	38	-7	--	--	--	--	--	4	0	1	1	2	-2	--	--	--	--	--
Brett Carson	No	LW	26	6	5	11	16	-5	--	--	--	--	--	10	0	1	1	0	-1	--	--	--	--	--
Mark Cundari	Yes	D	2	0	3	3	13	3	--	--	--	--	--	4	1	2	3	2	-2	--	--	--	--	--
Roman Horak	No	C	59	16	14	30	24	-8	--	--	--	--	--	20	2	5	7	2	-5	--	--	--	--	--
Leland Irving	No	G	12	0	0	0	0	--	--	--	--	--	--	6	0	1	1	0	--	--	--	--	--	--
Blair Jones	No	C	21	3	4	7	23	0	--	--	--	--	--	15	0	1	1	10	-6	--	--	--	--	--
Max Reinhart	Yes	C	67	7	14	21	32	-26	--	--	--	--	--	11	1	2	3	4	-3	--	--	--	--	--
Ben Street	Yes	C	69	15	22	37	22	-8	--	--	--	--	--	6	0	1	1	0	-1	--	--	--	--	--
Daniel Taylor	No	G	40	0	1	1	2	--	--	--	--	--	--	2	0	0	0	0	--	--	--	--	--	--

2011-12 (ABBOTSFORD HEAT)																								
Name	NHL Debut?	Pos	AHL STATS						AHL PLAYOFF STATS					NHL STATS					NHL PLAYOFF STATS					
			GP	G	A	P	PIM	+/-	GP	G	A	P	PIM	GP	G	A	P	PIM	+/-	GP	G	A	P	PIM
Akim Aliu	Yes	LW	42	10	4	14	59	-13	5	0	1	1	28	2	2	1	3	12	3	--	--	--	--	--
Lance Bouma	No	LW	31	3	3	6	53	-9	--	--	--	--	--	27	1	2	3	11	-5	--	--	--	--	--
T.J. Brodie	No	D	12	1	2	3	10	4	--	--	--	--	--	54	2	12	14	14	3	--	--	--	--	--
Paul Byron	No	C	39	7	14	21	40	0	8	1	3	4	2	22	3	2	5	2	3	--	--	--	--	--
Brett Carson	No	LW	34	2	6	8	10	-6	3	0	0	0	2	2	0	0	0	0	-2	--	--	--	--	--
Guillaume Desbiens	No	RW	59	3	11	14	114	-18	7	1	0	1	21	10	0	0	0	25	-1	--	--	--	--	--
Roman Horak	No	C	14	2	2	4	6	-4	8	0	3	3	2	61	3	8	11	14	3	--	--	--	--	--
Leland Irving	Yes	G	39	0	1	1	17	--	1	0	0	0	0	7	0	0	0	0	--	--	--	--	--	--
Raitis Ivanans	No	LW	27	2	3	5	37	2	--	--	--	--	--	1	0	0	0	0	-1	--	--	--	--	--
Henrik Karlsson	No	G	4	0	0	0	0	--	--	--	--	--	--	9	0	0	0	0	--	--	--	--	--	--
Krys Kolanos	No	C	47	30	31	61	47	20	7	5	5	10	6	13	0	1	1	2	-1	--	--	--	--	--
Greg Nemisz	No	C	51	13	16	29	29	5	8	2	4	6	4	9	0	0	0	0	1	--	--	--	--	--
Joe Piskula	No	D	59	3	15	18	48	10	6	0	1	1	0	5	0	0	0	2	-5	--	--	--	--	--
Clay Wilson	No	D	66	16	27	43	41	9	8	2	4	6	12	5	0	0	0	4	0	--	--	--	--	--

2010-11 (ABBOTSFORD HEAT)																								
Name	NHL Debut?	Pos	AHL STATS						AHL PLAYOFF STATS					NHL STATS					NHL PLAYOFF STATS					
			GP	G	A	P	PIM	+/-	GP	G	A	P	PIM	GP	G	A	P	PIM	+/-	GP	G	A	P	PIM
Mikael Backlund	No	C	1	0	0	0	0	-1	--	--	--	--	--	73	10	15	25	18	4	--	--	--	--	--
Lance Bouma	Yes	LW	61	12	8	20	53	-12	--	--	--	--	--	16	0	1	1	2	-1	--	--	--	--	--
Ales Kotalik	No	RW	25	6	16	22	10	6	--	--	--	--	--	26	4	2	6	8	-7	--	--	--	--	--
Brendan Mikkelsen	No	D	4	0	1	1	4	1	--	--	--	--	--	19	0	1	1	2	-5	--	--	--	--	--
Greg Nemisz	Yes	C	68	14	19	33	28	-8	--	--	--	--	--	6	0	1	1	0	-1	--	--	--	--	--



ALL-TIME CALL-UP LIST

CONFIRMED CALL-UPS (CONTINUED)

2009-10 (ABBOTSFORD HEAT)																								
Name	NHL Debut?	Pos	AHL STATS							AHL PLAYOFF STATS					NHL STATS					NHL PLAYOFF STATS				
			GP	G	A	P	PIM	+/-	GP	G	A	P	PIM	GP	G	A	P	PIM	+/-	GP	G	A	P	PIM
Mikael Backlund	No	C	54	15	17	32	26	0	13	1	8	9	14	23	1	9	10	6	5	--	--	--	--	--
Jason Jaffray	No	LW	72	25	29	54	70	24	9	2	1	3	8	3	0	0	0	0	-1	--	--	--	--	--
Staffan Kronwall	No	D	44	5	23	28	24	1	9	0	2	2	0	11	1	2	3	2	-1	--	--	--	--	--
Jamie Lundmark	No	C	32	9	12	21	64	4	--	--	--	--	--	21	4	5	9	4	-6	--	--	--	--	--
Brett Sutter	No	C	66	9	15	24	69	-1	13	4	7	11	20	10	0	0	0	5	-1	--	--	--	--	--

2008-09 (QUAD CITY FLAMES)																								
Name	NHL Debut?	Pos	AHL STATS							AHL PLAYOFF STATS					NHL STATS					NHL PLAYOFF STATS				
			GP	G	A	P	PIM	+/-	GP	G	A	P	PIM	GP	G	A	P	PIM	+/-	GP	G	A	P	PIM
Dustin Boyd	No	C	5	2	0	2	2	1	--	--	--	--	--	71	11	11	22	10	-11	5	1	0	1	0
Kris Chucko	Yes	RW	74	28	23	51	59	-8	--	--	--	--	--	2	0	0	0	2	0	--	--	--	--	--
Anders Eriksson	No	D	64	4	45	49	60	8	--	--	--	--	--	--	--	--	--	--	--	2	0	0	0	0
Kyle Greentree	No	LW	79	39	37	76	63	-4	--	--	--	--	--	2	0	0	0	0	-1	--	--	--	--	--
Jamie Lundmark	No	C	54	15	37	52	31	-13	--	--	--	--	--	27	8	8	16	17	2	2	0	0	0	0
Matt Pelech	Yes	RW	59	3	6	9	130	-3	--	--	--	--	--	5	0	3	3	9	1	--	--	--	--	--
Warren Peters	Yes	C	62	11	6	17	51	-8	--	--	--	--	--	16	1	0	1	12	-2	4	0	0	0	0
Brett Sutter	Yes	C	71	10	15	25	50	-3	--	--	--	--	--	4	1	0	1	2	-2	--	--	--	--	--
David Van Der Gulik	Yes	RW	73	17	19	36	58	5	--	--	--	--	--	6	0	2	2	0	-1	--	--	--	--	--

2007-08 (QUAD CITY FLAMES)																								
Name	NHL Debut?	Pos	AHL STATS							AHL PLAYOFF STATS					NHL STATS					NHL PLAYOFF STATS				
			GP	G	A	P	PIM	+/-	GP	G	A	P	PIM	GP	G	A	P	PIM	+/-	GP	G	A	P	PIM
Dustin Boyd	No	C	18	2	7	9	4	-6	--	--	--	--	--	48	7	5	12	6	-11	--	--	--	--	--
Matt Keetley	Yes	G	26	0	0	0	4	--	--	--	--	--	--	1	0	0	0	0	--	--	--	--	--	--
Curtis McElhinney	No	G	41	0	0	0	4	--	--	--	--	--	--	5	0	0	0	0	--	--	--	--	--	--
Eric Nystrom	No	LW	18	4	3	7	15	-1	--	--	--	--	--	44	3	7	10	48	-5	7	0	0	0	2
Tim Ramholt	Yes	D	77	4	20	24	73	-3	--	--	--	--	--	1	0	0	0	0	-1	--	--	--	--	--

2006-07 (OMAHA AK-SAR-BEN KNIGHTS)																								
Name	NHL Debut?	Pos	AHL STATS							AHL PLAYOFF STATS					NHL STATS					NHL PLAYOFF STATS				
			GP	G	A	P	PIM	+/-	GP	G	A	P	PIM	GP	G	A	P	PIM	+/-	GP	G	A	P	PIM
Dustin Boyd	Yes	C	66	27	33	60	34	-9	6	1	1	2	0	13	2	2	4	4	5	--	--	--	--	--
Brad Ference	No	D	73	3	23	26	210	-4	6	0	0	0	6	5	0	0	0	2	-1	--	--	--	--	--
Carsen Garmyn	No	LW	77	28	32	60	124	-5	6	1	1	2	2	2	0	0	0	0	0	--	--	--	--	--
Mark Giordano	No	D	5	0	2	2	8	4	3	0	1	1	2	48	7	8	15	36	7	4	1	0	1	0
Eric Godard	No	LW	36	5	4	9	94	-2	--	--	--	--	--	19	0	1	1	50	0	--	--	--	--	--
Tomi Maki	Yes	RW	67	4	11	15	20	-8	6	1	1	2	2	1	0	0	0	0	0	--	--	--	--	--
David Moss	Yes	RW	28	9	12	21	22	1	--	--	--	--	--	41	10	8	18	12	5	6	0	1	1	0
Brandon Prust	Yes	LW	63	17	10	27	211	5	6	0	3	3	20	10	0	0	0	25	1	--	--	--	--	--
Richie Regehr	No	D	22	5	9	14	37	16	--	--	--	--	--	6	1	1	2	0	-1	--	--	--	--	--



ALL-TIME CALL-UP LIST

CONFIRMED CALL-UPS (CONTINUED)

2005-06 (OMAHA AK-SAR-BEN KNIGHTS)

Name	NHL Debut?	Pos	AHL STATS							AHL PLAYOFF STATS					NHL STATS					NHL PLAYOFF STATS				
			GP	G	A	P	PIM	+/-	GP	G	A	P	PIM	GP	G	A	P	PIM	+/-	GP	G	A	P	PIM
Carsen Germyn	Yes	LW	77	24	31	55	127	-13	--	--	--	--	--	2	0	0	0	0	-1	--	--	--	--	--
Mark Giordano	Yes	D	73	16	42	58	141	-1	--	--	--	--	--	7	0	1	1	8	2	--	--	--	--	--
Matthew Lombardi	No	C	1	1	1	2	0	1	--	--	--	--	--	55	6	20	26	48	-1	7	0	2	2	2
Lynn Loyns	No	F	68	9	8	17	50	-4	--	--	--	--	--	1	0	0	0	0	0	--	--	--	--	--
Craig MacDonald	No	C	37	8	19	27	57	3	--	--	--	--	--	25	3	2	5	8	5	1	0	0	0	0
Eric Nystrom	Yes	LW	78	15	18	33	37	-2	--	--	--	--	--	2	0	0	0	0	-1	--	--	--	--	--
Richie Regehr	Yes	D	48	7	23	30	56	-4	--	--	--	--	--	14	0	2	2	6	0	--	--	--	--	--

2002-03 (SAINT JOHN FLAMES)

Name	NHL Debut?	Pos	AHL STATS							AHL PLAYOFF STATS					NHL STATS					NHL PLAYOFF STATS				
			GP	G	A	P	PIM	+/-	GP	G	A	P	PIM	GP	G	A	P	PIM	+/-	GP	G	A	P	PIM
Blair Betts	No	C	19	6	7	13	6	2	--	--	--	--	--	9	1	3	4	0	3	--	--	--	--	--
Robert Dome	No	RW	56	27	29	56	41	2	--	--	--	--	--	1	0	0	0	0	0	--	--	--	--	--
Micki DuPont	No	D	44	12	21	33	73	2	--	--	--	--	--	16	1	2	3	4	-5	--	--	--	--	--
Jordan Leopold	No	D	3	1	2	3	0	-3	--	--	--	--	--	58	4	10	14	12	-15	--	--	--	--	--
Dave Lowry	No	LW	22	3	6	9	16	3	--	--	--	--	--	34	5	14	19	22	4	--	--	--	--	--
Steve Montador	No	D	11	1	7	8	20	-4	--	--	--	--	--	11	1	7	8	20	-4	--	--	--	--	--
Rick Mrozik	Yes	D	68	2	10	12	46	9	--	--	--	--	--	2	0	0	0	0	0	--	--	--	--	--
Oleg Saprykin	No	LW	21	12	9	21	22	-2	--	--	--	--	--	52	8	15	23	46	5	--	--	--	--	--
Jamie Wright	No	LW	3	2	1	3	0	0	--	--	--	--	--	19	2	2	4	12	1	--	--	--	--	--

2001-02 (SAINT JOHN FLAMES)

Name	NHL Debut?	Pos	AHL STATS							AHL PLAYOFF STATS					NHL STATS					NHL PLAYOFF STATS				
			GP	G	A	P	PIM	+/-	GP	G	A	P	PIM	GP	G	A	P	PIM	+/-	GP	G	A	P	PIM
Blair Betts	Yes	C	67	20	29	49	10	-3	--	--	--	--	--	6	1	0	1	2	-1	--	--	--	--	--
Jason Botterill	No	LW	71	21	21	42	121	-11	--	--	--	--	--	4	1	0	1	2	-3	--	--	--	--	--
Ryan Christie	No	LW	77	21	18	39	61	-19	--	--	--	--	--	2	0	0	0	0	-1	--	--	--	--	--
Micki DuPont	Yes	D	77	7	33	40	77	-17	--	--	--	--	--	2	0	0	0	2	0	--	--	--	--	--
Jukka Hentunen	Yes	RW	9	3	3	6	0	1	--	--	--	--	--	28	2	3	5	4	-9	--	--	--	--	--
Alan Letang	No	D	61	4	24	28	33	-11	--	--	--	--	--	2	0	0	0	0	-2	--	--	--	--	--
Steve Montador	Yes	D	67	9	16	25	107	-11	--	--	--	--	--	11	1	2	3	26	-2	--	--	--	--	--
Oleg Saprykin	No	LW	52	5	19	24	53	-8	--	--	--	--	--	3	0	0	0	0	-2	--	--	--	--	--
Kay Whitmore	No	G	36	0	0	0	0	--	--	--	--	--	--	1	0	0	0	0	--	--	--	--	--	--
Jamie Wright	No	LW	34	11	13	24	34	7	--	--	--	--	--	44	4	12	16	20	6	--	--	--	--	--



ALL-TIME CALL-UP LIST

CONFIRMED CALL-UPS (CONTINUED)

2000-01 (QUAD CITY FLAMES)

Name	NHL Debut?	Pos	AHL STATS							AHL PLAYOFF STATS					NHL STATS						NHL PLAYOFF STATS				
			GP	G	A	P	PIM	+/-	GP	G	A	P	PIM	GP	G	A	P	PIM	+/-	GP	G	A	P	PIM	
Steve Begin	No	LW	58	14	14	28	109	16	19	10	7	17	18	4	0	0	0	21	0	--	--	--	--	--	
Chris Clark	No	RW	48	18	17	35	131	22	18	4	10	14	49	29	5	1	6	38	0	--	--	--	--	--	
Rico Fata	No	RW	70	23	29	52	129	10	19	2	3	5	22	5	0	0	0	6	-3	--	--	--	--	--	
Benoit Gratton	No	C	53	10	36	46	153	23	--	--	--	--	--	14	1	3	4	14	0	--	--	--	--	--	
Daniel Tkaczuk	Yes	C	50	15	21	36	48	5	14	10	9	19	4	19	4	7	11	14	1	--	--	--	--	--	

1999-00 (SAINT JOHN FLAMES)

Name	NHL Debut?	Pos	AHL STATS							AHL PLAYOFF STATS					NHL STATS						NHL PLAYOFF STATS				
			GP	G	A	P	PIM	+/-	GP	G	A	P	PIM	GP	G	A	P	PIM	+/-	GP	G	A	P	PIM	
Steve Begin	No	LW	47	13	12	25	99	10	--	--	--	--	--	13	1	1	2	18	-3	--	--	--	--	--	
Fred Brathwaite	No	G	2	0	0	0	0	--	--	--	--	--	61	0	0	0	4	--	--	--	--	--	--		
Eric Charron	No	D	37	2	15	17	82	-2	--	--	--	--	21	0	0	0	37	-3	--	--	--	--	--		
Chris Clark	Yes	RW	48	16	17	33	134	11	--	--	--	--	22	0	1	1	14	-3	--	--	--	--	--		
Jeff Cowan	Yes	LW	47	15	10	25	77	-5	--	--	--	--	13	4	1	5	16	2	--	--	--	--	--		
Hnat Domenichelli	No	C	12	6	7	13	8	2	--	--	--	--	32	5	9	14	12	0	--	--	--	--	--		
Grant Fuhr	No	G	2	0	0	0	0	--	--	--	--	--	23	0	0	0	2	--	--	--	--	--	--		
J.S. Giguere	No	G	41	0	2	2	39	--	3	0	0	0	0	7	0	0	0	2	--	--	--	--	--		
Benoit Gratton	No	C	65	17	49	66	137	-6	3	0	1	1	4	10	0	2	2	10	1	--	--	--	--	--	
Robyn Regehr	Yes	D	5	0	0	0	0	-3	--	--	--	--	57	5	7	12	46	-2	--	--	--	--	--		
David Roche	No	LW	67	22	21	43	130	-13	3	0	1	1	8	2	0	0	0	5	-1	--	--	--	--	--	
Darrel Scoville	Yes	D	64	11	25	36	99	15	3	1	2	3	0	6	0	0	0	2	1	--	--	--	--	--	
Lee Sorochan	No	D	60	4	37	41	124	1	3	2	1	3	12	1	0	0	0	0	0	--	--	--	--	--	
Martin St. Louis	No	RW	17	15	11	26	14	5	--	--	--	--	56	3	15	18	22	-5	--	--	--	--	--		
Sergei Varlamov	No	LW	68	20	21	41	88	-18	3	0	0	0	24	7	3	0	3	0	0	--	--	--	--	--	

1998-99 (SAINT JOHN FLAMES)

Name	NHL Debut?	Pos	AHL STATS							AHL PLAYOFF STATS					NHL STATS						NHL PLAYOFF STATS				
			GP	G	A	P	PIM	+/-	GP	G	A	P	PIM	GP	G	A	P	PIM	+/-	GP	G	A	P	PIM	
Wade Belak	No	D	12	0	2	2	43	-3	6	0	1	1	23	9	0	1	1	23	3	--	--	--	--	--	
Eric Charron	No	D	50	10	12	22	148	-4	3	1	0	1	22	12	0	1	1	14	6	--	--	--	--	--	
Chris Dingman	No	LW	50	5	7	12	140	-12	--	--	--	--	2	0	0	0	17	2	--	--	--	--	--		
Hnat Domenichelli	No	C	51	25	21	46	26	-13	7	4	4	8	2	23	5	5	10	11	4	--	--	--	--	--	
Denis Gauthier	No	D	16	0	3	3	31	-3	--	--	--	--	55	3	4	7	68	3	--	--	--	--	--		
J.S. Giguere	No	G	39	0	1	1	10	--	7	0	0	0	0	15	0	1	1	4	--	--	--	--	--		
Eric Landry	No	C	56	19	22	41	158	4	7	2	5	7	12	3	0	1	1	0	1	--	--	--	--	--	
Tyler Moss	No	G	9	0	0	0	0	--	--	--	--	--	11	0	1	1	0	--	--	--	--	--	--		
Chris O'Sullivan	No	D	41	7	29	36	24	-10	--	--	--	--	10	0	1	1	2	1	--	--	--	--	--		
David Roche	Yes	LW	7	0	3	3	6	2	--	--	--	--	36	3	3	6	44	1	--	--	--	--	--		
Martin St. Louis	No	RW	53	28	34	62	30	-2	7	4	4	8	2	13	1	1	2	10	2						
Rocky Thompson	No	RW	27	2	2	4	108	-5	--	--	--	--	3	0	0	0	25	0	--	--	--	--	--		



ALL-TIME CALL-UP LIST

CONFIRMED CALL-UPS (CONTINUED)

1997-98 (SAINT JOHN FLAMES)																								
Name	NHL Debut?	Pos	AHL STATS						AHL PLAYOFF STATS					NHL STATS					NHL PLAYOFF STATS					
			GP	G	A	P	PIM	+/-	GP	G	A	P	PIM	GP	G	A	P	PIM	+/-	GP	G	A	P	PIM
Jamie Allison	No	D	16	0	5	5	49	3	--	--	--	--	--	43	3	8	11	104	3	--	--	--	--	--
Erik Andersson	Yes	LW	29	5	9	14	29	6	--	--	--	--	--	12	2	1	3	8	-4	--	--	--	--	--
Joel Bouchard	No	D	3	2	1	3	6	4	--	--	--	--	--	44	5	7	12	57	0	--	--	--	--	--
Travis Brigley	Yes	LW	79	17	15	32	28	-8	8	0	0	0	0	2	0	0	0	2	0	--	--	--	--	--
Eric Charron	No	D	56	8	20	28	136	10	20	1	7	8	55	2	0	0	0	4	0	--	--	--	--	--
Hnat Domenichelli	No	C	48	33	13	46	24	12	19	7	8	15	14	31	9	7	16	6	4	--	--	--	--	--
Jim Dowd	No	C	35	8	30	38	20	5	19	3	13	16	10	48	6	8	14	12	10	--	--	--	--	--
Denis Gauthier	Yes	D	68	4	20	24	154	-5	21	0	4	4	83	10	0	0	0	16	-5	--	--	--	--	--
Aaron Gavey	No	C	8	4	3	7	28	2	--	--	--	--	--	26	2	3	5	24	-5	--	--	--	--	--
Todd Hlushko	No	LW	33	10	14	24	48	-4	21	13	4	17	61	13	0	1	1	27	0	--	--	--	--	--
Ladislav Kohn	No	RW	65	25	31	56	90	10	21	14	6	20	20	4	0	1	1	0	2	--	--	--	--	--
Eric Landry	Yes	C	61	17	21	38	194	7	20	4	6	10	58	12	1	0	1	4	-2	--	--	--	--	--
Tyler Moss	Yes	G	39	0	0	0	16	--	15	0	0	0	2	6	0	0	0	0	--	--	--	--	--	--
Chris O'Sullivan	No	D	32	4	10	14	2	-11	21	2	17	19	18	12	0	2	2	10	4	--	--	--	--	--
Dwayne Roloson	No	G	4	0	1	1	2	--	--	--	--	--	--	39	0	4	4	10	--	--	--	--	--	--
Rocky Thompson	Yes	RW	51	3	0	3	187	-4	18	1	1	2	47	12	0	0	0	61	0	--	--	--	--	--

1996-97 (SAINT JOHN FLAMES)																								
Name	NHL Debut?	Pos	AHL STATS						AHL PLAYOFF STATS					NHL STATS					NHL PLAYOFF STATS					
			GP	G	A	P	PIM	+/-	GP	G	A	P	PIM	GP	G	A	P	PIM	+/-	GP	G	A	P	PIM
Jamie Allison	No	D	46	3	6	9	139	-10	5	0	1	1	4	20	0	0	0	35	-4	--	--	--	--	--
Sami Helenius	Yes	D	72	5	10	15	218	-8	2	0	0	0	0	3	0	1	1	0	1	--	--	--	--	--
Dale McTavish	Yes	C	53	16	21	37	65	2	3	0	1	1	0	9	1	2	3	2	-4	--	--	--	--	--
Marty Murray	No	C	67	19	39	58	40	-9	5	2	3	5	4	2	0	0	0	4	0	--	--	--	--	--
Chris O'Sullivan	No	D	29	3	8	11	17	-3	5	0	4	4	0	27	2	8	10	2	0	--	--	--	--	--
Dwayne Roloson	Yes	G	8	0	0	0	10	--	--	--	--	--	--	31	0	0	0	2	--	--	--	--	--	--
Paxton Schulte	Yes	LW	71	14	23	37	274	-7	4	2	0	2	35	1	0	0	0	2	1	--	--	--	--	--
Ed Ward	No	RW	1	0	0	0	0	0	--	--	--	--	--	40	5	8	13	49	-3	--	--	--	--	--

1995-96 (SAINT JOHN FLAMES)																								
Name	NHL Debut?	Pos	AHL STATS						AHL PLAYOFF STATS					NHL STATS					NHL PLAYOFF STATS					
			GP	G	A	P	PIM	+/-	GP	G	A	P	PIM	GP	G	A	P	PIM	+/-	GP	G	A	P	PIM
Joel Bouchard	No	D	74	8	25	33	104	5	16	1	4	5	10	4	0	0	0	4	0	--	--	--	--	--
Kevin Dahl	No	D	23	4	11	15	37	2	--	--	--	--	--	32	1	1	2	26	-2	1	0	0	0	0
Cale Hulse	No	D	13	2	7	9	39	-1	--	--	--	--	--	3	0	0	0	5	3	1	0	0	0	0
Dan Kecmer	No	D	22	3	11	14	14	-2	--	--	--	--	--	13	0	0	0	14	-6	--	--	--	--	--
Sheldon Kennedy	No	RW	3	4	0	4	8	2	--	--	--	--	--	41	3	7	10	36	3	3	1	0	1	2
Ladislav Kohn	Yes	RW	73	28	45	73	97	3	16	6	5	11	12	5	1	0	1	2	-1	--	--	--	--	--
Claude Lapointe	No	C	12	5	3	8	10	4	--	--	--	--	--	32	4	5	9	20	2	2	0	0	0	0
Marty Murray	No	C	58	25	31	56	20	-4	14	2	4	6	4	15	3	3	6	0	-4	--	--	--	--	--
Jarrod Skalde	No	C	68	27	40	67	98	-1	16	4	9	13	6	1	0	0	0	0	0	--	--	--	--	--
Niklas Sundblad	Yes	RW	74	16	20	36	66	6	16	0	4	4	14	2	0	0	0	0	0	--	--	--	--	--
Pavel Torgayev	Yes	C	16	11	6	17	18	-3	--	--	--	--	--	41	6	10	16	14	2	1	0	0	0	0



ALL-TIME CALL-UP LIST

CONFIRMED CALL-UPS (CONTINUED)

1994-95 (SAINT JOHN FLAMES)

Name	NHL Debut?	Pos	AHL STATS							AHL PLAYOFF STATS					NHL STATS						NHL PLAYOFF STATS				
			GP	G	A	P	PIM	+/-	GP	G	A	P	PIM	GP	G	A	P	PIM	+/-	GP	G	A	P	PIM	
Joel Bouchard	Yes	D	77	6	25	31	63	2	5	1	0	1	4	2	0	0	0	0	0	--	--	--	--	--	
Neil Eisenhut	No	C	75	16	39	55	30	-5	5	1	1	2	6	3	0	0	0	0	0	--	--	--	--	--	
Mark Greig	No	RW	67	31	50	81	82	-15	2	0	1	1	0	8	1	1	2	2	1	--	--	--	--	--	
Todd Hlushko	No	LW	46	22	10	32	36	-15	4	2	2	4	22	2	0	1	1	2	1	1	0	0	0	2	
Scott Morrow	Yes	LW	64	18	21	39	105	-1	5	2	0	2	4	4	0	0	0	0	0	--	--	--	--	--	
Jason Muzzatti	No	G	31	0	1	1	37	--	--	--	--	--	--	1	0	0	0	0	--	--	--	--	--		
Barry Nieckar	No	LW	65	8	7	15	491	9	4	0	0	0	22	3	0	0	0	12	0	--	--	--	--	--	
Cory Stillman	Yes	C	63	28	53	81	70	-21	5	0	2	2	2	10	0	2	2	2	1	--	--	--	--	--	
Andrei Trefilov	No	G	7	0	0	0	2	--	--	--	--	--	--	6	0	0	0	0	--	--	--	--	--		
Vesa Viitakoski	No	LW	56	17	26	43	8	-22	4	0	1	1	2	10	1	2	3	6	-1	--	--	--	--	--	
Ed Ward	No	RW	11	4	5	9	20	5	5	1	0	1	10	2	1	1	2	2	-2	--	--	--	--	--	

1993-94 (SAINT JOHN FLAMES)

Name	NHL Debut?	Pos	AHL STATS							AHL PLAYOFF STATS					NHL STATS						NHL PLAYOFF STATS				
			GP	G	A	P	PIM	+/-	GP	G	A	P	PIM	GP	G	A	P	PIM	+/-	GP	G	A	P	PIM	
Peter Ahola	No	D	66	9	19	28	59	3	6	1	2	3	12	2	0	0	0	0	0	--	--	--	--	--	
Kevin Dahl	No	D	2	0	0	0	0	1	--	--	--	--	--	33	0	3	3	23	-2	6	0	0	0	4	
Len Esau	No	D	75	12	36	48	129	-15	7	2	2	4	6	6	0	3	3	7	-1	--	--	--	--	--	
Mark Freer	No	C	77	33	53	86	45	22	7	2	4	6	16	2	0	0	0	4	0	--	--	--	--	--	
David Haas	No	LW	37	11	17	28	108	-7	--	--	--	--	--	2	1	1	2	7	2	--	--	--	--	--	
Guy Larose	No	C	15	11	11	22	20	7	7	3	2	5	22	7	0	1	1	4	-3	--	--	--	--	--	
Brad Miller	No	D	36	3	12	15	174	12	6	1	0	1	21	8	0	1	1	14	-2	--	--	--	--	--	
Jason Muzzatti	Yes	G	51	0	4	4	24	--	7	0	0	0	0	1	0	0	0	0	--	--	--	--	--	--	
Brad Schlegel	No	D	21	2	8	10	6	16	7	0	1	1	6	26	1	6	7	4	-4	--	--	--	--	--	
David Struch	Yes	C	58	18	25	43	87	3	7	0	1	1	4	4	0	0	0	4	-2	--	--	--	--	--	
Mike Sullivan	No	C	5	2	0	2	4	-3	--	--	--	--	--	19	2	3	5	6	2	7	1	1	2	8	
Andrei Trefilov	No	G	28	0	0	0	22	--	--	--	--	--	--	11	0	0	0	4	--	--	--	--	--	--	
Vesa Viitakoski	No	LW	67	28	39	67	24	-3	5	1	2	3	2	8	1	2	3	0	0	--	--	--	--	--	
Wes Walz	No	C	15	6	6	12	14	6	--	--	--	--	--	53	11	27	38	16	20	6	3	0	3	2	
Kevin Wortman	Yes	D	72	17	32	49	32	16	7	1	5	6	16	5	0	0	0	2	1	--	--	--	--	--	



ALL-TIME CALL-UP LIST

CONFIRMED CALL-UPS (CONTINUED)

1992-93 (UTICA DEVILS)

Name	NHL Debut?	Pos	AHL STATS							AHL PLAYOFF STATS					NHL STATS						NHL PLAYOFF STATS				
			GP	G	A	P	PIM	+/-	GP	G	A	P	PIM	GP	G	A	P	PIM	+/-	GP	G	A	P	PIM	
Doug Brown	No	RW	25	11	17	28	8	-1	--	--	--	--	--	15	0	5	5	2	3	--	--	--	--	--	
Tom Chorske	No	LW	6	1	4	5	2	-1	--	--	--	--	--	50	7	12	19	25	-1	1	0	0	0	0	
Jim Dowd	No	C	78	27	45	72	62	-6	5	1	7	8	10	1	0	0	0	0	-1	--	--	--	--	--	
David Emma	Yes	RW	61	21	40	61	47	-17	5	2	1	3	6	2	0	0	0	0	0	--	--	--	--	--	
Bill Guerin	No	RW	18	10	7	17	47	-4	--	--	--	--	--	65	14	20	34	63	14	5	1	1	2	4	
Ben Hankinson	Yes	RW	75	35	27	62	145	2	5	2	2	4	6	4	2	1	3	9	2	--	--	--	--	--	
Bobby Holik	No	C	1	0	0	0	2	-1	--	--	--	--	--	61	20	19	39	76	-6	5	1	1	2	6	
Jason Miller	No	C	72	28	42	70	43	2	5	4	4	8	2	2	0	0	0	0	-1	--	--	--	--	--	
Jon Morris	No	F	31	16	24	40	28	11	--	--	--	--	--	2	0	0	0	0	-1	--	--	--	--	--	
Myles O'Connor	No	D	9	1	5	6	10	-7	--	--	--	--	--	7	0	0	0	9	-4	--	--	--	--	--	
Scott Pellerin	Yes	LW	27	15	18	33	33	2	2	0	1	1	0	45	10	11	21	41	-1	--	--	--	--	--	
Jarrold Skalde	No	C	59	21	39	60	76	-15	5	0	2	2	19	11	0	2	2	4	-3	--	--	--	--	--	
Brian Sullivan	Yes	RW	75	30	27	57	88	-13	5	0	0	0	12	2	0	1	1	0	-1	--	--	--	--	--	
Kevin Todd	No	C	2	2	1	3	0	2	--	--	--	--	--	30	5	5	10	16	-4	--	--	--	--	--	
Claude Vilgrain	No	RW	22	6	8	14	4	-14	5	0	1	1	0	4	0	2	2	0	-3	--	--	--	--	--	

1991-92 (UTICA DEVILS)

Name	NHL Debut?	Pos	AHL STATS							AHL PLAYOFF STATS					NHL STATS						NHL PLAYOFF STATS				
			GP	G	A	P	PIM	+/-	GP	G	A	P	PIM	GP	G	A	P	PIM	+/-	GP	G	A	P	PIM	
Tommy Albelin	No	D	11	4	6	10	4	0	--	--	--	--	--	19	0	4	4	4	7	1	1	1	2	0	
Neil Brady	No	C	33	12	30	42	28	4	--	--	--	--	--	7	1	0	1	4	1	--	--	--	--	--	
Jeff Christian	Yes	LW	76	27	24	51	198	-15	4	0	0	0	16	2	0	0	0	2	0	--	--	--	--	--	
Jim Dowd	Yes	C	78	17	42	59	47	6	4	2	2	4	4	1	0	0	0	0	0	--	--	--	--	--	
Chad Erickson	Yes	G	43	0	1	1	0	--	2	0	0	0	2	2	0	0	0	0	--	--	--	--	--	--	
Bill Guerin	Yes	RW	22	13	10	23	6	2	4	1	3	4	14	5	0	1	1	9	1	6	3	0	3	4	
Jason Miller	No	C	71	23	32	55	31	-8	4	1	3	4	0	3	0	0	0	0	0	--	--	--	--	--	
Myles O'Connor	No	D	66	9	39	48	184	-6	--	--	--	--	--	9	0	2	2	13	-2	--	--	--	--	--	
Alexander Semak	Yes	C	7	3	2	5	0	1	--	--	--	--	--	25	5	6	11	0	5	1	0	0	0	0	
Jarrold Skalde	No	C	62	20	20	40	56	-14	4	3	1	4	8	15	2	4	6	4	-1	--	--	--	--	--	
Valeri Zelepukin	Yes	LW	22	20	9	29	8	0	--	--	--	--	--	44	13	18	31	28	11	4	1	1	2	2	



ALL-TIME CALL-UP LIST

CONFIRMED CALL-UPS (CONTINUED)

1990-91 (UTICA DEVILS)

Name	NHL Debut?	Pos	AHL STATS							AHL PLAYOFF STATS					NHL STATS						NHL PLAYOFF STATS				
			GP	G	A	P	PIM	+/-	GP	G	A	P	PIM	GP	G	A	P	PIM	+/-	GP	G	A	P	PIM	
Tommy Albelin	No	D	14	4	2	6	10	--	--	--	--	--	47	2	12	14	44	1	3	0	1	1	2		
Perry Anderson	No	LW	68	19	14	33	245	--	--	--	--	--	1	0	0	0	5	0	4	0	1	1	10		
Neil Brady	No	C	77	33	63	96	91	--	--	--	--	--	3	0	0	0	0	0	--	--	--	--	--		
Zdeno Ciger	No	LW	8	5	4	9	2	--	--	--	--	--	45	8	17	25	8	3	6	0	2	2	4		
Pat Conacher	No	C	4	0	1	1	6	--	--	--	--	--	49	5	11	16	27	9	7	0	2	2	2		
Viacheslav Fetisov	No	D	1	1	1	2	0	--	--	--	--	--	67	3	16	19	62	5	7	0	0	0	15		
Jamie Huscroft	No	D	59	3	15	18	339	--	--	--	--	--	8	0	1	1	27	1	3	0	0	0	6		
Jeff Madill	Yes	RW	54	42	35	77	151	--	--	--	--	--	14	4	0	4	46	-1	7	0	2	2	8		
Rollie Melanson	No	G	54	0	0	0	37	--	--	--	--	--	1	0	0	0	0	--	--	--	--	--	--		
Jon Morris	No	F	6	4	2	6	5	--	--	--	--	--	53	9	19	28	27	9	5	0	4	4	2		
Myles O'Connor	Yes	D	33	6	17	23	62	--	--	--	--	--	22	3	1	4	41	3	--	--	--	--	--		
Jarrod Skalde	Yes	C	3	3	2	5	0	--	--	--	--	--	1	0	1	1	0	0	--	--	--	--	--		
Kevin Todd	No	C	75	37	81	118	75	--	--	--	--	--	1	0	0	0	0	-1	1	0	0	0	6		

1989-90 (UTICA DEVILS)

Name	NHL Debut?	Pos	AHL STATS							AHL PLAYOFF STATS					NHL STATS						NHL PLAYOFF STATS				
			GP	G	A	P	PIM	+/-	GP	G	A	P	PIM	GP	G	A	P	PIM	+/-	GP	G	A	P	PIM	
Pat Conacher	No	C	57	13	36	49	53	--	--	--	--	--	19	3	3	6	4	2	5	1	0	1	10		
Jamie Huscroft	No	D	22	3	6	9	122	--	--	--	--	--	42	2	3	5	149	-2	5	0	0	0	16		
Alexei Kasatonov	Yes	D	3	0	2	2	7	--	--	--	--	--	39	6	15	21	16	15	6	0	3	3	14		
Jon Morris	No	F	49	27	37	64	6	--	--	--	--	--	20	6	7	13	8	12	6	1	3	4	23		
Peter Sundstrom	No	F	31	11	28	39	6	--	5	4	1	5	0	21	1	2	3	4	1	--	--	--	--		
Jim Thomson	No	RW	60	20	23	43	124	--	4	1	0	1	19	3	0	0	0	31	-3	--	--	--	--		
Eric Weinrich	No	D	57	12	48	60	38	--	--	--	--	--	19	2	7	9	11	1	6	1	3	4	17		
Craig Wolanin	No	D	6	2	4	6	2	--	--	--	--	--	37	1	7	8	47	-13	--	--	--	--	--		
Claude Vilgrain	No	RW	73	37	52	89	32	--	--	--	--	--	6	1	2	3	4	-1	4	0	0	0	0		
Paul Ysebaert	No	LW	74	53	52	105	61	--	5	2	4	6	0	5	1	2	3	0	0	--	--	--	--		

1988-89 (UTICA DEVILS)

Name	NHL Debut?	Pos	AHL STATS							AHL PLAYOFF STATS					NHL STATS						NHL PLAYOFF STATS				
			GP	G	A	P	PIM	+/-	GP	G	A	P	PIM	GP	G	A	P	PIM	+/-	GP	G	A	P	PIM	
Craig Billington	No	G	41	0	0	0	10	--	4	0	0	0	2	3	0	0	0	0	--	--	--	--	--	--	
Doug Brown	No	RW	4	1	4	5	0	--	--	--	--	--	63	15	10	25	15	-7	--	--	--	--	--	--	
Anders Carlsson	No	C	7	2	4	6	4	--	--	--	--	--	47	4	8	12	20	3	--	--	--	--	--	--	
Chris Cichocki	No	RW	59	32	31	63	50	--	5	0	1	1	2	2	0	1	1	2	0	--	--	--	--	--	
Jamie Huscroft	Yes	D	41	2	10	12	215	--	5	0	0	0	40	15	0	2	2	51	-3	--	--	--	--	--	
George McPhee	No	F	8	3	2	5	31	--	3	1	0	1	26	1	0	1	1	2	1	--	--	--	--	--	
Janne Ojanen	Yes	C	72	23	37	60	10	--	5	0	3	3	0	3	0	1	1	2	-1	--	--	--	--	--	
Alan Stewart	No	LW	72	9	23	32	110	--	5	1	0	1	4	6	0	2	2	15	-2	--	--	--	--	--	
Chris Terreri	No	G	39	0	4	4	6	--	2	0	0	0	0	8	0	0	0	2	--	--	--	--	--	--	
Kevin Todd	Yes	C	78	26	45	71	62	--	4	2	0	2	6	1	0	0	0	0	-1	--	--	--	--	--	
Eric Weinrich	Yes	D	80	17	27	44	70	--	5	0	1	1	8	2	0	0	0	0	-1	--	--	--	--	--	
Paul Ysebaert	Yes	LW	56	36	44	80	22	--	5	0	1	1	4	5	0	4	4	0	2	--	--	--	--	--	



ALL-TIME CALL-UP LIST

CONFIRMED CALL-UPS (CONTINUED)

1987-88 (UTICA DEVILS)

Name	NHL Debut?	Pos	AHL STATS							AHL PLAYOFF STATS					NHL STATS							NHL PLAYOFF STATS				
			GP	G	A	P	PIM	+/-	GP	G	A	P	PIM	GP	G	A	P	PIM	+/-	GP	G	A	P	PIM		
Andy Brickley	No	LW	9	5	8	13	4	--	--	--	--	--	45	8	14	22	14	1	4	0	1	1	4			
Doug Brown	No	RW	2	0	2	2	2	--	--	--	--	70	14	11	25	20	7	19	5	1	6	6				
Murray Brumwell	No	D	77	13	53	66	44	--	--	--	--	3	0	1	1	2	0	--	--	--	--	--				
Anders Carlsson	No	C	33	12	22	34	16	--	--	--	--	9	1	0	1	0	-5	3	1	0	1	2				
Chris Cichocki	No	RW	69	36	30	66	66	--	--	--	--	5	1	0	1	2	1	--	--	--	--	--				
Pat Conacher	No	C	47	14	33	47	32	--	--	--	--	24	2	5	7	12	8	17	2	2	4	14				
Troy Crowder	Yes (PO)	RW	3	0	0	0	36	--	--	--	--	--	--	--	--	--	--	1	0	0	0	12				
Dan Dorion	No	RW	65	30	35	65	98	--	--	--	--	1	0	0	0	2	0	--	--	--	--	--				
David Maley	No	LW	9	5	3	8	40	--	--	--	--	44	4	2	6	65	-13	20	3	1	4	80				
Gord Mark	No	D	50	5	21	26	96	--	--	--	--	19	0	2	2	27	-13	--	--	--	--	--				
Alan Stewart	No	LW	49	8	17	25	129	--	--	--	--	1	0	0	0	0	2	--	--	--	--	--				

1982-83 (MAINE MARINERS)

Name	NHL Debut?	Pos	AHL STATS							AHL PLAYOFF STATS					NHL STATS							NHL PLAYOFF STATS				
			GP	G	A	P	PIM	GP	G	A	P	PIM	GP	G	A	P	PIM	+/-	GP	G	A	P	PIM			
Bob Hoffmeyer	No	D	23	5	10	15	79	--	--	--	--	35	2	11	13	40	7	1	0	0	0	0				
Dave Poulin	Yes	C	16	7	9	16	2	--	--	--	--	2	2	0	2	2	1	3	1	3	4	9				

1981-82 (MAINE MARINERS)

Name	NHL Debut?	Pos	AHL STATS							AHL PLAYOFF STATS					NHL STATS							NHL PLAYOFF STATS				
			GP	G	A	P	PIM	GP	G	A	P	PIM	GP	G	A	P	PIM	+/-	GP	G	A	P	PIM			
Ray Allison	No	RW	26	15	13	28	75	--	--	--	--	51	17	37	54	104	13	3	2	0	2	2				
Reid Bailey	No	D	54	4	26	30	55	2	0	1	1	2	10	0	0	0	23	-5	2	0	0	0	0			
Bob Hoffmeyer	No	D	21	6	8	14	57	--	--	--	--	57	7	20	27	142	13	2	0	1	1	25				

1980-81 (MAINE MARINERS)

Name	NHL Debut?	Pos	AHL STATS							AHL PLAYOFF STATS					NHL STATS							NHL PLAYOFF STATS				
			GP	G	A	P	PIM	GP	G	A	P	PIM	GP	G	A	P	PIM	+/-	GP	G	A	P	PIM			
Reid Bailey	Yes	D	59	6	29	35	155	--	--	--	--	17	1	3	4	55	8	12	0	2	2	23				
Glen Cochrane	No	D	38	4	13	17	201	--	--	--	--	31	1	8	9	219	3	6	1	1	2	18				
Thomas Eriksson	Yes	D	54	11	20	31	75	--	--	--	--	24	1	10	11	14	4	7	0	2	2	6				
Ron Flockhart	Yes	F	59	33	33	66	76	--	--	--	--	14	3	7	10	11	6	3	1	0	1	2				
Terry Murray	No	D	2	0	1	1	0	--	--	--	--	71	1	17	18	53	46	12	2	1	3	10				



ALL-TIME CALL-UP LIST

CONFIRMED CALL-UPS (CONTINUED)

1979-80 (MAINE MARINERS)

Name	NHL Debut?	Pos	AHL STATS					AHL PLAYOFF STATS					NHL STATS					NHL PLAYOFF STATS					
			GP	G	A	P	PIM	GP	G	A	P	PIM	GP	G	A	P	PIM	+/-	GP	G	A	P	PIM
Mike Busniuk	Yes	F	3	2	1	3	7	--	--	--	--	--	71	2	18	20	93	39	19	2	4	6	23
Gary Morrison	Yes	F	75	29	23	52	151	2	1	0	1	4	3	0	2	2	0	0	5	0	1	1	2

1978-79 (MAINE MARINERS)

Name	NHL Debut?	Pos	AHL STATS					AHL PLAYOFF STATS					NHL STATS					NHL PLAYOFF STATS					
			GP	G	A	P	PIM	GP	G	A	P	PIM	GP	G	A	P	PIM	+/-	GP	G	A	P	PIM
Norm Barnes	No	D	67	9	21	30	108	10	3	3	6	19	--	--	--	--	--	--	2	0	0	0	0
Frank Bathe	No	D	26	3	3	6	106	--	--	--	--	--	21	1	3	4	76	9	6	1	0	1	12
Blake Dunlop	No	F	12	9	6	15	6	--	--	--	--	--	66	20	28	48	16	27	8	1	1	2	4
Tom Gorence	Yes	RW	31	11	13	24	23	--	--	--	--	--	42	13	6	19	10	16	7	3	1	4	0
Al Hill	No	C	35	11	14	25	59	--	--	--	--	--	31	5	11	16	28	5	7	1	0	1	2
Ken Linseman	Yes	F	38	17	23	40	106	--	--	--	--	--	30	5	20	25	23	16	8	2	6	8	22
Robbie Moore	Yes	G	26	0	0	0	12	--	--	--	--	--	5	0	1	1	0	--	5	0	1	1	2
Pete Peeters	Yes	G	35	0	1	1	8	--	--	--	--	--	5	0	0	0	6	--	--	--	--	--	--

1977-78 (MAINE MARINERS)

Name	NHL Debut?	Pos	AHL STATS					AHL PLAYOFF STATS					NHL STATS					NHL PLAYOFF STATS					
			GP	G	A	P	PIM	GP	G	A	P	PIM	GP	G	A	P	PIM	+/-	GP	G	A	P	PIM
Jim Cunningham	Yes	LW	48	1	6	7	106	8	0	1	1	20	1	0	0	0	4	1	--	--	--	--	--
Dave Hoyda	Yes	LW	31	4	5	9	112	--	--	--	--	--	41	1	3	4	119	-5	9	0	0	0	17
Rick St. Croix	Yes	G	40	0	0	0	0	4	0	0	0	0	7	0	0	0	0	--	--	--	--	--	--



ALL-TIME NHL DEBUT LIST

CONFIRMED DEBUTS

The following lists represent confirmed NHL debuts for each respective year. These lists merely reflect that a player debuted in the NHL on that particular date and that it can be confirmed through press releases, player stat sheets, etc. It is important to mention that collecting data to confirm NHL debuts from decades past proved to be a difficult task. Some names are left off these lists because the information needed to confirm those dates no longer exists.

2014-15 (ADIRONDACK FLAMES)																		
							SKATER STATS							GOALIE STATS				
Name	Pos	Debut Date	Age	H/A	Score	W/L	G	A	P	PIM	+/-	SHFT	TOI	GW	GA	SA	SV	SV%
Josh Jooris	F	10/17/14 @ CBJ	24-095	A	2-3	L	1	0	1	0	1	25	15:29	--	--	--	--	--
Micheal Ferland	LW	10/31/14 @ NSH	22-194	A	4-3	W	0	0	0	0	0	15	9:43	--	--	--	--	--
David Wolf	LW	1/31/15 v EDM	25-108	H	4-2	W	0	0	0	0	0	16	7:27	--	--	--	--	--
Emile Poirier	LW	2/24/15 @ NYR	20-072	A	0-1	L	0	0	0	0	0	16	8:10	--	--	--	--	--
Brett Kulak	D	4/11/15 @ WPG	21-095	A	1-5	L	0	0	0	2	0	29	19:31	--	--	--	--	--
John Ramage	D	4/11/15 @ WPG	24-063	A	1-5	L	0	0	0	0	-1	25	18:10	--	--	--	--	--

2013-14 (ABBOTSFORD HEAT)																		
							SKATER STATS							GOALIE STATS				
Name	Pos	Debut Date	Age	H/A	Score	W/L	G	A	P	PIM	+/-	SHFT	TOI	GW	GA	SA	SV	SV%
Christopher Breen	D	10/22/13 @ PHX	24-115	A	2-4	L	0	0	0	0	0	15	7:02	--	--	--	--	--
Reto Berra	G	11/3/13 @ CHI	26-304	A	3-2	W	--	--	--	--	--	--	61:32	--	2	44	42	0.955
Chad Billins	D	11/5/13 @ MIN	24-163	A	1-5	L	0	1	1	0	-1	17	11:00	--	--	--	--	--
Markus Granlund	C	2/27/14 v LA	20-317	H	0-2	L	0	0	0	0	0	13	7:14	--	--	--	--	--
Joni Ortio	G	2/27/14 v LA	22-317	H	0-2	L	--	--	--	--	--	--	58:07	--	2	24	22	0.917
Corban Knight	C	3/5/14 v OTT	23-176	H	4-1	W	0	0	0	0	0	18	10:03	--	--	--	--	--
Tyler Wotherspoon	D	3/7/14 v NYI	20-360	H	4-3	W	0	0	0	0	1	18	11:15	--	--	--	--	--

2012-13 (ABBOTSFORD HEAT)																		
							SKATER STATS							GOALIE STATS				
Name	Pos	Debut Date	Age	H/A	Score	W/L	G	A	P	PIM	+/-	SHFT	TOI	GW	GA	SA	SV	SV%
Ben Street	C	2/9/13 @ VAN	25-362	A	1-5	L	0	0	0	0	-2	18	12:24	--	--	--	--	--
Max Reinhart	C	4/6/13 @ VAN	21-061	A	2-5	L	0	0	0	0	-2	23	16:08	--	--	--	--	--
Mark Cundari	D	4/21/13 @ MIN	22-363	A	4-1	W	1	1	2	0	1	27	24:54	--	--	--	--	--
Carter Bancks	LW	4/23/13 @ NSH	23-257	A	3-4	L	0	0	0	0	0	20	12:33	--	--	--	--	--

2011-12 (ABBOTSFORD HEAT)																		
							SKATER STATS							GOALIE STATS				
Name	Pos	Debut Date	Age	H/A	Score	W/L	G	A	P	PIM	+/-	SHFT	TOI	GW	GA	SA	SV	SV%
Leland Irving	G	12/16/11 @ FLA	23-249	A	2-3	SOL	--	--	--	--	--	--	64:58	--	2	41	39	0.951
Akim Aliu	LW	4/5/12 v VAN	22-347	H	3-2	W	0	1	1	2	1	15	10:34	--	--	--	--	--

2010-11 (ABBOTSFORD HEAT)																		
							SKATER STATS							GOALIE STATS				
Name	Pos	Debut Date	Age	H/A	Score	W/L	G	A	P	PIM	+/-	SHFT	TOI	GW	GA	SA	SV	SV%
Lance Bouma	LW	2/5/11 v LA	20-317	H	3-4	SOL	0	0	0	0	0	7	4:34	--	--	--	--	--
Greg Nemisz	C	3/23/11 @ SJ	20-291	A	3-6	L	0	0	0	0	-2	11	6:38	--	--	--	--	--

2009-10 (ABBOTSFORD HEAT) NO DEBUTS



ALL-TIME NHL DEBUT LIST

CONFIRMED DEBUTS (CONTINUED)

2008-09 (QUAD CITY FLAMES)

Name	Pos	Debut Date	Age	H/A	Score	W/L	SKATER STATS							GOALIE STATS				
							G	A	P	PIM	+/-	SHFT	TOI	GW	GA	SA	SV	SV%
Warren Peters	C	12/7/08 @ NYR	26-150	A	3-0	W	0	0	0	0	0	9	5:08	--	--	--	--	--
Brett Sutter	C	12/23/08 v ANA	21-204	H	4-3	W	1	0	1	0	0	17	11:45	--	--	--	--	--
David Van Der Gulik	RW	2/27/09 v MIN	25-313	H	4-1	W	0	0	0	0	0	13	9:19	--	--	--	--	--
Kris Chucko	RW	3/5/09 @ PHI	22-357	A	5-1	W	0	0	0	2	0	12	6:39	--	--	--	--	--
Matt Pelech	RW	4/3/09 @ MIN	21-211	A	0-4	L	0	0	0	0	-2	28	17:49	--	--	--	--	--

2007-08 (QUAD CITY FLAMES)

Name	Pos	Debut Date	Age	H/A	Score	W/L	SKATER STATS							GOALIE STATS				
							G	A	P	PIM	+/-	SHFT	TOI	GW	GA	SA	SV	SV%
Matt Keetley	G	11/5/07 @ COL	21-192	A	1-4	L	--	--	--	--	--	--	9:22	--	0	2	2	1.000
Tim Ramholt	D	11/29/07 v ANA	23-027	H	1-4	L	0	0	0	0	-1	2	0:45	--	--	--	--	--

2006-07 (OMAHA AK-SAR-BEN KNIGHTS)

Name	Pos	Debut Date	Age	H/A	Score	W/L	SKATER STATS							GOALIE STATS				
							G	A	P	PIM	+/-	SHFT	TOI	GW	GA	SA	SV	SV%
Dustin Boyd	C	11/1/06 @ DET	20-108	A	2-3	L	0	0	0	0	-2	19	13:19	--	--	--	--	--
Brandon Prust	LW	11/1/06 @ DET	22-230	A	2-3	L	0	0	0	0	0	13	8:15	--	--	--	--	--
Tomi Maki	RW	12/12/06 v MIN	23-115	H	5-2	W	0	0	0	0	0	18	10:56	--	--	--	--	--
David Moss	RW	12/19/06 @ LA	24-356	A	5-3	W	1	0	1	0	1	20	11:31	1	--	--	--	--

2005-06 (OMAHA AK-SAR-BEN KNIGHTS)

Name	Pos	Debut Date	Age	H/A	Score	W/L	SKATER STATS							GOALIE STATS				
							G	A	P	PIM	+/-	SHFT	TOI	GW	GA	SA	SV	SV%
Eric Nystrom	LW	10/10/05 @ COL	22-238	A	3-7	L	0	0	0	0	-1	21	14:18	--	--	--	--	--
Richie Regehr	D	12/29/05 v MIN	22-346	H	4-2	W	0	1	1	0	2	21	12:38	--	--	--	--	--
Mark Giordano	D	1/30/06 @ STL	22-119	A	2-3	SOL	0	0	0	2	1	18	14:01	--	--	--	--	--
Carsen Gernym	LW	4/1/06 @ EDM	24-038	A	4-1	W	0	0	0	0	-1	11	8:01	--	--	--	--	--

2002-03 (SAINT JOHN FLAMES)

Name	Pos	Debut Date	Age	H/A	Score	W/L	SKATER STATS							GOALIE STATS				
							G	A	P	PIM	+/-	SHFT	TOI	GW	GA	SA	SV	SV%
Rick Mrozik	D	4/4/03 v LA	28-092	H	2-1	W	0	0	0	0	0	18	11:02	--	--	--	--	--

2001-02 (SAINT JOHN FLAMES)

Name	Pos	Debut Date	Age	H/A	Score	W/L	SKATER STATS							GOALIE STATS				
							G	A	P	PIM	+/-	SHFT	TOI	GW	GA	SA	SV	SV%
Jukka Hentunen	RW	10/13/01 @ DAL	27-163	A	4-3	W	0	0	0	0	-1	16	9:49	--	--	--	--	--
Steve Montador	D	11/23/01 @ BUF	21-337	A	2-5	L	0	1	1	5	0	19	14:48	--	--	--	--	--
Blair Betts	C	4/4/02 v MIN	22-047	H	4-3	W	1	0	1	0	1	12	6:38	1	--	--	--	--
Micki DuPont	D	4/12/02 @ EDM	21-362	A	2-0	W	0	0	0	0	0	13	7:24	--	--	--	--	--



ALL-TIME NHL DEBUT LIST

CONFIRMED DEBUTS (CONTINUED)

2000-01 (SAINT JOHN FLAMES)

Name	Pos	Debut Date	Age	H/A	Score	W/L	SKATER STATS							GOALIE STATS				
							G	A	P	PIM	+/-	SHFT	TOI	GW	GA	SA	SV	SV%
Daniel Tkaczuk	C	11/24/00 v MDA	21-167	H	2-2	T	0	0	0	0	1	25	13:28	--	--	--	--	--

1999-00 (SAINT JOHN FLAMES)

Name	Pos	Debut Date	Age	H/A	Score	W/L	SKATER STATS							GOALIE STATS				
							G	A	P	PIM	+/-	SHFT	TOI	GW	GA	SA	SV	SV%
Robyn Regehr	D	10/28/99 @ OTT	19-192	A	4-3	W	0	0	0	0	1	14	14:06	--	--	--	--	--
Darrel Scoville	D	11/10/99 v SJ	24-028	H	4-3	W	0	0	0	0	0	13	9:35	--	--	--	--	--
Chris Clark	RW	1/12/00 v DAL	23-310	H	2-1	W	0	0	0	0	-1	14	9:21	--	--	--	--	--
Jeff Cowan	LW	2/25/00 v PHX	23-151	H	3-3	T	0	0	0	0	0	16	13:02	--	--	--	--	--

1998-99 (SAINT JOHN FLAMES) NO DEBUTS

1997-98 (SAINT JOHN FLAMES)

Name	Pos	Debut Date	Age	H/A	Score	W/L	SKATER STATS							GOALIE STATS				
							G	A	P	PIM	+/-	SHFT	TOI	GW	GA	SA	SV	SV%
Denis Gauthier	D	10/9/97 v NYR	21-008	H	1-1	T	0	0	0	2	0	17	--	--	--	--	--	--
Erik Andersson	LW	10/17/97 v COL	26-059	H	6-5	W	0	0	0	0	0	18	--	--	--	--	--	--
Tyler Moss	G	10/28/97 v PIT	22-121	H	6-3	W	--	--	--	--	--	60:00	--	3	29	26	0.897	
Eric Landry	C	11/15/97 @ EDM	22-299	A	2-2	T	0	0	0	0	-1	14	--	--	--	--	--	--
Rocky Thompson	RW	1/28/98 @ MDA	20-173	A	5-2	W	0	0	0	10	0	9	--	--	--	--	--	--
Travis Brigley	LW	4/11/98 v EDM	20-299	H	4-5	L	0	0	0	2	0	15	--	--	--	--	--	--

1996-97 (SAINT JOHN FLAMES)

Name	Pos	Debut Date	Age	H/A	Score	W/L	SKATER STATS							GOALIE STATS				
							G	A	P	PIM	+/-	SHFT	TOI	GW	GA	SA	SV	SV%
Dwayne Roloson	G	11/13/96 @ DAL	27-032	A	3-3	T	--	--	--	--	--	--	65:00	--	3	38	35	0.921
Sami Helenius	D	12/14/96 v COL	22-327	H	4-1	W	0	0	0	0	0	--	--	--	--	--	--	--
Dale McTavish	C	12/31/96 v SJ	24-307	H	5-1	L	0	1	1	0	1	--	--	--	--	--	--	--

1995-96 (SAINT JOHN FLAMES)

Name	Pos	Debut Date	Age	H/A	Score	W/L	SKATER STATS							GOALIE STATS				
							G	A	P	PIM	+/-	SHFT	TOI	GW	GA	SA	SV	SV%
Pavel Torgayev	C	10/25/95 v COL	29-273	H	2-3	L	0	1	1	0	1	--	--	--	--	--	--	--
Ladislav Kohn	RW	10/25/95 v COL	20-235	H	2-3	L	1	0	1	0	1	--	--	--	--	--	--	--
Niklas Sundblad	RW	11/26/95 v CHI	22-327	H	2-2	T	0	0	0	0	0	--	--	--	--	--	--	--

1994-95 (SAINT JOHN FLAMES)

Name	Pos	Debut Date	Age	H/A	Score	W/L	SKATER STATS							GOALIE STATS				
							G	A	P	PIM	+/-	SHFT	TOI	GW	GA	SA	SV	SV%
Joel Bouchard	D	2/13/95 @ STL	21-021	A	2-4	L	0	0	0	0	0	--	--	--	--	--	--	--
Scott Morrow	LW	2/13/95 @ STL	25-240	A	2-4	L	0	0	0	0	0	--	--	--	--	--	--	--
Cory Stillman	C	2/6/95 v WIN	21-048	H	4-5	L	0	1	1	0	0	--	--	--	--	--	--	--



ALL-TIME NHL DEBUT LIST

CONFIRMED DEBUTS (CONTINUED)

1993-94 (SAINT JOHN FLAMES)																		
Name	Pos	Debut Date	Age	H/A	Score	W/L	SKATER STATS							GOALIE STATS				
							G	A	P	PIM	+/-	SHFT	TOI	GW	GA	SA	SV	SV%
Jason Muzzatti	G	10/16/93 @ LA	23-255	A	4-8	L	--	--	--	--	--	--	60:00	--	8	27	35	0.771
Kevin Wortman	D	11/9/93 v LA	24-260	H	3-2	W	0	0	0	0	2	--	--	--	--	--	--	--
David Struch	C	1/5/94 @ NYR	22-328	A	4-1	W	0	0	0	0	0	--	--	--	--	--	--	--

1992-93 (UTICA DEVILS)																		
Name	Pos	Debut Date	Age	H/A	Score	W/L	SKATER STATS							GOALIE STATS				
							G	A	P	PIM	+/-	SHFT	TOI	GW	GA	SA	SV	SV%
David Emma	RW	11/20/92 v PIT	23-312	H	1-4	L	0	0	0	0	0	--	--	--	--	--	--	--
Scott Pellerin	LW	12/6/92 @ BUF	22-332	A	7-3	W	1	1	2	0	2	--	--	--	--	--	--	--
Brian Sullivan	RW	2/19/93 v BUF	23-302	H	3-3	T	0	1	1	0	1	--	--	--	--	--	--	--
Ben Hankinson	RW	3/20/93 v QUE	23-323	H	5-1	L	0	0	0	0	-2	--	--	--	--	--	--	--

1991-92 (UTICA DEVILS)																		
Name	Pos	Debut Date	Age	H/A	Score	W/L	SKATER STATS							GOALIE STATS				
							G	A	P	PIM	+/-	SHFT	TOI	GW	GA	SA	SV	SV%
Valeri Zelepukin	LW	12/19/91 @ HAR	23-093	A	4-1	W	0	0	0	0	-1	--	--	--	--	--	--	--
Alexander Semak	C	1/12/92 v LA	25-335	H	5-2	W	0	0	0	0	-1	--	--	--	--	--	--	--
Jeff Christian	LW	1/25/92 v DET	21-179	H	0-7	L	0	0	0	2	0	--	--	--	--	--	--	--
Bill Guerin	RW	2/20/92 @ CHI	21-103	A	4-4	T	0	0	0	2	0	--	--	--	--	--	--	--
Chad Erickson	G	3/22/92 @ NYR	21-214	A	3-6	L	--	--	--	--	--	--	60:00	--	6	34	28	0.824
Jim Dowd	C	3/26/92 v BOS	23-092	H	4-2	W	0	0	0	0	0	--	--	--	--	--	--	--

1990-91 (UTICA DEVILS)																		
Name	Pos	Debut Date	Age	H/A	Score	W/L	SKATER STATS							GOALIE STATS				
							G	A	P	PIM	+/-	SHFT	TOI	GW	GA	SA	SV	SV%
Jarrod Skalde	C	10/7/90 @ PIT	19-223	A	4-7	L	0	1	1	0	0	--	--	--	--	--	--	--
Myles O'Connor	D	11/18/90 @ PHI	23-230	A	4-1	W	0	0	0	6	0	--	--	--	--	--	--	--
Jeff Madill	RW	1/12/91 v EDM	25-205	H	4-5	L	1	0	1	2	0	--	--	--	--	--	--	--

1989-90 (UTICA DEVILS)																		
Name	Pos	Debut Date	Age	H/A	Score	W/L	SKATER STATS							GOALIE STATS				
							G	A	P	PIM	+/-	SHFT	TOI	GW	GA	SA	SV	SV%
Alexei Kasatonov	D	1/4/90 v LA	30-082	H	4-2	W	0	0	0	0	1	--	--	--	--	--	--	--

1988-89 (UTICA DEVILS)																		
Name	Pos	Debut Date	Age	H/A	Score	W/L	SKATER STATS							GOALIE STATS				
							G	A	P	PIM	+/-	SHFT	TOI	GW	GA	SA	SV	SV%
Jamie Huscroft	D	11/17/88 v CGY	21-313	H	5-3	L	0	0	0	9	1	--	--	--	--	--	--	--
Paul Ysebaert	LW	11/23/88 @ CGY	22-192	A	2-3	L	0	0	0	0	1	--	--	--	--	--	--	--
Janne Ojanen	C	12/27/88 v NYR	20-262	H	5-7	L	0	1	1	0	-1	--	--	--	--	--	--	--
Eric Weinrich	D	1/23/89 v MNS	22-035	H	2-7	L	0	0	0	0	-1	--	--	--	--	--	--	--
Kevin Todd	C	3/14/89 v CGY	20-314	H	1-5	L	0	0	0	0	-1	--	--	--	--	--	--	--



ALL-TIME NHL DEBUT LIST

CONFIRMED DEBUTS (CONTINUED)

1987-88 (UTICA DEVILS)																		
							SKATER STATS							GOALIE STATS				
Name	Pos	Debut Date	Age	H/A	Score	W/L	G	A	P	PIM	+/-	SHFT	TOI	GW	GA	SA	SV	SV%
Troy Crowder	RW	5/6/88 v BOS	20-003	H	1-6	L	0	0	0	12	-2	--	--	--	--	--	--	--

1977-87 (MAINE MARINERS)																		
							SKATER STATS							GOALIE STATS				
Name	Pos	Debut Date	Age	H/A	Score	W/L	G	A	P	PIM	+/-	SHFT	TOI	GW	GA	SA	SV	SV%
Rick St. Croix	G	2/16/78 v MNS	23-044	H	2-4	L	--	--	--	--	--	--	60:00	--	4	23	19	0.826
Jim Cunningham	LW	2/28/78 @ BOS	21-197	A	4-4	T	0	0	0	4	1	--	--	--	--	--	--	--
Pete Peeters	G	12/17/78 v STL	21-138	H	4-1	W	--	--	--	--	--	--	60:00	--	1	17	16	0.941
Robbie Moore	G	3/6/79 v COL Rock	24-307	H	5-0	W	--	--	--	--	--	--	60:00	--	0	22	22	1.000



ALL-TIME CALL-UPS & NHL DEBUT FACT SHEET (MOST RECENT LISTED)

ALL-TIME CALL-UPS/DEBUTS - TEAM

MOST TEAM CALL-UPS, SEASON: 17
2013-14 ABBOTSFORD HEAT

LEAST TEAM CALL-UPS, SEASON: 2 (2X)
1982-83 MAINE MARINERS

MOST DEBUTS, SEASON: 7
2013-14 ABBOTSFORD HEAT

LEAST DEBUTS, SEASON: 0 (2X)
2009-10 ABBOTSFORD HEAT

MOST GAMES PLAYED BY CALL-UPS, SEASON: 331
1999-00 SAINT JOHN FLAMES

LEAST GAMES PLAYED BY CALL-UPS: 51
1994-95 SAINT JOHN FLAMES

ALL-TIME NHL DEBUTS - SKATER

YOUNGEST DEBUT: D ROBYN REGEHR
19 YEARS, 192 DAYS

OLDEST DEBUT: D ALEXEI KASATONOV
30 YEARS 82 DAYS

MOST GOALS IN DEBUT: 1 (8X)
F JOSH JOORIS, 10/17/14 @ CBJ

MOST ASSISTS IN DEBUT: 1 (12X)
D MARK CUNDARI, 4/21/13 @ MIN

MOST POINTS IN DEBUT: 2 (2X)
D MARK CUNDARI, 4/21/13 @ MIN

MOST PENALTY MINUTES IN DEBUT: 12
F TROY CROWDER, 5/6/88 VS BOS

MOST TIME ON ICE IN DEBUT: 24 MINUTES 54 SECONDS
D MARK CUNDARI, 4/21/13 @ MIN

GAME-WINNING GOAL IN DEBUT: 1 (2X)
F DAVID MOSS, 12/19/06 @ LA

ALL-TIME NHL DEBUTS - GOALTENDER

YOUNGEST DEBUT: G PETE PEETERS
21 YEARS 138 DAYS

OLDEST DEBUT: G DWAYNE ROLOSON
27 YEARS 32 DAYS

MOST SHOTS AGAINST IN DEBUT: 44
G RETO BERRA, 11/3/13 @ CHI

MOST SAVES IN DEBUT: 42
G RETO BERRA, 11/3/13 @ CHI

SHUTOUT IN DEBUT: 22 SAVES
G ROBBIE MOORE, 3/6/79 VS. COL

MOST GOALS AGAINST IN DEBUT: 8
G JASON MUZZATTI, 10/16/93 @ LA

TOTAL WIN-LOSS-TIE RECORD IN DEBUTS:
4-5-2

MOST RECENT WIN IN DEBUT:
G RETO BERRA, 11/3/13 @ CHI (3-2 FINAL)



FRANCHISE YEAR-BY-YEAR RECORD

YEAR	TEAM	LEAGUE	GP	W	L	T/ OTL/ SOL	POINTS	WIN %	GF	GA	GOAL DIFF	PIM	AVG. ATT.	RESULT	DIVISION RECORD	COACH
1977-78	Maine	AHL	80	43	28	9	95	0.594	305	256	49	1371	4632	Won Championship	1 of 4 (Northern Div)	Bob McCammon
1978-79	Maine	AHL	80	45	22	13	103	0.644	350	252	98	2332	5162	Won Championship	1 of 4 (Northern Div)	Pat Quinn / McCammon
1979-80	Maine	AHL	80	41	28	11	93	0.581	307	266	41	1648	5416	Lost in Round 2	3 of 5 (Northern Div)	Bob McCammon
1980-81	Maine	AHL	80	45	28	7	97	0.606	319	292	27	2179	5239	Lost in Finals	1 of 4 (Northern Div)	Bob McCammon
1981-82	Maine	AHL	80	47	26	7	101	0.631	325	272	53	2203	5001	Lost in Round 1	2 of 5 (Northern Div)	McCammon / Paddock / Melynk
1982-83	Maine	AHL	80	39	33	8	86	0.538	342	309	33	1936	4879	Lost in Finals	3 of 6 (Northern Div)	Tom McVie
1983-84	Maine	AHL	80	33	36	11	77	0.481	310	312	-2	2161	4231	Won Championship	3 of 6 (Northern Div)	Tom McVie / Paddock
1984-85	Maine	AHL	80	38	32	10	86	0.538	296	266	30	1736	4188	Lost in Round 2	1 of 6 (Northern Div)	Tom McVie / Paddock
1985-86	Maine	AHL	80	40	31	9	89	0.556	274	285	-11	1680	3952	Lost in Round 1	2 of 6 (Northern Div)	Tom McVie
1986-87	Maine	AHL	80	35	40	5	75	0.469	272	298	-26	1507	3361	Out of Playoffs	5 of 6 (Northern Div)	Tom McVie
1987-88	Utica	AHL	80	34	33	13	81	0.506	318	307	11	2109	2390	Out of Playoffs	5 of 7 (Southern Div)	Tom McVie
1988-89	Utica	AHL	80	37	34	9	83	0.519	309	295	14	1454	2557	Lost in Round 1	3 of 7 (Southern Div)	Tom McVie
1989-90	Utica	AHL	80	44	32	4	92	0.575	354	315	39	1747	2708	Lost in Round 1	4 of 7 (Southern Div)	Tom McVie
1990-91	Utica	AHL	80	36	42	2	74	0.463	325	346	-21	2201	2587	Out of Playoffs	6 of 8 (Southern Div)	Tom McVie / Tim Burke
1991-92	Utica	AHL	80	34	40	6	74	0.463	268	313	-45	2323	2584	Lost in Round 1	4 of 5 (Southern Div)	Herb Brooks
1992-93	Utica	AHL	80	33	36	11	77	0.481	325	354	-29	1941	2728	Lost in Round 1	3 of 6 (Southern Div)	Robbie Ftorek
1993-94	Saint John	AHL	80	37	33	10	84	0.525	304	305	-1	2000	5205	Lost in Round 1	2 of 6 (Atlantic Div)	Bob Francis
1994-95	Saint John	AHL	80	27	40	13	67	0.419	250	286	-36	2343	5824	Lost in Round 1	4 of 5 (Atlantic Div)	Bob Francis
1995-96	Saint John	AHL	80	35	30	15	85	0.531	272	264	8	2511	5596	Lost in Round 3	2 of 5 (Atlantic Div)	Paul Baxter
1996-97	Saint John	AHL	80	28	36	16	72	0.450	237	269	-32	2256	5305	Lost in Round 1	2 of 4 (Atlantic Div)	Paul Baxter
1997-98	Saint John	AHL	80	43	24	13	99	0.619	231	201	30	2200	4806	Lost in Finals	1 of 4 (Atlantic Div)	Bill Stewart
1998-99	Saint John	AHL	80	31	40	9	71	0.444	238	296	-58	2217	4364	Lost in Round 2	4 of 5 (Atlantic Div)	Rick Vaive
1999-00	Saint John	AHL	80	32	32	16	80	0.500	267	283	-16	2257	4116	Lost in Round 1	2 of 4 (Atlantic Div)	Rick Vaive
2000-01	Saint John	AHL	80	44	24	12	100	0.625	269	210	59	1931	3763	Won Championship	1 of 4 (Atlantic Div)	Jim Playfair
2001-02	Saint John	AHL	80	29	34	17	75	0.469	182	202	-20	1347	5085	Out of Playoffs	5 of 5 (AHLCA Div)	Jim Playfair
2002-03	Saint John	AHL	80	32	41	7	71	0.444	203	223	-20	1704	3938	Out of Playoffs	4 of 4 (Canadian Div)	Jim Playfair / Ron Wilson
2005-06	Omaha	AHL	80	35	31	14	84	0.525	206	221	-15	1801	3271	Out of Playoffs	6 of 7 (West Div)	Ryan McGill
2006-07	Omaha	AHL	80	49	25	6	104	0.650	214	189	25	1600	3543	Lost in Round 1	1 of 7 (West Div)	Ryan McGill
2007-08	Quad City	AHL	80	38	32	10	86	0.538	203	214	-11	1581	3523	Out of Playoffs	6 of 8 (West Div)	Ryan McGill
2008-09	Quad City	AHL	80	36	31	13	85	0.531	212	216	-4	1417	3035	Out of Playoffs	5 of 8 (West Div)	Ryan McGill
2009-10	Abbotsford	AHL	80	39	29	12	90	0.563	217	231	-14	1796	3897	Lost in Round 2	3 of 7 (North Div)	Jim Playfair
2010-11	Abbotsford	AHL	80	38	32	10	86	0.538	186	212	-26	1294	3807	Out of Playoffs	4 of 7 (North Div)	Jim Playfair
2011-12	Abbotsford	AHL	76	42	26	8	92	0.605	200	201	-1	1251	3545	Lost in Round 2	2 of 5 (West Div)	Troy Ward
2012-13	Abbotsford	AHL	76	34	32	10	78	0.513	171	198	-27	1070	3778	Out of Playoffs	4 of 5 (North Div)	Troy Ward
2013-14	Abbotsford	AHL	76	43	25	8	94	0.618	237	215	22	966	3007	Lost in Round 1	2 of 5 (West Div)	Troy Ward
2014-15	Adirondack	AHL	76	35	33	8	78	0.513	233	240	-7	1396	3642	Out of Playoffs	4 of 5 (North Div)	Ryan Huska



YEAR-BY-YEAR LEADERS SKATERS - FRANCHISE

ADIRONDACK (2014-15)				
CATEGORY	LEADER(S)	STAT	SECOND	STAT
GOALS	David Wolf	20	Emile Poirier & Garnet Hathaway	19
ASSISTS	Kenneth Agostino	28	Max Reinhart	24
POINTS	Kenneth Agostino	43	Emile Poirier	42
PENALTY MINUTES	David Wolf	168	Mathieu Tousignant	136

ABBOTSFORD (2013-14)				
CATEGORY	LEADER(S)	STAT	SECOND	STAT
GOALS	Ben Street	28	Markus Granlund	25
ASSISTS	Max Reinhart	42	Chad Billins & Ben Street	32
POINTS	Max Reinhart	63	Ben Street	60
PENALTY MINUTES	Josh Jooris	67	Shane O'Brien	58

ABBOTSFORD (2012-13)				
CATEGORY	LEADER(S)	STAT	SECOND	STAT
GOALS	Krys Kolanos	18	Roman Horak	16
ASSISTS	Ben Walter	34	Krys Kolanos & Ben Street	22
POINTS	Ben Walter	49	Krys Kolanos	40
PENALTY MINUTES	Zack McKelvie	112	Akim Aliu	111

ABBOTSFORD (2011-12)				
CATEGORY	LEADER(S)	STAT	SECOND	STAT
GOALS	Krys Kolanos	30	Ben Walter	19
ASSISTS	Ben Walter	40	Krys Kolanos	31
POINTS	Krys Kolanos	61	Ben Walter	59
PENALTY MINUTES	Pierre-Luc Letourneau-Leblond	167	Guillaume Desbiens	114

ABBOTSFORD (2010-11)				
CATEGORY	LEADER(S)	STAT	SECOND	STAT
GOALS	Matt Keith	20	Cam Cunning & Greg Nemisz	14
ASSISTS	T. J. Brodie	29	Jon Rheault	22
POINTS	Matt Keith	35	TJ. Brodie & Jon Rheault	34
PENALTY MINUTES	Matt Pelech	198	John Armstrong	91



YEAR-BY-YEAR LEADERS SKATERS - FRANCHISE (CONTINUED)

ABBOTSFORD (2009-10)				
CATEGORY	LEADER(S)	STAT	SECOND	STAT
GOALS	Jason Jaffray	25	Cam Cunning	19
ASSISTS	Jason Jaffray	29	David Van Der Gulik	40
POINTS	Jason Jaffray	54	David Van Der Gulik	40
PENALTY MINUTES	J.D. Watt	267	Garth Murray	169

QUAD CITY (2008-09)				
CATEGORY	LEADER(S)	STAT	SECOND	STAT
GOALS	Kyle Greentree	39	Kris Chucko	28
ASSISTS	Carsen Germyn	47	Anders Eriksson	45
POINTS	Kyle Greentree	76	Carsen Germyn	60
PENALTY MINUTES	Pete Vandermeer	185	J.D. Watt	146

QUAD CITY (2007-08)				
CATEGORY	LEADER(S)	STAT	SECOND	STAT
GOALS	Grant Stevenson & Krys Kolanos	30	Carsen Germyn & David Van Der Gulik	19
ASSISTS	Grant Stevenson	43	Krys Kolanos	33
POINTS	Grant Stevenson	73	Krys Kolanos	63
PENALTY MINUTES	Brandon Prust	248	Matt Pelech	141

OMAHA (2006-07)				
CATEGORY	LEADER(S)	STAT	SECOND	STAT
GOALS	Carsen Germyn	28	Dustin Boyd	27
ASSISTS	Andrei Taratukhin	43	Dustin Boyd	33
POINTS	Andrei Taratukhin & Carsen Germyn & Dustin Boyd	60	David Van Der Gulik	43
PENALTY MINUTES	Brandon Prust	211	Brad Ference	210

OMAHA (2005-06)				
CATEGORY	LEADER(S)	STAT	SECOND	STAT
GOALS	Carsen Germyn	24	David Moss	21
ASSISTS	Mark Giordano	42	Carsen Germyn	31
POINTS	Mark Giordano	58	Carsen Germyn	55
PENALTY MINUTES	Brandon Prust	294	Cam Severson	146



YEAR-BY-YEAR LEADERS SKATERS - FRANCHISE (CONTINUED)

SAINT JOHN (2002-03)				
CATEGORY	LEADER(S)	STAT	SECOND	STAT
GOALS	Robert Dome	27	Matthew Lombardi	25
ASSISTS	Jason Morgan	40	Robert Dome	29
POINTS	Robert Dome	56	Jason Morgan	53
PENALTY MINUTES	Darcy Verot	299	Jan Vodrazka	169

SAINT JOHN (2001-02)				
CATEGORY	LEADER(S)	STAT	SECOND	STAT
GOALS	Jason Botterill & Ryan Christie	21	Blair Betts	20
ASSISTS	Micki DuPont	33	Blair Betts	29
POINTS	Blair Betts	49	Jason Botterill	42
PENALTY MINUTES	Jason Botterill	121	Steve Montador	107

SAINT JOHN (2000-01)				
CATEGORY	LEADER(S)	STAT	SECOND	STAT
GOALS	David Roche	32	Marty Murray	24
ASSISTS	Marty Murray	52	Derrick Walser & Benoit Gratton	36
POINTS	Marty Murray	76	David Roche	58
PENALTY MINUTES	David Roche	179	Doug Doull	167

SAINT JOHN (1999-00)				
CATEGORY	LEADER(S)	STAT	SECOND	STAT
GOALS	Rico Fata	29	Daniel Tkaczuk	25
ASSISTS	Benoit Gratton	49	Daniel Tkaczuk	41
POINTS	Benoit Gratton & Daniel Tkaczuk	66	Rico Fata	58
PENALTY MINUTES	Matt O'Dette	177	Benoit Gratton	137

SAINT JOHN (1998-99)				
CATEGORY	LEADER(S)	STAT	SECOND	STAT
GOALS	Marty St. Louis	28	Hnat Domenichelli	25
ASSISTS	Travis Brigley	35	Marty St. Louis	34
POINTS	Marty St. Louis	62	Sergei Varlamov	57
PENALTY MINUTES	Eric Landry (1975)	158	Steve Begin	156



YEAR-BY-YEAR LEADERS SKATERS - FRANCHISE (CONTINUED)

SAINT JOHN (1997-98)				
CATEGORY	LEADER(S)	STAT	SECOND	STAT
GOALS	Hnat Domenichelli	33	Ladislav Kohn	25
ASSISTS	Ladislav Kohn	31	Jim Dowd & Marty Murray	30
POINTS	Ladislav Kohn	56	Hnat Domenichelli	46
PENALTY MINUTES	Eric Landry (1975)	194	Ryan Bast & Rocky Thompson	187

SAINT JOHN (1996-97)				
CATEGORY	LEADER(S)	STAT	SECOND	STAT
GOALS	Jarrold Skalde	32	Ladislav Kohn	28
ASSISTS	Marty Murray	39	Jarrold Skalde	36
POINTS	Jarrold Skalde	68	Marty Murray	58
PENALTY MINUTES	Paxton Schulte	274	Sami Helenius	218

SAINT JOHN (1995-96)				
CATEGORY	LEADER(S)	STAT	SECOND	STAT
GOALS	Ladislav Kohn	28	Jarrold Skalde	27
ASSISTS	Ladislav Kohn	45	Jarrold Skalde	40
POINTS	Ladislav Kohn	73	Jarrold Skalde	67
PENALTY MINUTES	Todd Simpson	277	Sami Helenius	231

SAINT JOHN (1994-95)				
CATEGORY	LEADER(S)	STAT	SECOND	STAT
GOALS	Mark Greig	31	Cory Stillman	28
ASSISTS	Cory Stillman	53	Mark Greig	50
POINTS	Cory Stillman & Mark Greig	81	Neil Eisenhunt	55
PENALTY MINUTES	Barry Nieckar	491	Todd Simpson	321

SAINT JOHN (1993-94)				
CATEGORY	LEADER(S)	STAT	SECOND	STAT
GOALS	Cory Stillman	35	Mark Freer	33
ASSISTS	Mark Freer	53	Cory Stillman	48
POINTS	Mark Freer	86	Cory Stillman	83
PENALTY MINUTES	Mike Stevens	239	Alex Nikolic	285



YEAR-BY-YEAR LEADERS SKATERS - FRANCHISE (CONTINUED)

UTICA (1992-93)				
CATEGORY	LEADER(S)	STAT	SECOND	STAT
GOALS	Ben Hankinson	35	Brian Sullivan	30
ASSISTS	Jim Dowd	45	Jason Miller	42
POINTS	Jim Dowd	72	Jason Miller	70
PENALTY MINUTES	Dean Malkoc	255	Matt Ruchty	253

UTICA (1991-92)				
CATEGORY	LEADER(S)	STAT	SECOND	STAT
GOALS	Jeff Christian	27	Jason Miller & Brian Sullivan	23
ASSISTS	Jim Dowd	42	Myles O'Connor	39
POINTS	Jim Dowd	59	Jason Miller	55
PENALTY MINUTES	Dean Malkoc	274	Matt Ruchty	250

UTICA (1990-91)				
CATEGORY	LEADER(S)	STAT	SECOND	STAT
GOALS	Jeff Madill	42	Kevin Todd	37
ASSISTS	Kevin Todd	81	Neil Brady	63
POINTS	Kevin Todd	118	Neil Brady	96
PENALTY MINUTES	Bill Huard	359	Jamie Huscroft	339

UTICA (1989-90)				
CATEGORY	LEADER(S)	STAT	SECOND	STAT
GOALS	Paul Ysebaert	53	Jeff Madill	43
ASSISTS	Paul Ysebaert & Claude Vilgrain	52	Eric Weinrich	48
POINTS	Paul Ysebaert	105	Claude Vilgrain	89
PENALTY MINUTES	Jeff Madill	233	Dave Marcinyshyn	164

UTICA (1988-89)				
CATEGORY	LEADER(S)	STAT	SECOND	STAT
GOALS	Paul Ysebaert	36	Chris Cichocki	32
ASSISTS	Kevin Todd	45	Paul Ysebaert	44
POINTS	Paul Ysebaert	80	Kevin Todd	71
PENALTY MINUTES	Jeff Madill	225	Jamie Huscroft	215



YEAR-BY-YEAR LEADERS SKATERS - FRANCHISE (CONTINUED)

UTICA (1987-88)				
CATEGORY	LEADER(S)	STAT	SECOND	STAT
GOALS	Tim Lenardon	38	Chris Cichocki	36
ASSISTS	Tim Lenardon & Murray Brumwell	53	Paul Ysebaert	49
POINTS	Tim Lenardon	91	Paul Ysebaert	79
PENALTY MINUTES	Jamie Huscroft	316	Alan Hepple	213

MAINE (1986-87)				
CATEGORY	LEADER(S)	STAT	SECOND	STAT
GOALS	Rich Chernomax	35	Larry Floyd	30
ASSISTS	Larry Floyd	44	Steve Tsujiura	41
POINTS	Larry Floyd	74	Steve Tsujiura	65
PENALTY MINUTES	Archie Henderson	246	Alan Stewart	143

MAINE (1985-86)				
CATEGORY	LEADER(S)	STAT	SECOND	STAT
GOALS	Bud Stefanski	32	Steve Tsujiura	31
ASSISTS	Larry Floyd	87	Steve Tsujiura	55
POINTS	Larry Floyd	87	Steve Tsujiura	86
PENALTY MINUTES	Mitch Wilson	217	Alan Stewart	181

MAINE (1984-85)				
CATEGORY	LEADER(S)	STAT	SECOND	STAT
GOALS	Glenn Merkosky	38	Gary McAdam	32
ASSISTS	Larry Floyd	51	Glenn Merkosky & Steve Tsujiura	38
POINTS	Larry Floyd	87	Glenn Merkosky	76
PENALTY MINUTES	Alan Stewart	241	Mitch Wilson	220

MAINE (1983-84)				
CATEGORY	LEADER(S)	STAT	SECOND	STAT
GOALS	Larry Floyd	37	Glenn Merkosky	28
ASSISTS	Larry Floyd	49	Mike Hordy	41
POINTS	Larry Floyd	86	Paul Evans	59
PENALTY MINUTES	Mitch Wilson	349	Roy Sommer	202



YEAR-BY-YEAR LEADERS SKATERS - FRANCHISE (CONTINUED)

MAINE (1982-83)				
CATEGORY	LEADER(S)	STAT	SECOND	STAT
GOALS	Doug Morrison	38	Dave Michayluk	32
ASSISTS	Len Hachborn	55	Andy Brickley	54
POINTS	Len Hachborn & Andy Brickley	83	Dave Michayluk	72
PENALTY MINUTES	Dave Brown	418	Mel Hewitt	271

MAINE (1981-82)				
CATEGORY	LEADER(S)	STAT	SECOND	STAT
GOALS	Gordie Clark	50	Paul Evans	33
ASSISTS	Wayne Schaab	69	Paul Evans	57
POINTS	Gordie Clark	101	Wayne Schaab	96
PENALTY MINUTES	Greg Adams	241	Mike Busniuk	203

MAINE (1980-81)				
CATEGORY	LEADER(S)	STAT	SECOND	STAT
GOALS	Ron Flockhart	33	Don Gillen	30
ASSISTS	Paul Evans	52	Mark Taylor	50
POINTS	Gordie Clark	101	Wayne Schaab	96
PENALTY MINUTES	Greg Adams	241	Mike Busniuk	203

MAINE (1979-80)				
CATEGORY	LEADER(S)	STAT	SECOND	STAT
GOALS	Gordie Clark	47	Gary Morrison	29
ASSISTS	Paul Evans	56	Gordie Clark	43
POINTS	Gordie Clark	90	Paul Evans	77
PENALTY MINUTES	Glen Cochrane	269	Jim Cunningham	181

MAINE (1978-79)				
CATEGORY	LEADER(S)	STAT	SECOND	STAT
GOALS	Wayne Schaab	41	Yves Preston	35
ASSISTS	Bernie Johnston	66	Wayne Schaab	50
POINTS	Bernie Johnston	95	Wayne Schaab	91
PENALTY MINUTES	Glen Cochrane	320	John Paddock	275

MAINE (1977-78)				
CATEGORY	LEADER(S)	STAT	SECOND	STAT
GOALS	Drew Callander	40	Wayne Schaab	34
ASSISTS	Al Hill	59	Blake Dunlop	53
POINTS	Al Hill	91	Drew Callander	82
PENALTY MINUTES	Frank Bathe	159	John Paddock	152



YEAR-BY-YEAR LEADERS DEFENSEMAN - FRANCHISE

ADIRONDACK (2014-15)				
CATEGORY	LEADER(S)	STAT	SECOND	STAT
GOALS	Mark Cundari	7	Sena Acolatse	6
ASSISTS	Mark Cundari & Tyler Wotherspoon	22	Ryan Culkin	17
POINTS	Mark Cundari	29	Tyler Wotherspoon	24
PENALTY MINUTES	Dustin Stevenson	94	John Ramage	81

ABBOTSFORD (2013-14)				
CATEGORY	LEADER(S)	STAT	SECOND	STAT
GOALS	Chad Billins	10	Derek Smith	7
ASSISTS	Chad Billins	32	Derek Smith	17
POINTS	Chad Billins	42	Derek Smith	24
PENALTY MINUTES	Shane O'Brien	58	John Ramage	46

ABBOTSFORD (2012-13)				
CATEGORY	LEADER(S)	STAT	SECOND	STAT
GOALS	Christopher Breen	3	Steve McCarthy & Joe Piskula & Brady Lamb & Mike Matczak	2
ASSISTS	T.J. Brodie	19	Joe Callahan	10
POINTS	T.J. Brodie	20	Steve McCarthy & Joe Piskula & Joe Callahan	10
PENALTY MINUTES	Zach McKelvie*	112	Christopher Breen	55

ABBOTSFORD (2011-12)				
CATEGORY	LEADER(S)	STAT	SECOND	STAT
GOALS	Clay Wilson	16	Brendan Mikkelson & Joe Piskula & Nick Tuzzolino	3
ASSISTS	Clay Wilson	27	Brian Connely & Joe Piskula	15
POINTS	Clay Wilson	43	Joe Piskula	18
PENALTY MINUTES	Jordan Henry	87	Joe Piskula	48

ABBOTSFORD (2010-11)				
CATEGORY	LEADER(S)	STAT	SECOND	STAT
GOALS	T.J. Brodie	5	Keith Seabrook & Christopher Breen	4
ASSISTS	T.J. Brodie	29	Keith Seabrook	16
POINTS	T.J. Brodie	34	Keith Seabrook	20
PENALTY MINUTES	Joe Piskula	73	Gord Baldwin	58

*Team Leader in Statistical Category



YEAR-BY-YEAR LEADERS

DEFENSEMAN - FRANCHISE (CONTINUED)

ABBOTSFORD (2009-10)

CATEGORY	LEADER(S)	STAT	SECOND	STAT
GOALS	Keith Seabrook	10	Staffan Kronwall & John Negrin	5
ASSISTS	Staffan Kronwall	23	Gord Baldwin	20
POINTS	Keith Seabrook & Steffan Kronwall	28	Gord Baldwin	24
PENALTY MINUTES	Gord Baldwin	84	Keith Seabrook	53

QUAD CITY (2008-09)

CATEGORY	LEADER(S)	STAT	SECOND	STAT
GOALS	Brett Palin	5	Ryan Wilson & Anders Eriksson	4
ASSISTS	Anders Eriksson	45	Ryan Wilson	16
POINTS	Anders Eriksson	49	Ryan Wilson	20
PENALTY MINUTES	Brad Brown	96	Anders Eriksson	60

QUAD CITY (2007-08)

CATEGORY	LEADER(S)	STAT	SECOND	STAT
GOALS	Adam Pardy	5	Tim Ramholt & Tim Hambly	4
ASSISTS	Tim Hambly	26	Tim Ramholt	20
POINTS	Tim Hambly	30	Tim Ramholt	24
PENALTY MINUTES	Tim Ramholt	73	Brett Palin	68

OMAHA (2006-07)

CATEGORY	LEADER(S)	STAT	SECOND	STAT
GOALS	Rickie Regehr	5	Chris Lee	4
ASSISTS	Brad FERENCE	23	Tim Hambly	15
POINTS	Brad FERENCE	26	Tim Hambly	18
PENALTY MINUTES	Brad FERENCE	210	Brett Palin	71

OMAHA (2005-06)

CATEGORY	LEADER(S)	STAT	SECOND	STAT
GOALS	Mark Giordano	16	Richie Regehr	7
ASSISTS	Mark Giordano*	42	Richie Regehr	23
POINTS	Mark Giordano*	58	Richie Regehr	30
PENALTY MINUTES	Mark Giordano	141	Steve Bancroft	114



YEAR-BY-YEAR LEADERS

DEFENSEMAN - FRANCHISE (CONTINUED)

SAINT JOHN (2002-03)				
CATEGORY	LEADER(S)	STAT	SECOND	STAT
GOALS	Micki DuPont	12	Mike Mottau	5
ASSISTS	Micki DuPont	21	Mike Martin	18
POINTS	Micki DuPont	33	Mike Martin	20
PENALTY MINUTES	Jan Vodrazka	169	Jayme Filipowicz	106

SAINT JOHN (2001-02)				
CATEGORY	LEADER(S)	STAT	SECOND	STAT
GOALS	Steve Montador	9	Micki DuPont	7
ASSISTS	Micki DuPont	33	Alan Letang	24
POINTS	Micki DuPont	40	Alan Letang	28
PENALTY MINUTES	Steve Montador	107	Jeffrey Sullivan	96

SAINT JOHN (2000-01)				
CATEGORY	LEADER(S)	STAT	SECOND	STAT
GOALS	Derrick Walser	19	Darrel Scoville	15
ASSISTS	Derrick Walser	36	Darrel Scoville	32
POINTS	Derrick Walser	55	Darrel Scoville	47
PENALTY MINUTES	Darrel Scoville	125	Steve Montador	95

SAINT JOHN (1999-00)				
CATEGORY	LEADER(S)	STAT	SECOND	STAT
GOALS	Darrel Scoville	11	Chris St. Croix	5
ASSISTS	Lee SoroChan	37	Darrel Scoville	25
POINTS	Lee SoroChan	41	Darrel Scoville	36
PENALTY MINUTES	Matt O'Dette*	177	Lee SoroChan	124

SAINT JOHN (1998-99)				
CATEGORY	LEADER(S)	STAT	SECOND	STAT
GOALS	David Cooper	18	Eric Charron	10
ASSISTS	Chris O'Sullivan	29	David Cooper	24
POINTS	David Cooper	42	Chris O'Sullivan	36
PENALTY MINUTES	Eric Charron	148	David Cooper	121



YEAR-BY-YEAR LEADERS

DEFENSEMAN - FRANCHISE (CONTINUED)

SAINT JOHN (1997-98)

CATEGORY	LEADER(S)	STAT	SECOND	STAT
GOALS	Eric Charron	8	Denis Gauthier & Keith McCambridge & Chris O'Sullivan	4
ASSISTS	Denis Gauthier & Eric Charron	20	Chris O'Sullivan	10
POINTS	Eric Charron	28	Denis Gauthier	24
PENALTY MINUTES	Ryan Bast	187	Sami Helenius	185

SAINT JOHN (1996-97)

CATEGORY	LEADER(S)	STAT	SECOND	STAT
GOALS	Marc Hussey	6	Sami Helenius	5
ASSISTS	Denis Gauthier	28	Marc Hussey	24
POINTS	Denis Gauthier	31	Marc Hussey	24
PENALTY MINUTES	Sami Helenius	218	Jamie Allison	139

SAINT JOHN (1995-96)

CATEGORY	LEADER(S)	STAT	SECOND	STAT
GOALS	Marc Hussey	10	Joel Bouchard	8
ASSISTS	Joel Bouchard	25	Marc Hussey	21
POINTS	Joel Bouchard	33	Marc Hussey	31
PENALTY MINUTES	Todd Simpson*	277	Sami Helenius	231

SAINT JOHN (1994-95)

CATEGORY	LEADER(S)	STAT	SECOND	STAT
GOALS	Len Esau	13	Bobby Marshall	7
ASSISTS	Francois Groleau	34	Len Esau	27
POINTS	Len Esau & Francois Groleau	40	Joel Bouchard & Bobby Marshall	31
PENALTY MINUTES	Todd Simpson	321	Sami Helenius	217

SAINT JOHN (1993-94)

CATEGORY	LEADER(S)	STAT	SECOND	STAT
GOALS	Kevin Wortman	17	Len Esau	12
ASSISTS	Len Esau	36	Kevin Wortman	32
POINTS	Kevin Wortman	49	Len Esau	48
PENALTY MINUTES	Brad Miller	174	Len Esau	129



YEAR-BY-YEAR LEADERS

DEFENSEMAN - FRANCHISE (CONTINUED)

UTICA (1992-93)				
CATEGORY	LEADER(S)	STAT	SECOND	STAT
GOALS	Brent Severyn	20	Jaroslav Modry	7
ASSISTS	Jaroslav Modry	35	Brent Severyn	32
POINTS	Brent Severyn	52	Jaroslav Modry	42
PENALTY MINUTES	Dean Malkoc*	255	Brent Severyn	240

UTICA (1991-92)				
CATEGORY	LEADER(S)	STAT	SECOND	STAT
GOALS	Brent Severyn	11	Myles O'Connor	9
ASSISTS	Myles O'Connor	39	Brent Severyn	33
POINTS	Myles O'Connor	48	Brent Severyn	44
PENALTY MINUTES	Dean Malkoc*	274	Jamie Huscroft	224

UTICA (1990-91)				
CATEGORY	LEADER(S)	STAT	SECOND	STAT
GOALS	Mike Posma	19	Jeff Sharples	16
ASSISTS	Mike Posma	30	Jeff Sharples	29
POINTS	Mike Posma	49	Jeff Sharples	45
PENALTY MINUTES	Jamie Huscroft	339	Dave Marcinyshyn	81

UTICA (1989-90)				
CATEGORY	LEADER(S)	STAT	SECOND	STAT
GOALS	Myles O'Connor	14	Eric Weinrich	12
ASSISTS	Eric Weinrich	48	Myles O'Connor	33
POINTS	Eric Weinrich	60	Myles O'Connor	47
PENALTY MINUTES	Dave Marcinyshyn	164	Myles O'Connor	124

UTICA (1988-89)				
CATEGORY	LEADER(S)	STAT	SECOND	STAT
GOALS	Eric Weinrich	17	Marc Laniel	6
ASSISTS	Murray Brumwell	29	Marc Laniel	28
POINTS	Eric Weinrich	44	Marc Laniel & Murray Brumwell	34
PENALTY MINUTES	Jamie Huscroft	215	Dave Marcinyshyn	101



YEAR-BY-YEAR LEADERS

DEFENSEMAN - FRANCHISE (CONTINUED)

UTICA (1987-88)				
CATEGORY	LEADER(S)	STAT	SECOND	STAT
GOALS	Murray Brumwell	13	Steve Richmond	6
ASSISTS	Murray Brumwell* (tied first)	53	Steve Richmond	27
POINTS	Murray Brumwell	66	Steve Richmond	33
PENALTY MINUTES	Jamie Huscroft*	316	Alan Hepple	213

MAINE (1986-87)				
CATEGORY	LEADER(S)	STAT	SECOND	STAT
GOALS	Murray Brumwell	10	Brian Tutt & Alan Hepple & Dave Pichette	6
ASSISTS	Murray Brumwell	38	Alan Hepple	19
POINTS	Murray Brumwell	48	Alan Hepple	25
PENALTY MINUTES	Alan Hepple	137	Dave Pichette	69

MAINE (1985-86)				
CATEGORY	LEADER(S)	STAT	SECOND	STAT
GOALS	Gord Mark & Murray Brumwell & Don Dietrich	9	Uli Hiemer	5
ASSISTS	Murray Brumwell	28	Alan Hepple	21
POINTS	Murray Brumwell	37	Alan Hepple	25
PENALTY MINUTES	Gord Mark	134	Alan Hepple	104

MAINE (1984-85)				
CATEGORY	LEADER(S)	STAT	SECOND	STAT
GOALS	Murray Brumwell	8	Alan Hepple	7
ASSISTS	Murray Brumwell	31	Rob Palmer	23
POINTS	Murray Brumwell	39	Don Dietrich	27
PENALTY MINUTES	Ken Daneyko	206	Alan Hepple	125

MAINE (1983-84)				
CATEGORY	LEADER(S)	STAT	SECOND	STAT
GOALS	Mike Hordy	11	Rob Palmer	5
ASSISTS	Mike Hordy	41	Murray Brumwell	25
POINTS	Mike Hordy	52	Murray Brumwell	29
PENALTY MINUTES	Alan Hepple	117	Mike Stothers	109



YEAR-BY-YEAR LEADERS DEFENSEMAN - FRANCHISE (CONTINUED)

MAINE (1982-83)				
CATEGORY	LEADER(S)	STAT	SECOND	STAT
GOALS	Taras Zytynsky	12	Bob Hess & Bob Hoffmeyer	5
ASSISTS	Taras Zytynsky	24	Dennis Patterson	19
POINTS	Taras Zytynsky	36	Dennis Patterson	20
PENALTY MINUTES	Mike Stothers	139	Paul Mercier	117

MAINE (1981-82)				
CATEGORY	LEADER(S)	STAT	SECOND	STAT
GOALS	Barry Tobobondung	11	Bob Hoffmeyer & Marc Marchand & Peter Dineen	6
ASSISTS	Reid Bailey	26	Rick Hendricks	17
POINTS	Reid Bailey	30	Barry Tobobondung	26
PENALTY MINUTES	Paul Mercier	176	Barry Tobobondung	166

MAINE (1980-81)				
CATEGORY	LEADER(S)	STAT	SECOND	STAT
GOALS	Thomas Eriksson	11	Reid Bailey & Peter Dineen & Blake Wesley	6
ASSISTS	Reid Bailey	29	Dennis Patterson *Team Leader in Statistical Category	26
POINTS	Reid Bailey	35	Thomas Eriksson	31
PENALTY MINUTES	Glen Cochrane	201	Reid Bailey	155

MAINE (1979-80)				
CATEGORY	LEADER(S)	STAT	SECOND	STAT
GOALS	Blake Wesley	12	Guy Delparte	10
ASSISTS	Dennis Patterson	25	Blake Wesley	22
POINTS	Blake Wesley	34	Guy Delparte	30
PENALTY MINUTES	Glen Cochrane*	269	Reid Bailey	155

MAINE (1978-79)				
CATEGORY	LEADER(S)	STAT	SECOND	STAT
GOALS	Terry Murray	14	Guy Delparte	10
ASSISTS	Dennis Patterson	30	Guy Delparte	26
POINTS	Terry Murray	37	Guy Delparte	36
PENALTY MINUTES	Glen Cochrane*	320	Reid Bailey	127



YEAR-BY-YEAR LEADERS DEFENSEMAN - FRANCHISE (CONTINUED)

MAINE (1977-78)				
CATEGORY	LEADER(S)	STAT	SECOND	STAT
GOALS	Guy Delparte	16	Terry Murray	9
ASSISTS	Terry Murray	40	Rudy Tajcnar	32
POINTS	Terry Murray	49	Rudy Tajcnar	39
PENALTY MINUTES	Frank Bathe*	159	Rudy Tajcnar	83



YEAR-BY-YEAR LEADERS GOALTENDERS - FRANCHISE

ADIRONDACK (2014-15)				
CATEGORY	LEADER(S)	STAT	SECOND	STAT
GAMES PLAYED	Joni Ortio	37	Brad Thiessen	34
WINS	Joni Ortio	21	Brad Thiessen	10
GOALS AGAINST AVG.	Joni Ortio	2.69	Brad Thiessen	3.11
SAVE PERCENTAGE	Joni Ortio	0.912	Brad Thiessen	0.902
SHUTOUTS	Joni Ortio	4	Brad Thiessen	2

ABBOTSFORD (2013-14)				
CATEGORY	LEADER(S)	STAT	SECOND	STAT
GAMES PLAYED	Joni Ortio	37	Joey MacDonald	16
WINS	Joni Ortio	27	Joey MacDonald	5
GOALS AGAINST AVG.	Joni Ortio	2.33	Joey MacDonald	3.00
SAVE PERCENTAGE	Joni Ortio	0.926	Joey MacDonald	0.909
SHUTOUTS	Joni Ortio	2	Doug Carr	1

ABBOTSFORD (2012-13)				
CATEGORY	LEADER(S)	STAT	SECOND	STAT
GAMES PLAYED	Daniel Taylor	40	Barry Brust	35
WINS	Daniel Taylor	18	Barry Brust	13
GOALS AGAINST AVG.	Daniel Taylor	2.05	Barry Brust	2.50
SAVE PERCENTAGE	Daniel Taylor	0.922	Barry Brust	0.911
SHUTOUTS	Barry Brust	5	Daniel Taylor	3

ABBOTSFORD (2011-12)				
CATEGORY	LEADER(S)	STAT	SECOND	STAT
GAMES PLAYED	Leland Irving	39	Daniel Taylor	33
WINS	Leland Irving	22	Daniel Taylor	17
GOALS AGAINST AVG.	Daniel Taylor	2.21	Leland Irving	2.67
SAVE PERCENTAGE	Daniel Taylor	0.927	Leland Irving	0.902
SHUTOUTS	Daniel Taylor	5	Leland Irving	3



YEAR-BY-YEAR LEADERS GOALTENDERS - FRANCHISE (CONTINUED)

ABBOTSFORD (2010-11)				
CATEGORY	LEADER(S)	STAT	SECOND	STAT
GAMES PLAYED	Leland Irving	61	JP Lamoureux	19
WINS	Leland Irving	30	JP Lamoureux	8
GOALS AGAINST AVG.	JP Lamoureux	2.20	Leland Irving	2.30
SAVE PERCENTAGE	JP Lamoureux	0.915	Leland Irving	0.913
SHUTOUTS	Leland Irving	8	JP Lamoureux	2

ABBOTSFORD (2009-10)				
CATEGORY	LEADER(S)	STAT	SECOND	STAT
GAMES PLAYED	Leland Irving	35	David Shantz	32
WINS	David Schantz	15	Leland Irving	14
GOALS AGAINST AVG.	Matt Keetley	2.59	David Shantz	2.75
SAVE PERCENTAGE	Matt Keetley	0.912	David Shantz	0.908
SHUTOUTS	Matt Keetley	2	Leland Irving & David Shantz	1

QUAD CITY (2008-09)				
CATEGORY	LEADER(S)	STAT	SECOND	STAT
GAMES PLAYED	Leland Irving	47	Matt Keetley	33
WINS	Leland Irving	24	Matt Keetley	8
GOALS AGAINST AVG.	Leland Irving	2.23	Matt Keetley	2.85
SAVE PERCENTAGE	Leland Irving	0.912	Matt Keetley	0.892
SHUTOUTS	Matt Keetley	2	Leland Irving & Kevin Lalonde	1

QUAD CITY (2007-08)				
CATEGORY	LEADER(S)	STAT	SECOND	STAT
GAMES PLAYED	Curtis McElhinney	41	Matt Keetley	26
WINS	Curtis McElhinney	20	Matt Keetley	10
GOALS AGAINST AVG.	Curtis McElhinney	2.28	Matt Keetley	2.33
SAVE PERCENTAGE	Matt Keetley	0.912	Curtis McElhinney	0.911
SHUTOUTS	Curtis McElhinney	3	Matt Keetley	1



YEAR-BY-YEAR LEADERS GOALTENDERS - FRANCHISE (CONTINUED)

OMAHA (2006-07)				
CATEGORY	LEADER(S)	STAT	SECOND	STAT
GAMES PLAYED	Curtis McElhinney	57	Brent Krahn	28
WINS	Curtis McElhinney	35	Brent Krahn	14
GOALS AGAINST AVG.	Curtis McElhinney	2.13	Brent Krahn	2.42
SAVE PERCENTAGE	Curtis McElhinney	0.917	Brent Krahn	0.905
SHUTOUTS	Curtis McElhinney	7	Brent Krahn	2

OMAHA (2005-06)				
CATEGORY	LEADER(S)	STAT	SECOND	STAT
GAMES PLAYED	Brent Krahn	57	Curtis McElhinney	33
WINS	Brent Krahn	26	Curtis McElhinney	9
GOALS AGAINST AVG.	Brent Krahn	2.50	Curtis McElhinney	2.52
SAVE PERCENTAGE	Brent Krahn & Curtis McElhinney	0.912		
SHUTOUTS	Brent Krahn & Curtis McElhinney	3		

SAINT JOHN (2002-03)				
CATEGORY	LEADER(S)	STAT	SECOND	STAT
GAMES PLAYED	Dany Sabourin	41	Levente Szuper	35
WINS	Dany Sabourin	15	Levente Szuper	12
GOALS AGAINST AVG.	Levente Szuper	2.58	Dany Sabourin	2.70
SAVE PERCENTAGE	Dany Sabourin	0.905	Levente Szuper	0.903
SHUTOUTS	Dany Sabourin	4	Levente Szuper	1

SAINT JOHN (2001-02)				
CATEGORY	LEADER(S)	STAT	SECOND	STAT
GAMES PLAYED	Levente Szuper	43	Kay Whitmore	36
WINS	Levente Szuper	15	Kay Whitmore	10
GOALS AGAINST AVG.	Levente Szuper	2.42	Kay Whitmore	2.49
SAVE PERCENTAGE	Kay Whitmore	0.908	Levente Szuper	0.906
SHUTOUTS	Dany Sabourin	4	Levente Szuper	1



YEAR-BY-YEAR LEADERS GOALTENDERS - FRANCHISE (CONTINUED)

SAINT JOHN (2000-01)				
CATEGORY	LEADER(S)	STAT	SECOND	STAT
GAMES PLAYED	Martin Brochu	55	Levente Szuper	34
WINS	Martin Brochu	27	Levente Szuper	16
GOALS AGAINST AVG.	Levente Szuper	2.50	Martin Brochu	2.60
SAVE PERCENTAGE	Martin Brochu	0.899	Levente Szuper	0.898
SHUTOUTS	Martin Brochu & Levente Szuper	2	Dany Sabourin	0

SAINT JOHN (1999-00)				
CATEGORY	LEADER(S)	STAT	SECOND	STAT
GAMES PLAYED	JS Giguere	41	Tyrone Garner	19
WINS	JS Giguere	17	Tyrone Garner	4
GOALS AGAINST AVG.	JS Giguere	3.05	Tyrone Garner	4.47
SAVE PERCENTAGE	JS Giguere	0.897	Tyrone Garner	0.874
SHUTOUTS	Sean Matile & Frederic Deschenes	1	Eight tied at Zero	0

SAINT JOHN (1998-99)				
CATEGORY	LEADER(S)	STAT	SECOND	STAT
GAMES PLAYED	JS Giguere	39	Igor Karpenko	23
WINS	JS Giguere	18	Igor Karpenko	5
GOALS AGAINST AVG.	Igor Karpeko	3.43	JS Giguere	3.44
SAVE PERCENTAGE	JS Giguere	0.905	Igor Karpenko	0.89
SHUTOUTS	JS Giguere	3	Four tied at Zero	0

SAINT JOHN (1997-98)				
CATEGORY	LEADER(S)	STAT	SECOND	STAT
GAMES PLAYED	Tyler Moss	39	JS Giguere	31
WINS	Tyler Moss	19	JS Giguere	16
GOALS AGAINST AVG.	JS Giguere	2.46	Tyler Moss	2.49
SAVE PERCENTAGE	JS Giguere	0.926	Tyler Moss	0.923
SHUTOUTS	JS Giguere & Igor Karpenko	2	Mark Richards	1



YEAR-BY-YEAR LEADERS GOALTENDERS - FRANCHISE (CONTINUED)

SAINT JOHN (1996-97)				
CATEGORY	LEADER(S)	STAT	SECOND	STAT
GAMES PLAYED	Darrin Madeley	46	Ian Gordon	21
WINS	Darrin Madeley	11	Ian Gordon	5
GOALS AGAINST AVG.	Ian Gordon	3.03	Darrin Madeley	3.21
SAVE PERCENTAGE	Ian Gordon	0.912	Darrin Madeley	0.9
SHUTOUTS	Dwayne Roloson	1	Six tied at Zero	0

SAINT JOHN (1995-96)				
CATEGORY	LEADER(S)	STAT	SECOND	STAT
GAMES PLAYED	Dwayne Roloson	67	Ian Gordon	19
WINS	Dwayne Roloson	33	Ian Gordon	2
GOALS AGAINST AVG.	Dwayne Roloson	2.83	Ian Gordon	4.37
SAVE PERCENTAGE	Dwayne Roloson	0.905	Ian Gordon	0.872
SHUTOUTS	Dwayne Roloson	1	Three tied at Zero	0

SAINT JOHN (1994-95)				
CATEGORY	LEADER(S)	STAT	SECOND	STAT
GAMES PLAYED	Dwayne Roloson	46	Jason Muzzatti	31
WINS	Dwayne Roloson	16	Jason Muzzatti	10
GOALS AGAINST AVG.	Dwayne Roloson	3.42	Jason Muzzatti	3.48
SAVE PERCENTAGE	Dwayne Roloson	0.9	Jason Muzzatti	0.892
SHUTOUTS	Jason Muzzatti	2	Dwayne Roloson	1

SAINT JOHN (1993-94)				
CATEGORY	LEADER(S)	STAT	SECOND	STAT
GAMES PLAYED	Jason Muzzatti	51	Andrei Trefilov	28
WINS	Jason Muzzatti	26	Andrei Trefilov	10
GOALS AGAINST AVG.	Andrei Trefilov	3.42	Jason Muzzatti	3.74
SAVE PERCENTAGE	Andrei Trefilov	0.894	Jason Muzzatti	0.877
SHUTOUTS	Jason Muzzatti	2	Three tied at Zero	0



YEAR-BY-YEAR LEADERS GOALTENDERS - FRANCHISE (CONTINUED)

UTICA (1992-93)				
CATEGORY	LEADER(S)	STAT	SECOND	STAT
GAMES PLAYED	Corey Schwab	40	Martin Brodeur	32
WINS	Corey Schwab	18	Martin Brodeur	14
GOALS AGAINST AVG.	Martin Brodeur	4.03	Corey Schwab	4.25
SAVE PERCENTAGE	Martin Brodeur	0.884	Corey Schwab	0.883
SHUTOUTS	Corey Schwab	2	Three tied at Zero	0

UTICA (1991-92)				
CATEGORY	LEADER(S)	STAT	SECOND	STAT
GAMES PLAYED	Chad Erickson	43	Corey Schwab	24
WINS	Chad Erickson	18	Corey Schwab	9
GOALS AGAINST AVG.	Doug Dadswell	3.44	Chad Erickson	3.77
SAVE PERCENTAGE	Doug Dadswell	0.905	Chad Erickson	0.888
SHUTOUTS	Chad Erickson	2	Two tied at Zero	0

UTICA (1990-91)				
CATEGORY	LEADER(S)	STAT	SECOND	STAT
GAMES PLAYED	Rollie Melanson	54	Mark Romaine	35
WINS	Rollie Melanson	23	Mark Romaine	13
GOALS AGAINST AVG.	Rollie Melanson	4.08	Mark Romaine	4.39
SAVE PERCENTAGE	Rollie Melanson	0.868	Mark Romaine	0.856
SHUTOUTS	Three tied at Zero	0		

UTICA (1989-90)				
CATEGORY	LEADER(S)	STAT	SECOND	STAT
GAMES PLAYED	Rollie Melanson	48	Craig Billington	38
WINS	Rollie Melanson	24	Craig Billington	20
GOALS AGAINST AVG.	Rollie Melanson	3.66	Craig Billington	3.97
SAVE PERCENTAGE	Rollie Melanson	0.875	Craig Billington	0.87
SHUTOUTS	Rollie Melanson	1	Craig Billington	0



YEAR-BY-YEAR LEADERS GOALTENDERS - FRANCHISE (CONTINUED)

UTICA (1988-89)				
CATEGORY	LEADER(S)	STAT	SECOND	STAT
GAMES PLAYED	Craig Billington	41	Chris Terreri	39
WINS	Chris Terreri	20	Craig Billington	17
GOALS AGAINST AVG.	Chris Terreri	3.42	Craig Billington	3.70
SAVE PERCENTAGE	Chris Terreri	0.883	Craig Billington	0.872
SHUTOUTS	Craig Billington	2	Two tied at Zero	0

UTICA (1987-88)				
CATEGORY	LEADER(S)	STAT	SECOND	STAT
GAMES PLAYED	Craig Billington	59	Dan Delianedis	22
WINS	Craig Billington	22	Dan Delianedis	7
GOALS AGAINST AVG.	Craig Billington	3.67	Dan Delianedis	4.18
SAVE PERCENTAGE	Craig Billington	0.88	Dan Delianedis	0.874
SHUTOUTS	Craig Billington	1	Two tied at Zero	0

MAINE (1986-87)				
CATEGORY	LEADER(S)	STAT	SECOND	STAT
GAMES PLAYED	Kirk McLean	45	Craig Billington	20
WINS	Kirk McLean	19	Craig Billington	9
GOALS AGAINST AVG.	Kirk McLean	3.22	Craig Billington	3.65
SAVE PERCENTAGE	Kirk McLean	0.894	Craig Billington	0.873
SHUTOUTS	Kirk McLean & Shawn MacKenzie	1	Two tied at Zero	0

MAINE (1985-86)				
CATEGORY	LEADER(S)	STAT	SECOND	STAT
GAMES PLAYED	Sam St. Laurent	50	Karl Friesen	35
WINS	Sam St. Laurent	24	Karl Friesen	16
GOALS AGAINST AVG.	Sam St. Laurent	3.38	Karl Friesen	3.48
SAVE PERCENTAGE	Karl Friesen	0.886	Sam St. Laurent	0.882
SHUTOUTS	Karl Friesen	2	Sam St. Laurent	1



YEAR-BY-YEAR LEADERS GOALTENDERS - FRANCHISE (CONTINUED)

MAINE (1984-85)				
CATEGORY	LEADER(S)	STAT	SECOND	STAT
GAMES PLAYED	Sam St. Laurent	55	Shawn MacKenzie	24
WINS	Sam St. Laurent	26	Shawn MacKenzie	8
GOALS AGAINST AVG.	Sam St. Laurent	3.11	Shawn MacKenzie & Hannu Kamppuri	3.35
SAVE PERCENTAGE	Hannu Kamppuri & Sam St. Laurent	0.886	Shawn MacKenzie	0.873
SHUTOUTS	Sam St. Laurent	4	Shawn MacKenzie	3

MAINE (1983-84)				
CATEGORY	LEADER(S)	STAT	SECOND	STAT
GAMES PLAYED	Sam St. Laurent	38	Shawn MacKenzie	34
WINS	Sam St. Laurent & Shawn MacKenzie	14	Steve Baker	5
GOALS AGAINST AVG.	Shawn MacKenzie	3.48	Sam St. Laurent	4.03
SAVE PERCENTAGE	Shawn MacKenzie	0.879	Sam St. Laurent	0.866
SHUTOUTS	Sam St. Laurent	6	Shawn MacKenzie	5

MAINE (1982-83)				
CATEGORY	LEADER(S)	STAT	SECOND	STAT
GAMES PLAYED	Bob Froese	33	Sam St. Laurent	30
WINS	Bob Froese	18	Sam St. Laurent	12
GOALS AGAINST AVG.	Bob Froese	3.36	Sam St. Laurent	3.76
SAVE PERCENTAGE	Bob Froese	0.887	Sam St. Laurent	0.882
SHUTOUTS	Bob Froese	2	Two tied at Zero	0

MAINE (1981-82)				
CATEGORY	LEADER(S)	STAT	SECOND	STAT
GAMES PLAYED	Bob Froese	33	Sam St. Laurent & Pelle Lindbergh	25
WINS	Pelle Lindbergh	17	Bob Froese	16
GOALS AGAINST AVG.	Sam St. Laurent	3.27	Bob Froese	3.28
SAVE PERCENTAGE	Not Available			
SHUTOUTS	Bob Froese	2	Two tied at Zero	0



YEAR-BY-YEAR LEADERS

GOALTENDERS - FRANCHISE (CONTINUED)

MAINE (1980-81)				
CATEGORY	LEADER(S)	STAT	SECOND	STAT
GAMES PLAYED	Pelle Lindbergh	51	Robbie Moore	25
WINS	Pelle Lindbergh	31	Robbie Moore	11
GOALS AGAINST AVG.	Pelle Lindbergh	3.26	Robbie Moore	3.86
SAVE PERCENTAGE	Pelle Lindbergh	0.89	Robbie Moore	0.87
SHUTOUTS	Pelle Lindbergh & Robbie Moore	1	Sam St. Laurent	0

MAINE (1979-80)				
CATEGORY	LEADER(S)	STAT	SECOND	STAT
GAMES PLAYED	Rick St. Croix	45	Robbie Moore	32
WINS	Rick St. Croix	25	Robbie Moore	14
GOALS AGAINST AVG.	Rick St. Croix	2.92	Robbie Moore	3.51
SAVE PERCENTAGE	Rick St. Croix	0.902	Robbie Moore	0.884
SHUTOUTS	Rick St. Croix & Robbie Moore	1	Three tied at Zero	0

MAINE (1978-79)				
CATEGORY	LEADER(S)	STAT	SECOND	STAT
GAMES PLAYED	Pete Peeters	35	Robbie Moore	26
WINS	Pete Peeters	25	Robbie Moore	12
GOALS AGAINST AVG.	Rick St. Croix	2.88	Pete Peeters	2.90
SAVE PERCENTAGE	Rick St. Croix	0.902	Pete Peeters	0.9
SHUTOUTS	Pete Peeters	2	Robbie Moore	1

MAINE (1977-78)				
CATEGORY	LEADER(S)	STAT	SECOND	STAT
GAMES PLAYED	Rick St. Croix	40	Jaerome Mrazek	27
WINS	Rick St. Croix	22	Jerome Mrazek	12
GOALS AGAINST AVG.	Pete Peeters	2.80	Rick St. Croix	3.07
SAVE PERCENTAGE	Pete Peeters	0.909	Jerome Mrazek	0.888
SHUTOUTS	Jerome Mrazek	3	Rick St. Croix	2



ALL-TIME STANLEY CUP WINNERS - FRANCHISE

PLAYER NAME	POS	# OF CUPS	FIRST CUP WIN		SECOND CUP WIN		THIRD CUP WIN		FOURTH CUP WIN		FIFTH CUP WIN	
			YEAR	TEAM	YEAR	TEAM	YEAR	TEAM	YEAR	TEAM	YEAR	TEAM
Martin Brodeur	G	3	1995	New Jersey Devils	2000	New Jersey Devils	2003	New Jersey Devils				
Dave Brown	R	1	1990	Edmonton Oilers								
Doug Brown	R	2	1997	Detroit Red Wings	1998	Detroit Red Wings						
Tom Chorske	L	1	1995	New Jersey Devils								
Mike Comodore	D	1	2006	Carolina Hurricanes								
Pat Conacher	C	1	1984	Edmonton Oilers								
Ken Daneyko	D	3	1995	New Jersey Devils	2000	New Jersey Devils	2003	New Jersey Devils				
Kevin Dean	D	1	1995	New Jersey Devils								
Chris Dingman	L	2	2001	Colorado Avalanche	2004	Tampa Bay Lightning						
Jim Dowd	C	1	1995	New Jersey Devils								
Bruce Driver	D	1	1995	New Jersey Devils								
Anders Eriksson	D	1	1998	Detroit Red Wings								
Todd Ewen	R	1	1993	Montreal Canadiens								
Viacheslav Fetisov	D	2	1997	Detroit Red Wings	1998	Detroit Red Wings						
Grant Fuhr	G	5	1984	Edmonton Oilers	1985	Edmonton Oilers	1987	Edmonton Oilers	1988	Edmonton Oilers	1990	Edmonton Oilers
J.S. Giguere	G	1	2007	Anaheim Ducks								
Bill Guerin	R	2	1995	New Jersey Devils	2009	Pittsburgh Penguins						
Bobby Holik	C	2	1995	New Jersey Devils	2000	New Jersey Devils						
Garry Howatt	L	2	1980	New York Islanders	1981	New York Islanders						
Ken Linseman	F	1	1984	Edmonton Oilers								
David Maley	L	1	1986	Montreal Canadiens								
Hector Marini	F	2	1981	New York Islanders	1982	New York Islanders						
Rollie Melanson	G	3	1981	New York Islanders	1982	New York Islanders	1983	New York Islanders				
Dave Michayluk	R	1	1992	Pittsburgh Penguins								
Krzysztof Oliwa	L	1	2000	New Jersey Devils								
Robyn Regehr	D	1	2014	Los Angeles Kings								
Steve Rooney	F	1	1986	Montreal Canadiens								
Corey Schwab	G	1	2003	New Jersey Devils								
Cory Stillman	C	2	2004	Tampa Bay Lightning	2006	Carolina Hurricanes						
Martin St. Louis	R	1	2004	Tampa Bay Lightning								
Chris Terreri	G	2	1995	New Jersey Devils	2000	New Jersey Devils						
Craig Wolanin	D	1	1996	Colorado Avalanche								
Valeri Zelepukin	L	1	1995	New Jersey Devils								



ALL-TIME CALDER CUP WINNERS - FRANCHISE

PLAYER NAME	POS	# OF CUPS	FIRST CUP WIN		SECOND CUP WIN		THIRD CUP WIN	
			YEAR	TEAM	YEAR	TEAM	YEAR	TEAM
Ray Allison	R	1	1988	Hershey Bears				
Mike Antonovich	C	1	1984	Maine Mariners				
Bill Armstrong	L	1	1995	Albany River Rats				
Dean Arsene	D	2	2006	Hershey Bears	2009	Hershey Bears		
Keith Aulie	D	1	2012	Norfolk Admirals				
Reid Bailey	D	1	1979	Maine Mariners				
Ajay Baines	C	1	2007	Hamilton Bulldogs				
Steve Baker	G	1	1984	Maine Mariners				
Steve Bancroft	D	1	1999	Providence Bruins				
Jeff Bandura	D	1	1984	Maine Mariners				
Norm Barnes	D	2	1978	Maine Mariners	1979	Maine Mariners		
Frank Bathe	D	1	1978	Maine Mariners				
Steve Begin	L	1	2001	Saint John Flames				
Wade Belak	D	1	1997	Hershey Bears				
Blair Betts	C	1	2001	Saint John Flames				
Chad Billins	D	1	2013	Grand Rapids Griffins				
Jason Botterill	L	1	2001	Saint John Flames				
Martin Brochu	G	1	2001	Saint John Flames				
Jeremy Brown	R	1	1999	Providence Bruins				
Murray Brumwell	D	1	1984	Maine Mariners				
Barry Brust	G	1	2011	Binghamton Senators				
Brian Burke	F	1	1978	Maine Mariners				
Mike Busniuk	F	3	1978	Maine Mariners	1979	Maine Mariners	1984	Maine Mariners
Drew Callander	C	1	1978	Maine Mariners				
Rich Chernomaz	R	1	1984	Maine Mariners				
Carmine Cirella	L	2	1981	Adirondack Red Wings	1984	Maine Mariners		
Chris Clark	R	1	2001	Saint John Flames				
Gordie Clark	R	1	1979	Maine Mariners				
Steve Coates	R	1	1978	Maine Mariners				
Glen Cochrane	D	1	1979	Maine Mariners				
David Cooper	D	1	1996	Rochester Americans				
Jim Cunningham	L	2	1978	Maine Mariners	1979	Maine Mariners		
Barry Dean	L	1	1979	Maine Mariners				
Kevin Dean	D	1	1995	Albany River Rats				
Andy Delmore	D	1	1998	Philadelphia Phantoms				
Guy Delparte	D	1	1978	Maine Mariners				
Guillaume Desbiens	R	1	2008	Chicago Wolves				
Jeff Dewar	R	1	2001	Saint John Flames				
Don Dietrich	D	1	1982	New Brunswick Hawks				
Peter Dineen	D	1	1989	Adirondack Red Wings				
Hnat Domenichelli	C	1	2003	Houston Aeros				
Doug Doull	L	2	2001	Saint John Flames	2006	Hershey Bears		
Justin Dowling	C	1	2014	Texas Stars				



ALL-TIME CALDER CUP WINNERS - FRANCHISE (CONTINUED)

PLAYER NAME	POS	# OF CUPS	FIRST CUP WIN		SECOND CUP WIN		THIRD CUP WIN	
			YEAR	TEAM	YEAR	TEAM	YEAR	TEAM
Bruce Driver	D	1	1984	Maine Mariners				
Blake Dunlop	F	1	1978	Maine Mariners				
Micki DuPont	D	1	2001	Saint John Flames				
Miika Elomo	L	1	2001	Saint John Flames				
Paul Evans	C	3	1978	Maine Mariners	1979	Maine Mariners	1984	Maine Mariners
Rico Fata	R	1	2001	Saint John Flames				
Dave Faulkner	C	1	1979	Maine Mariners				
Ross Fitzpatrick	F	1	1988	Hershey Bears				
Larry Floyd	R	1	1984	Maine Mariners				
Jay Fraser	D	1	1987	Rochester Americans				
Tom Gorence	R	1	1978	Maine Mariners				
Mark Greig	R	1	1991	Springfield Indians				
Yves Guillemette	G	1	1979	Maine Mariners				
David Haas	L	1	1993	Cape Breton Oilers				
Burke Henry	D	1	2000	Hartford Wolf Pack				
Mel Hewitt	L	1	1982	New Brunswick Hawks				
Al Hill	C	3	1978	Maine Mariners	1984	Maine Mariners	1988	Hershey Bears
Mike Hordy	D	1	1984	Maine Mariners				
Garry Howatt	L	1	1984	Maine Mariners				
Cale Hulse	D	1	1995	Albany River Rats				
Raitis Ivanans	L	1	2004	Milwaukee Admirals				
Alexandre Jacques	R	1	2004	Milwaukee Admirals				
Bernie Johnston	C	2	1978	Maine Mariners	1979	Maine Mariners		
Yvan Joly	R	1	1984	Maine Mariners				
Sheldon Kennedy	R	1	1992	Adirondack Red Wings				
Kevin Kerr	R	1	1994	Portland Pirates				
Staffan Kronwall	D	1	2009	Hershey Bears				
Dale Kushner	R	1	1990	Springfield Indians				
Quintin Laing	L	1	2009	Hershey Bears				
Guy Larose	C	1	2002	Chicago Wolves				
Corey Locke	C	2	2007	Hamilton Bulldogs	2011	Binghamton Senators		
Dan Lucas	W	1	1979	Maine Mariners				
Shawn MacKenzie	G	1	1984	Maine Mariners				
Gord Mark	D	1	1993	Cape Breton Oilers				
Mike Martin	D	1	2001	Saint John Flames				
Kevin Maxwell	F	2	1984	Maine Mariners	1988	Hershey Bears		
Gary McAdam	F	1	1983	Rochester Americans				
Glenn Merkosky	F	3	1984	Maine Mariners	1986	Adirondack Red Wings	1989	Adirondack Red Wings
Jaroslav Modry	D	1	1995	Albany River Rats				
Steve Montador	D	1	2001	Saint John Flames				
Robbie Moore	G	1	1979	Maine Mariners				
Jason Morgan	C	1	2001	Saint John Flames				
Gary Morrison	F	1	1979	Maine Mariners				
Rick Mrozik	D	1	2001	Saint John Flames				



ALL-TIME CALDER CUP WINNERS - FRANCHISE (CONTINUED)

PLAYER NAME	POS	# OF CUPS	FIRST CUP WIN		SECOND CUP WIN		THIRD CUP WIN	
			YEAR	TEAM	YEAR	TEAM	YEAR	TEAM
Grant Mulvey	F	1	1984	Maine Mariners				
Marty Murray	C	1	2001	Saint John Flames				
Terry Murray	D	2	1978	Maine Mariners	1979	Maine Mariners		
John Paddock	F	2	1978	Maine Mariners	1979	Maine Mariners		
Rob Palmer	D	1	1984	Maine Mariners				
Dennis Patterson	D	2	1978	Maine Mariners	1979	Maine Mariners		
Pete Peeters	G	2	1978	Maine Mariners	1979	Maine Mariners		
Scott Pellerin	L	1	1995	Albany River Rats				
Yves Preston	F	1	1979	Maine Mariners				
Curtis Regnier	L	1	1995	Albany River Rats				
Steve Richmond	D	1	1986	Adirondack Red Wings				
David Roche	L	1	2001	Saint John Flames				
Larry Romanchych	C	1	1978	Maine Mariners				
Gaetan Royer	R	1	2001	Saint John Flames				
Matt Ruchty	L	1	1995	Albany River Rats				
Bobby Russell†	R	1	2001	Saint John Flames				
Wayne Schaab	C	2	1978	Maine Mariners	1979	Maine Mariners		
Corey Schwab	G	1	1995	Albany River Rats				
Darrel Scoville	D	1	2001	Saint John Flames				
Mike Simurda	R	1	1979	Maine Mariners				
Brett Skinner	D	1	2013	Grand Rapids Griffins				
Derek Smith	D	1	2011	Binghamton Senators				
Jason Smith‡	D	1	1995	Albany River Rats				
Roy Sommer	C	1	1984	Maine Mariners				
Ben Stafford	C	1	2005	Philadelphia Phantoms				
Jeff Staples	D	1	1998	Philadelphia Phantoms				
Chris St. Croix	D	1	2001	Saint John Flames				
Rick St. Croix	G	1	1978	Maine Mariners				
Bud Stefanski	F	1	1984	Maine Mariners				
Alan Stewart	L	1	1984	Maine Mariners				
Sam St. Laurent	G	2	1984	Maine Mariners	1989	Adirondack Red Wings		
Mike Stothers	D	1	1984	Maine Mariners				
Colin Stuart	L	1	2008	Chicago Wolves				
Levente Szuper	G	1	2001	Saint John Flames				
Rudy Tajcnar	D	1	1978	Maine Mariners				
Daniel Tkaczuk	C	1	2001	Saint John Flames				
Sergei Varlamov	L	1	2001	Saint John Flames				
Taylor Vause	C	1	2014	Texas Stars				
Alain Vigneault	D	1	1984	Maine Mariners				
Derrick Walser	D	1	2001	Saint John Flames				
Kay Whitmore	G	1	1991	Springfield Indians				
Mitch Wilson	R	1	1984	Maine Mariners				
Bob Woods	D	1	1997	Hershey Bears				



ALL-TIME OLYMPIC FACT SHEET - FRANCHISE

MOST REPRESENTED COUNTRY: CANADA
10 TOTAL (9 SKATERS, 1 GOALIE)

GAMES WITH MOST OLYMPIANS: 2006 TURIN, ITALY
11 TOTAL (9 SKATERS, 2 GOALIES)

MOST COUNTRIES REPRESENTED, SINGLE OLYMPIC GAMES: 2006 TURIN, ITALY (7)
CANADA (3), USA (2), ITALY (2), RUSSIA (1),
CZECH REPUBLIC (1), FINLAND (1), SLOVAKIA (1)

MOST APPEARANCES, AHL FRANCHISE, TEAM: SAINT JOHN FLAMES
16 TOTAL (13 SKATERS, 3 GOALIES)

MOST APPEARANCES, INDIVIDUAL: G MARTIN BRODEUR (4)
VANCOUVER '10, TURIN '06, SALT LAKE CITY '02,
NAGANO '98

MOST GAMES PLAYED, INDIVIDUAL, CAREER: 21
D THOMAS ERIKSSON, SWEDEN

MOST GAMES PLAYED, INDIVIDUAL, SINGLE OLYMPIC GAMES: 8 (12X)
F JUKKA HENTUNEN, FINLAND, TURIN '06

MOST GOALS, INDIVIDUAL, CAREER: 12
D VIACHESLAV FETISOV, USSR

MOST GOALS, INDIVIDUAL, SINGLE OLYMPIC GAMES: 5 (2X)
F TODD HLUSHKO, CANADA, LILLEHAMMER '94

MOST ASSISTS, INDIVIDUAL, CAREER: 21
D VIACHESLAV FETISOV, USSR

MOST ASSISTS, INDIVIDUAL, SINGLE OLYMPIC GAMES: 9
D VIACHESLAV FETISOV, USSR, CALGARY '88

MOST POINTS, INDIVIDUAL, CAREER: 33
D VIACHESLAV FETISOV, USSR

MOST POINTS, INDIVIDUAL, SINGLE OLYMPIC GAMES: 13
D VIACHESLAV FETISOV (4 G, 9 A), USSR, CALGARY '88

MOST PENALTY MINUTES, INDIVIDUAL, CAREER: 24
D VIACHESLAV FETISOV, USSR

MOST PENALTY MINUTES, INDIVIDUAL, SINGLE OLYMPIC GAMES: 14
F SERGEI VARLAMOV, UKRAINE, SALT LAKE CITY '02

COUNTRIES THAT NO LONGER EXIST	Canada	10
	Czech Republic	1
	Finland	2
	Germany	2
	Italy	2
	Japan	1
	Russia	5
	Slovakia	2
	Sweden	2
	Switzerland	2
	Ukraine	2
	USA	6
	Czechoslovakia	1
	Unified Team	1
USSR	3	
West Germany	1	
TOTAL	43	



ALL-TIME OLYMPIC STATS FRANCHISE - SKATERS

PLAYER NAME	AHL TEAM(S)	# OF OLYMPIC GAMES	POS	OLY TEAM	HIGHEST RESULT	# OF GOLDS	# OF SILVERS	# OF BRONZE	TOTAL MEDALS	GP	G	A	P	PIM
Zdeno Ciger	Utica	1	L	Slovakia	10th (1998)	0	0	0	0	4	1	1	2	4
Kevin Dahl	Saint John	1	D	Canada	SILVER (1992)	0	1	0	1	8	2	0	2	6
Hnat Domenichelli	Saint John	1	C	Switzerland	8th (2010)	0	0	0	0	5	1	2	3	4
Bruce Driver	Maine	1	D	Canada	4th (1984)	0	0	0	0	7	3	1	4	10
Eric Emma	Utica	1	R	USA	4th (1992)	0	0	0	0	6	0	1	1	6
Thomas Eriksson	Maine	3	D	Sweden	BRONZE (80, 84, 88)	0	0	3	3	21	2	5	7	18
Viacheslav Fetisov	Utica	3	D	USSR	GOLD (84, 88)	2	1	0	3	15	12	21	33	24
Paul Guay	Utica	1	R	USA	7th (1984)	0	0	0	0	6	1	0	1	8
Bill Guerin	Utica	3	R	USA	SILVER (2002)	0	1	0	1	16	5	3	8	6
Ravil Gusmanov	Saint John	1	L	Russia	4th (1994)	0	0	0	0	8	3	1	4	0
Jukka Hentunen	Saint John	1	R	Finland	SILVER (2006)	0	1	0	1	8	0	0	0	2
Uli Hiemer	Maine	3	D	Germany	7th (1984)	0	0	0	0	20	2	1	3	16
Todd Hlushko	Saint John	1	L	Canada	SILVER (1994)	0	1	0	1	8	5	0	5	6
Alexei Kasatonov	Utica	2	D	USSR	GOLD (84,88)	2	0	0	2	14	5	9	14	0
Ales Kotalik	Abbotsford	1	R	Czech Republic	BRONZE (2006)	0	0	1	1	4	0	0	0	0
Jordan Leopold	Saint John	1	D	USA	8th (2006)	0	0	0	0	6	1	0	1	4
Kevin Maxwell	Maine	1	C	Canada	6th (1980)	0	0	0	0	6	0	5	5	4
Janne Ojanen	Utica	2	C	Finland	SILVER (1988)	0	1	1	2	16	6	3	9	12
John Parco	Saint John	1	C	Italy	11th (2006)	0	0	0	0	5	3	1	4	10
Ronald Petrovicky	Saint John	1	R	Slovakia	5th (2006)	0	0	0	0	6	1	0	1	2
Robyn Regehr	Saint John	1	D	Canada	7th (2006)	0	0	0	0	6	0	1	1	2
Brad Schlegel	Saint John	2	D	Canada	SILVER (92, 94)	0	2	0	2	16	1	5	6	16
Martin St. Louis	Saint John	2	R	Canada	GOLD (2014)	1	0	0	1	11	2	1	3	2
Sergei Starikov	Utica	3	D	USSR	GOLD (84, 88)	2	1	0	3	5	0	2	2	4
Rudy Tajcnar	Maine	1	D	Czechoslovakia	BRONZE (1972)	0	0	1	1	6	0	1	1	6
Andrei Taratukhin	Omaha	1	C	Russia	4th (2006)	0	0	0	0	5	0	0	0	2
Pavel Torgayev	Saint John	1	C	Russia	4th (1994)	0	0	0	0	8	2	1	3	10
Steve Tsujiura	Utica, Maine	1	C	Japan	13th (1998)	0	0	0	0	4	0	0	0	6
Brian Tutt	Maine	1	D	Canada	SILVER (1992)	0	1	0	1	8	0	0	0	4
Sergei Varlamov	Saint John	1	L	Ukraine	10th (2002)	0	0	0	0	2	1	0	1	14
Claude Vilgrain	Utica	1	R	Canada	4th (1988)	0	0	0	0	6	0	0	0	0
Eric Weinrich	Utica	1	D	USA	7th (1988)	0	0	0	0	6	0	0	0	0
Valeri Zelepukin	Utica	1	L	Russia	SILVER (1998)	0	1	0	1	6	1	2	3	0



ALL-TIME OLYMPIC STATS FRANCHISE - GOALTENDERS

PLAYER NAME	AHL TEAM(S)	# OF OLYMPIC GAMES	OLY TEAM	HIGHEST RESULT	# OF GOLDS	# OF SILVERS	# OF BRONZE	TOTAL MEDALS	GP	GAA	SV%	W	L	GA	SV	SO
Reto Berra	Abbotsford	1	Switzerland	9th (2014)	0	0	0	0	1	1.02	0.968	0	1	1	30	0
Martin Brodeur	Utica	4	Canada	GOLD (02, 10)	2	0	0	2	11	2.08	0.911	6	3	23	235	0
Karl Friesen	Maine	3	Germany/ W. Germany	5th (84, 88)	0	0	0	0	4	5.25	0.858	0	3	21	127	0
Igor Karpenko	Saint John	1	Ukraine	10th (2002)	0	0	0	0	3	4.62	0.853	1	1	5	29	0
Pelle Lindbergh	Maine	1	Sweden	BRONZE (1980)	0	0	1	1	5	3.60	0.873	2	1	18	124	0
Jason Muzzatti	Saint John	1	Italy	11th (2006)	0	0	0	0	4	3.96	0.891	0	2	14	114	0
Chris Terreri	Utica, Maine	1	USA	7th (1988)	0	0	0	0	3	6.56	0.774	1	1	14	48	0
Andrei Trefilov	Saint John	2	Russia/ Unified Team	GOLD (1992)	1	1	0	2	6	3.30	0.889	1	0	6	48	0



END OF SEASON ALL-STAR TEAMS - FRANCHISE

2013-14

G JONI ORTIO
ALL-ROOKIE TEAM

2011-12

D BRIAN CONNELLY
SECOND-TEAM

D CLAY WILSON

SECOND-TEAM

2006-07

G CURTIS MCELHINNEY
SECOND-TEAM

2000-01

D MICKI DUPONT
ALL-ROOKIE TEAM

1999-00

F RICO FATA
ALL-ROOKIE TEAM

F DANIEL TKACZUK

ALL-ROOKIE TEAM

1997-98

D RYAN BAST
SECOND-TEAM

G J.S. GIGUERE

ALL-ROOKIE TEAM

1992-93

D BRENT SEVERYN
FIRST-TEAM

1990-91

RW JEFF MADILL
SECOND-TEAM

C KEVIN TODD

FIRST-TEAM

1989-90

D ERIC WEINRICH
FIRST-TEAM

C PAUL YSEBAERT

FIRST-TEAM

1987-88

D MURRAY BRUMWELL
SECOND-TEAM

1985-86

G SAM ST. LAURENT
SECOND-TEAM

1984-85

G SAM ST. LAURENT
SECOND-TEAM

LW GLENN MERKOSKY

SECOND-TEAM

1982-83

LW ANDY BRICKLEY
SECOND-TEAM

1981-82

RW GORDIE CLARK
FIRST-TEAM

C WAYNE SCHAAB

SECOND-TEAM

1980-81

G PELLE LINDBERGH
FIRST-TEAM

LW PAUL EVANS

SECOND-TEAM

D DENNIS PATTERSON

SECOND-TEAM

1979-80

RW GORDIE CLARK
FIRST-TEAM

G RICK ST. CROIX

FIRST-TEAM

D DENNIS PATTERSON

SECOND-TEAM

1978-79

C BERNIE JOHNSTON
FIRST-TEAM

D TERRY MURRAY

FIRST-TEAM

LW YVES PRESTON

FIRST-TEAM

D DENNIS PATTERSON

SECOND-TEAM

G PETE PEETERS

SECOND-TEAM

1977-78

C BLAKE DUNLOP
FIRST-TEAM

LW AL HILL

FIRST-TEAM

D TERRY MURRAY

FIRST-TEAM



ALL-TIME NHL DRAFT FACT SHEET - FRANCHISE

ALL-TIME DRAFT - SKATER

HIGHEST DRAFTED: F BARRY DEAN

SELECTED 1ST RND (#2 OVERALL) IN THE 1975 NHL ENTRY
DRAFT BY KANSAS CITY SCOUTS

LOWEST DRAFTED: D STAFFAN KRONWALL

SELECTED 9TH RND (#285 OVERALL) IN THE 2002 NHL ENTRY
DRAFT BY TORONTO MAPLE LEAFS

HIGHEST DRAFTED, AT LEAST 1,000 NHL GAMES: F BILL GUERIN (1263 GP)

SELECTED 1ST RND (#5 OVERALL) IN THE 1989 NHL ENTRY
DRAFT BY NEW JERSEY DEVILS

LOWEST DRAFTED, AT LEAST 1,000 NHL GAMES: F DAVE LOWRY (1084 GP)

SELECTED 6TH RND (#110 OVERALL) IN THE 1983 NHL ENTRY
DRAFT BY VANCOUVER CANUCKS

MOST NHL GAMES, UNDRAFTED: F MARTIN ST. LOUIS (1134 GP)

HIGHEST DRAFTED, AT LEAST 300 NHL GOALS: F BILL GUERIN (429 G)

SELECTED 1ST RND (#5 OVERALL) IN THE 1989 NHL ENTRY
DRAFT BY NEW JERSEY DEVILS

LOWEST DRAFTED, AT LEAST 300 NHL GOALS: F BOBBY HOLIK (326 G)

SELECTED 1ST RND (#10 OVERALL) IN THE 1989 NHL ENTRY
DRAFT BY HARTFORD WHALERS

MOST NHL GOALS, UNDRAFTED: F MARTIN ST. LOUIS (391 G)

HIGHEST DRAFTED, AT LEAST 400 NHL ASSISTS: F BILL GUERIN (427 A)

SELECTED 1ST RND (#5 OVERALL) IN THE 1989 NHL ENTRY
DRAFT BY NEW JERSEY DEVILS

LOWEST DRAFTED, AT LEAST 400 NHL ASSISTS: F BOBBY HOLIK (421 A)

SELECTED 1ST RND (#10 OVERALL) IN THE 1989 NHL ENTRY
DRAFT BY HARTFORD WHALERS

MOST ASSISTS, UNDRAFTED: F MARTIN ST. LOUIS (642 A)

HIGHEST DRAFTED, AT LEAST 800 NHL POINTS: F BILL GUERIN (856 P)

SELECTED 1ST RND (#5 OVERALL) IN THE 1989 NHL ENTRY
DRAFT BY NEW JERSEY DEVILS

LOWEST DRAFTED, AT LEAST 800 NHL POINTS: F KEN LINSEMAN (807 P)

SELECTED 1ST RND (#7 OVERALL) IN THE 1978 NHL ENTRY
DRAFT BY PHILADELPHIA FLYERS

MOST NHL POINTS, UNDRAFTED: F MARTIN ST. LOUIS (1033 P)

HIGHEST DRAFTED, AT LEAST 1,800 PIM: D KEN DANAYKO (2516 PIM)

SELECTED 1ST RND (#18 OVERALL) IN THE 1982 NHL ENTRY
DRAFT BY NEW JERSEY DEVILS

LOWEST DRAFTED, AT LEAST 1,800 PIM: F TODD EWEN (1911 PIM)

SELECTED 8TH RND (#168 OVERALL) IN THE 1984 NHL ENTRY
DRAFT BY CALGARY FLAMES

MOST NHL PIM, UNDRAFTED: F JODY SHELLEY (1538 PIM)

ALL-TIME DRAFT - GOALTENDER

HIGHEST DRAFTED, AT LEAST 600 NHL GAMES: G GRANT FUHR (867 GP)

SELECTED 1ST RND (#8 OVERALL) IN THE 1981 NHL ENTRY
DRAFT BY EDMONTON OILERS

LOWEST DRAFTED, AT LEAST 600 NHL GAMES: G KIRK MCLEAN (612 GP)

SELECTED 6TH RND (#107 OVERALL) IN THE 1984 NHL ENTRY
DRAFT BY NEW JERSEY DEVILS

MOST NHL GAMES, UNDRAFTED: G DWAYNE ROLOSON (606 GP)

HIGHEST DRAFTED, AT LEAST 250 WINS: G GRANT FUHR (403 W)

SELECTED 1ST RND (#8 OVERALL) IN THE 1981 NHL ENTRY
DRAFT BY EDMONTON OILERS

LOWEST DRAFTED, AT LEAST 250 WINS: G J.S. GIGUERE (262 W)

SELECTED 1ST RND (#13 OVERALL) IN THE 1995 NHL ENTRY
DRAFT BY HARTFORD WHALERS

MOST NHL WINS, UNDRAFTED: G DWAYNE ROLOSON (227 W)

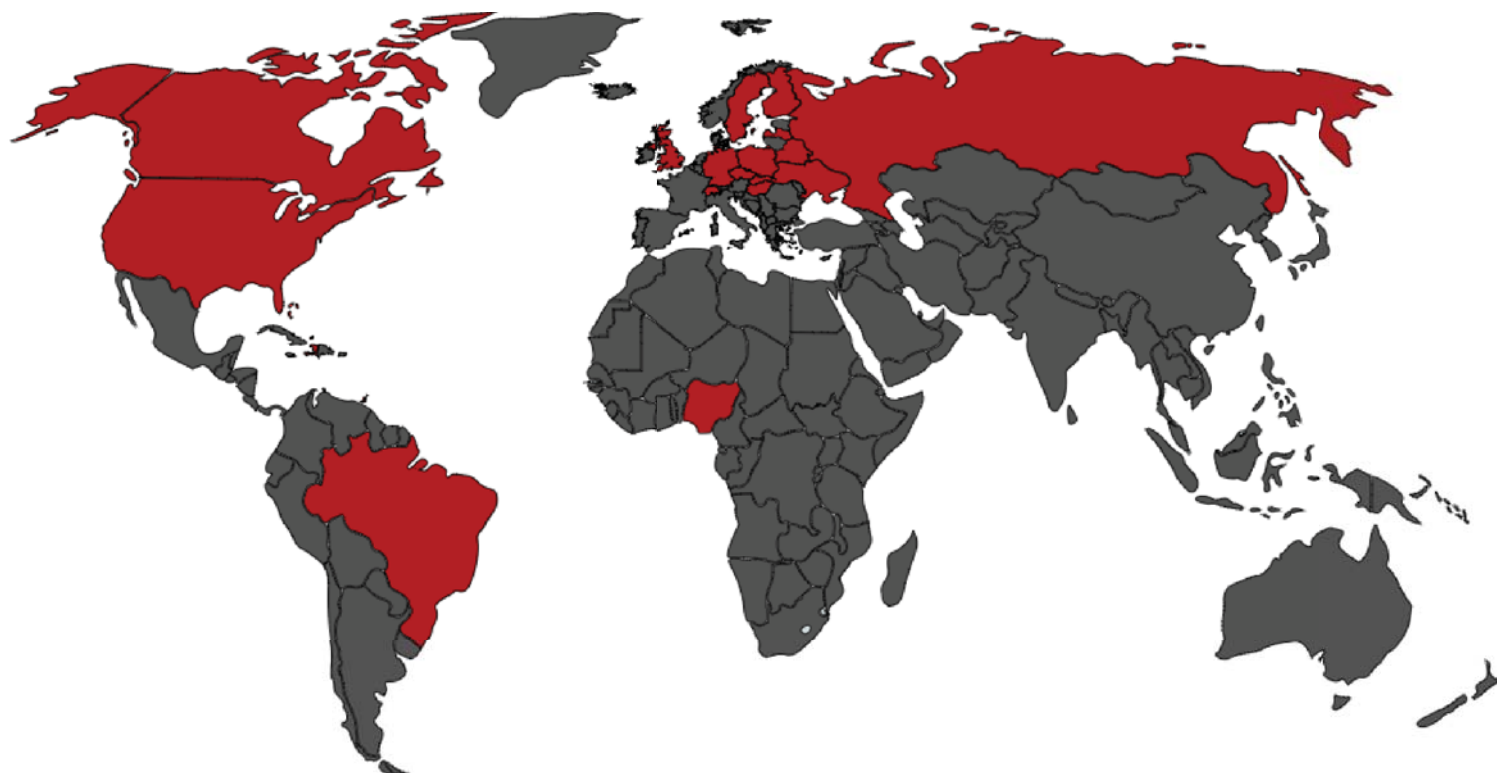
QUICK DRAFT FACTS

- 63% OF AHL FRANCHISE PLAYERS (INCLUDES GOALIES) WERE DRAFTED

- 55% OF AHL FRANCHISE SKATERS HAVE PLAYED AT LEAST ONE GAME IN THE NHL. 77% OF THOSE PLAYERS WITH NHL EXPERIENCE WERE DRAFTED. 47% OF AHL FRANCHISE SKATERS THAT WERE DRAFTED AND HAVE PLAYED AT LEAST ONE GAME IN THE NHL WERE DRAFTED IN THE TOP THREE ROUNDS.



WHERE DO PLAYERS COME FROM? (FRANCHISE - WORLD)



Countries Marked in Red have sent one or more player to play for the franchise

785 PLAYERS

Canada - 555 players (70.7%)	Bahamas - 1 player (.1%)
USA - 146 players (18.6%)	Belarus - 1 player (.1%)
Sweden - 16 players (2%)	Brazil - 1 player (.1%)
Czech Republic - 13 players (1.7%)	Haiti - 1 player (.1%)
Finland - 13 players (1.7%)	Hungary - 1 player (.1%)
Russia - 11 players (1.4%)	Latvia - 1 player (.1%)
Germany - 4 players (.5%)	Nigeria - 1 player (.1%)
Slovakia - 4 players (.5%)	Poland - 1 player (.1%)
Switzerland - 3 players (.4%)	Scotland - 1 player (.1%)
Czechoslovakia - 2 players (.3%)	Trinidad - 1 player (.1%)
England - 2 players (.3%)	Unknown - 4 players (.5%)
Ukraine - 2 players (.3%)	



WHERE DO PLAYERS COME FROM? (FRANCHISE - CANADA)



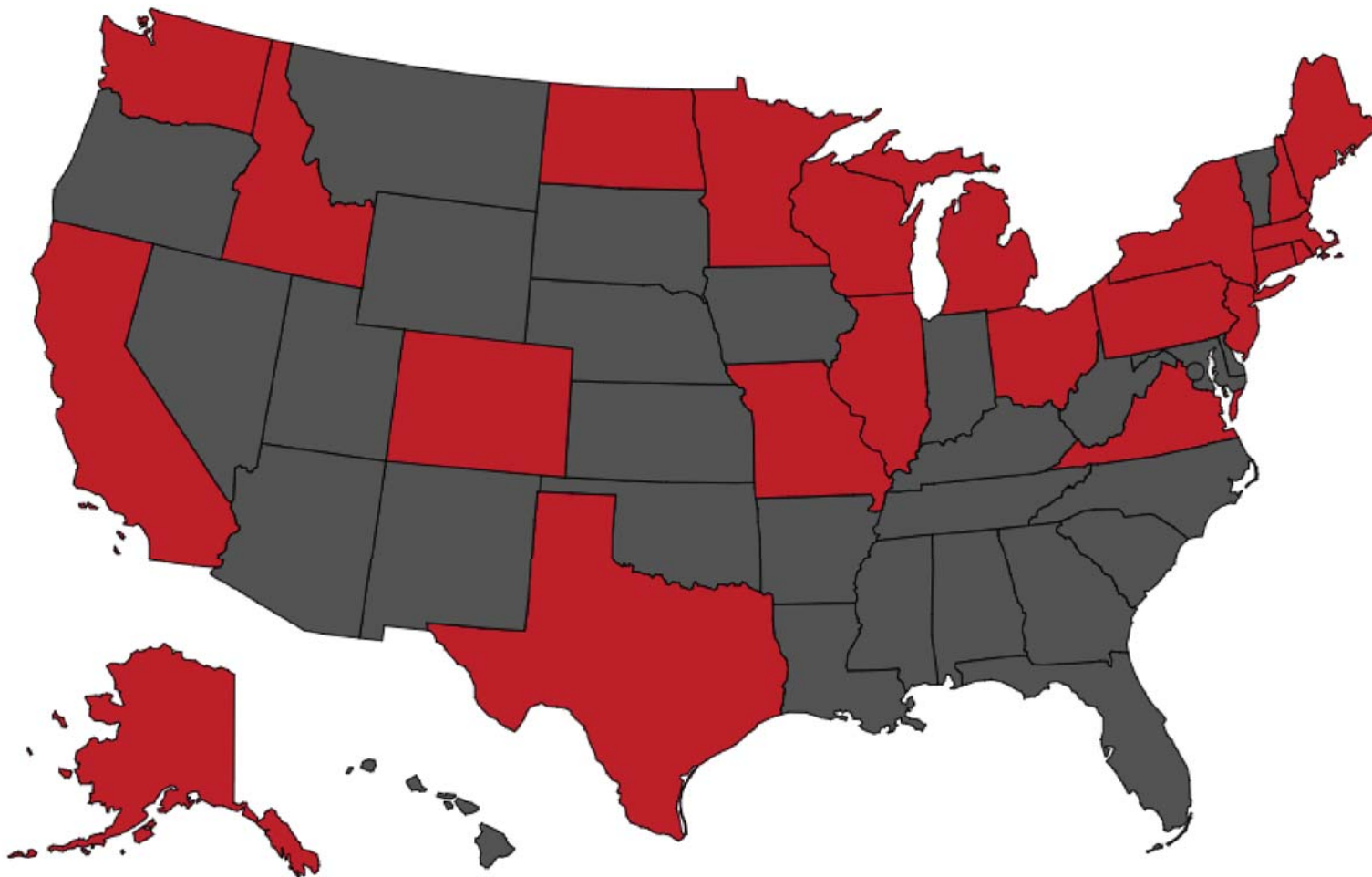
Provinces Marked in Red have sent one or more player to play for the franchise

556 CANADIAN PLAYERS

Ontario - 185 players (33.3%)	New Brunswick - 13 players (2.3%)
Alberta - 113 players (20.3%)	Nova Scotia - 10 players (1.8%)
British Columbia - 67 players (12.1%)	Newfoundland - 8 players (1.4%)
Quebec - 64 players (11.5%)	Prince Edward Island - 4 players (.7%)
Saskatchewan - 60 players (10.8%)	Unknown - 2 players (.4%)
Manitoba - 30 players (5.4%)	



WHERE DO PLAYERS COME FROM? (FRANCHISE - USA)



States Marked in Red have sent one or more player to play for the franchise

146 AMERICAN PLAYERS

Minnesota - 32 players (21.9%)

Massachusetts - 31 players (21.2%)

Michigan - 17 players (11.6%)

Wisconsin - 9 players (6.2%)

New Jersey - 7 players (4.8%)

Illinois - 6 players (4.1%)

New York - 6 players (4.1%)

Rhode Island - 6 players (4.1%)

California - 5 players (3.4%)

Colorado - 5 players (3.4%)

Connecticut - 5 players (3.4%)

Maine - 3 players (2.1%)

Alaska - 2 players (1.4%)

Missouri - 2 players (1.4%)

Ohio - 2 players (1.4%)

Pennsylvania - 2 players (1.4%)

Idaho - 1 player (.7%)

North Dakota - 1 player (.7%)

New Hampshire - 1 player (.7%)

Texas - 1 player (.7%)

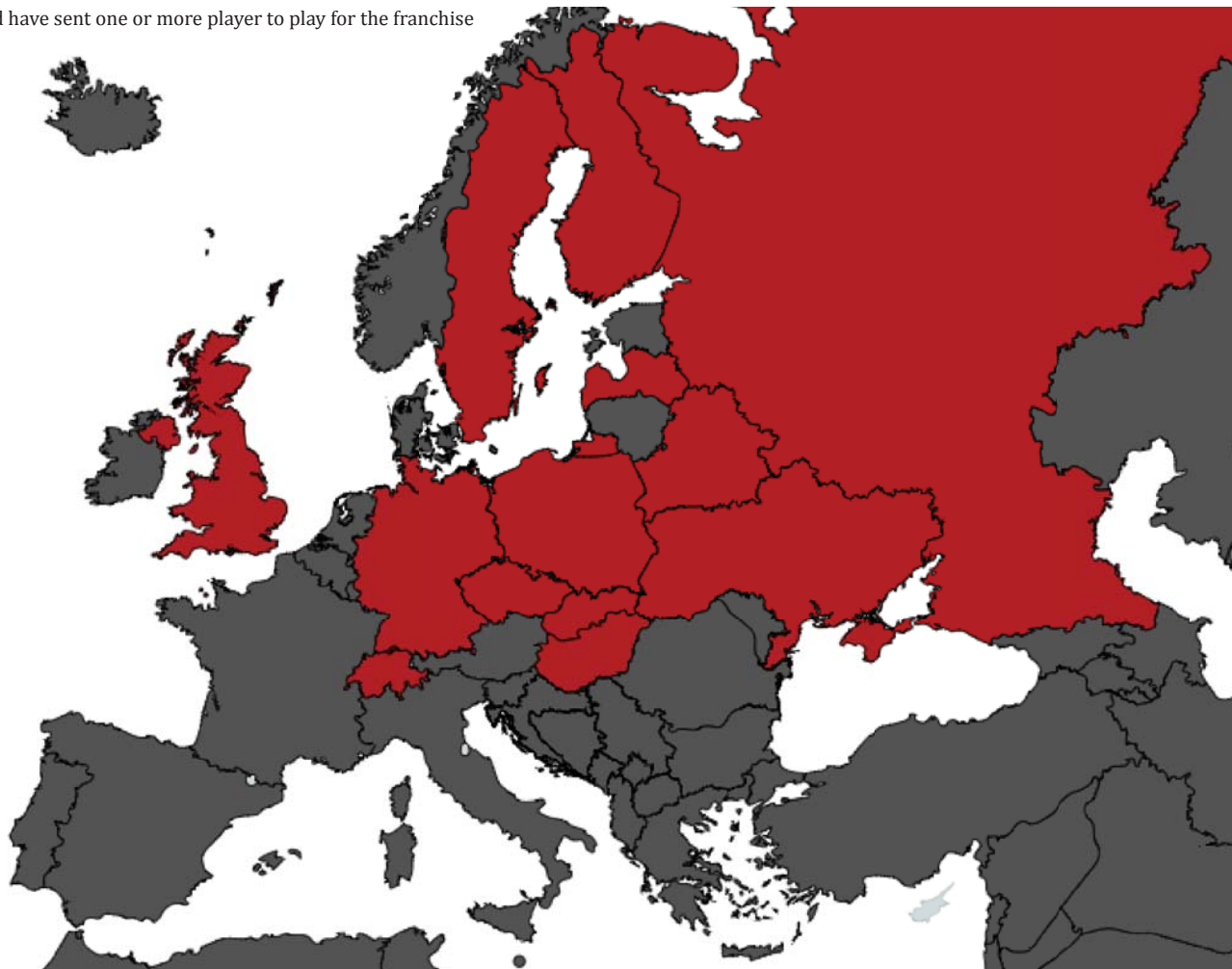
Virginia - 1 player (.7%)

Washington - 1 player (.7%)



WHERE DO PLAYERS COME FROM? (FRANCHISE - EUROPE)

Countries Marked in Red have sent one or more player to play for the franchise

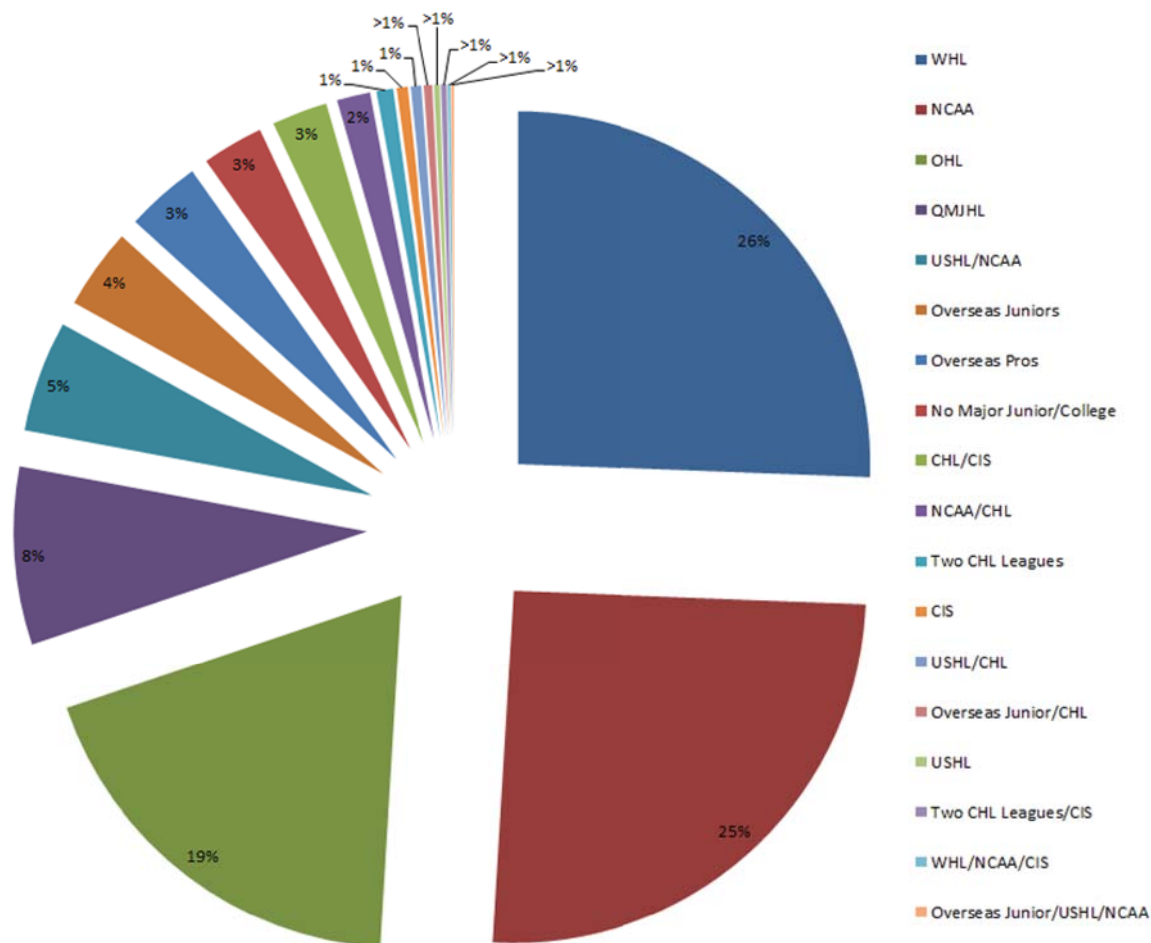


75 EUROPEAN PLAYERS

Sweden - 16 players (21.3%)	England - 2 players (2.7%)
Czech Republic - 13 players (17.3%)	Ukraine - 2 players (2.7%)
Finland - 13 players (17.3%)	Belarus - 1 player (1.3%)
Russia - 11 players (14.7%)	Hungary - 1 player (1.3%)
Germany - 4 players (5.3%)	Latvia - 1 player (1.3%)
Slovakia - 4 players (5.3%)	Poland - 1 player (1.3%)
Switzerland - 3 players (4%)	Scotland - 1 player (1.3%)
Czechoslovakia - 2 players (2.7%)	



WHERE DO PLAYERS COME FROM? (FRANCHISE - AMATEURS)



MOST PLAYED IN LEAGUES (INCLUDES PLAYERS WHO PLAYED IN MULTIPLE LEAGUES)

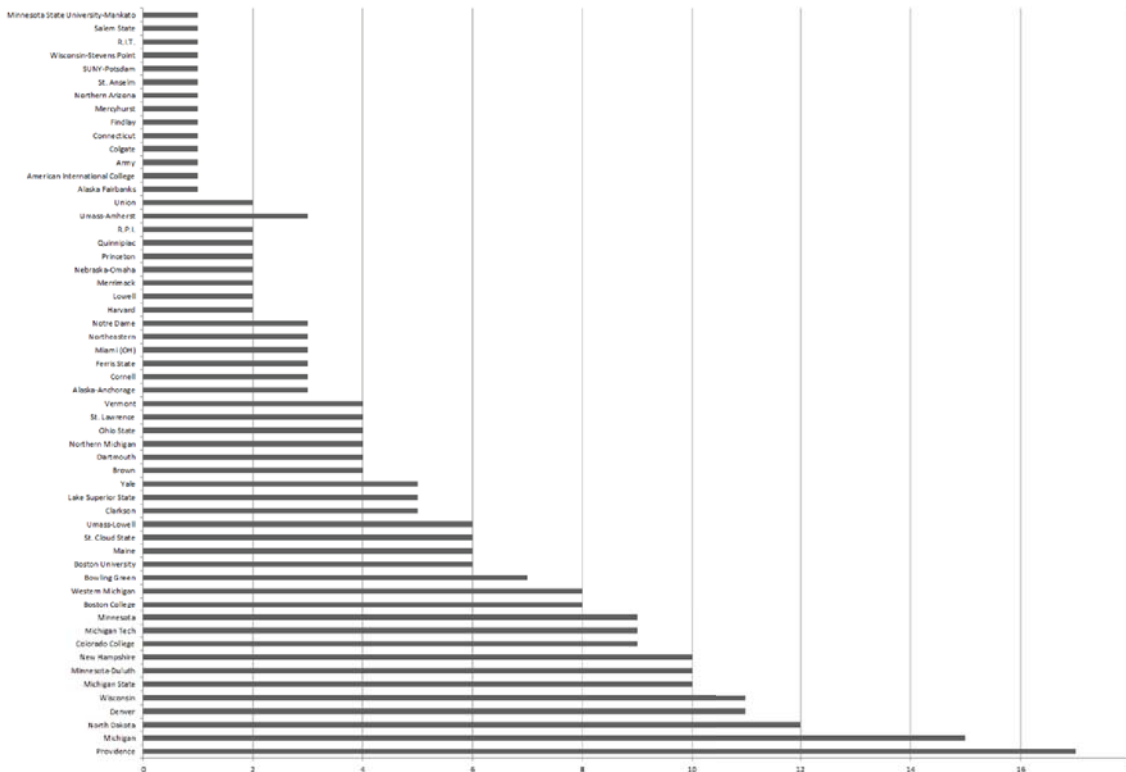
1. NATIONAL COLLEGIATE ATHLETIC ASSOCIATION (NCAA) - 254 PLAYERS WITH NCAA EXPERIENCE
2. WESTERN HOCKEY LEAGUE (WHL) - 222 PLAYERS WITH WHL EXPERIENCE
3. ONTARIO HOCKEY LEAGUE (OHL) - 168 PLAYERS WITH OHL EXPERIENCE
4. QUEBEC MAJOR JUNIOR HOCKEY LEAGUE (QMJHL) - 77 PLAYERS WITH QMJHL EXPERIENCE
5. EUROPE - 60* PLAYERS WITH EUROPEAN JUNIOR AND/OR PRO EXPERIENCE
6. UNITED STATES HOCKEY LEAGUE (USHL) - 46 PLAYERS WITH USHL EXPERIENCE
7. CANADIAN INTERUNIVERSITY SPORT (CIS) - 27 PLAYERS WITH CIS EXPERIENCE

*56 of 60 players played pro in Europe



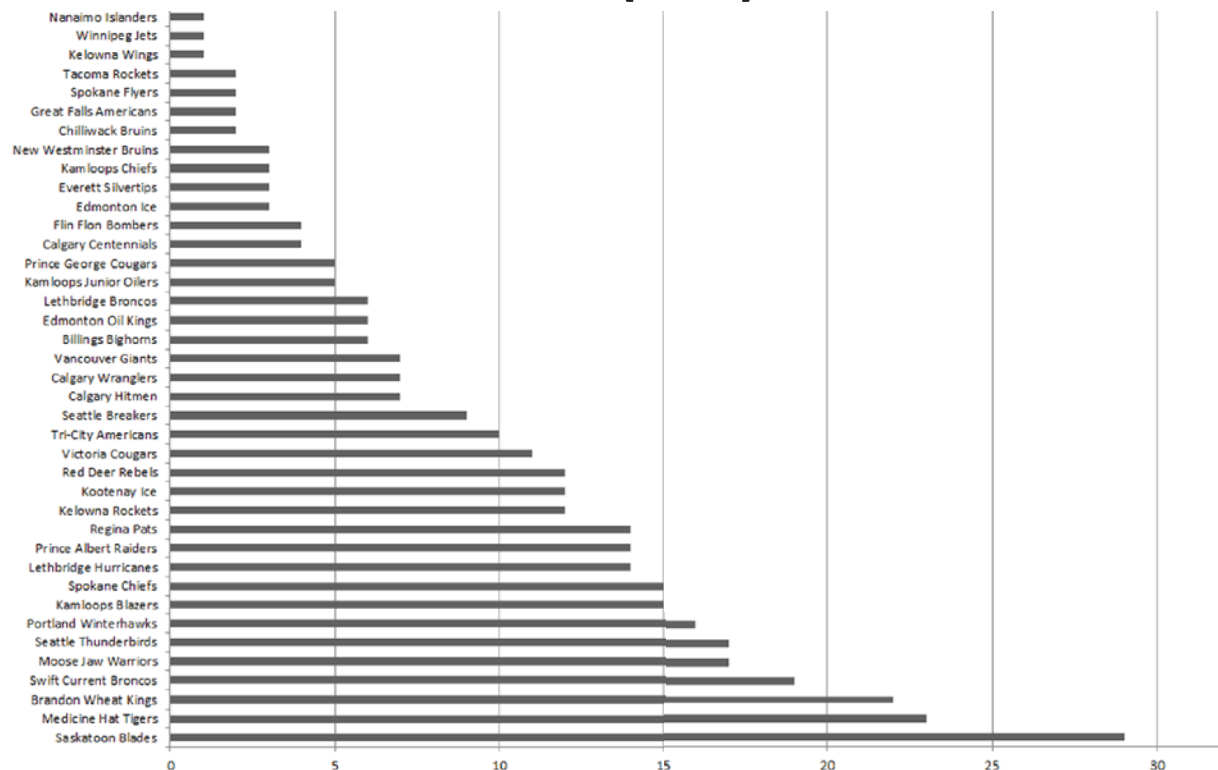
WHERE DO PLAYERS COME FROM? (FRANCHISE - NCAA/WHL)

NATIONAL COLLEGIATE ATHLETIC ASSOCIATION (NCAA)



-6 players played for two colleges

WESTERN HOCKEY LEAGUE (WHL)

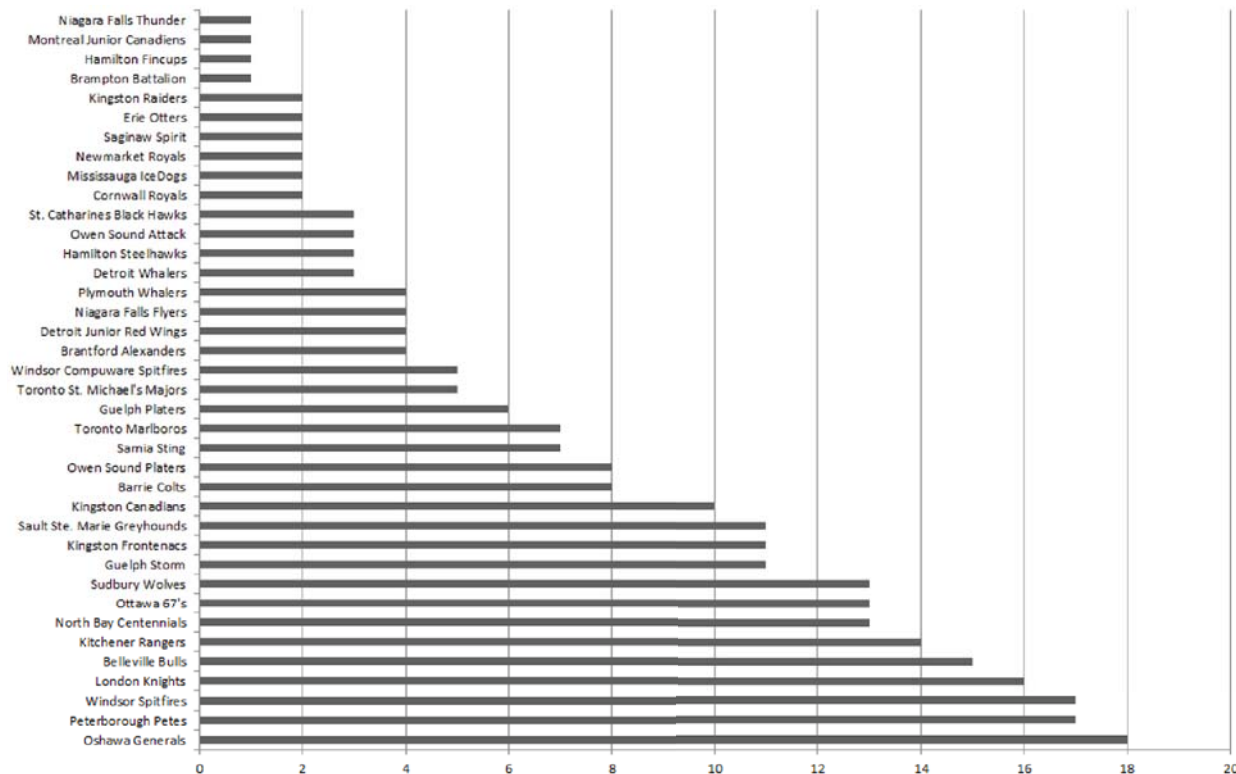


-98 players suited up for two teams
 -28 players suited up for three teams
 -9 players suited up for four teams
 -3 players suited up for five teams



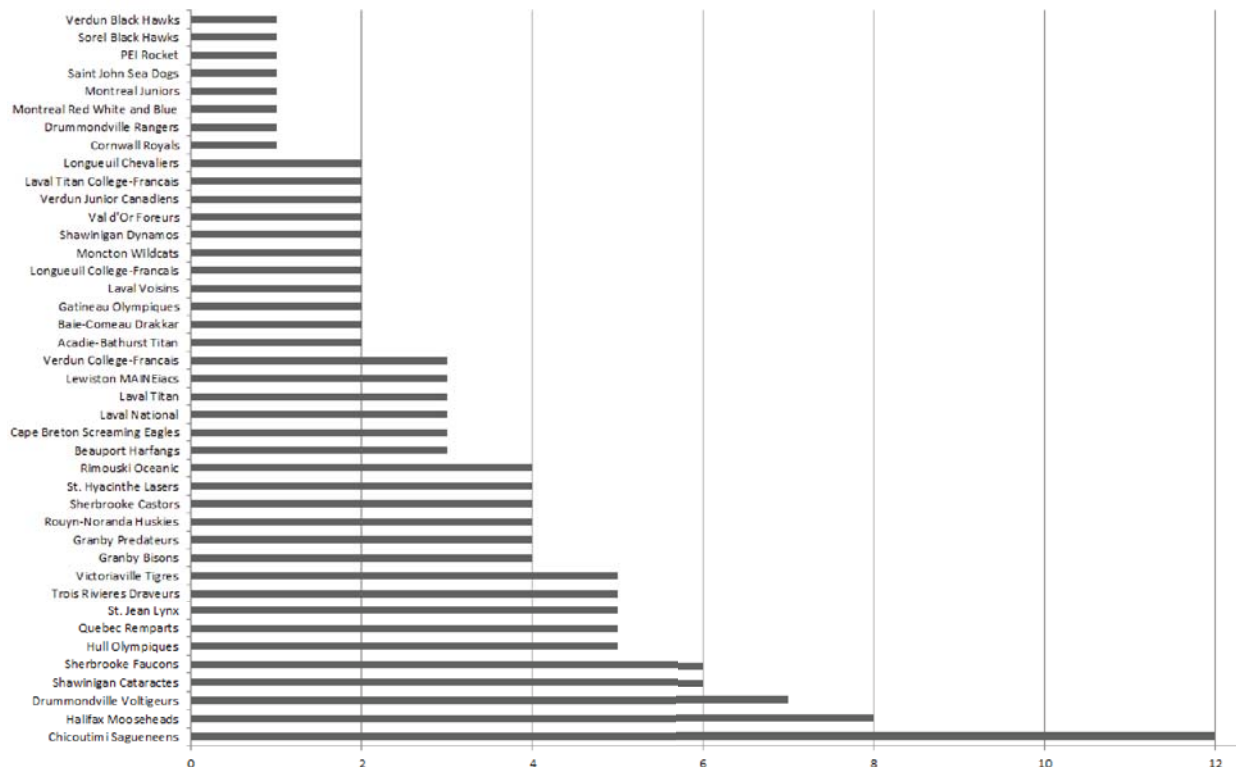
WHERE DO PLAYERS COME FROM? (FRANCHISE - OHL/QMJHL)

ONTARIO HOCKEY LEAGUE (OHL)



-73 Players suited up for two OHL teams
 -22 Players suited up for three OHL teams
 -4 Players suited up for four OHL teams
 -2 Players suited up for five OHL teams
 -1 Player suited up for six OHL teams

QUEBEC MAJOR JUNIOR HOCKEY LEAGUE (QMJHL)

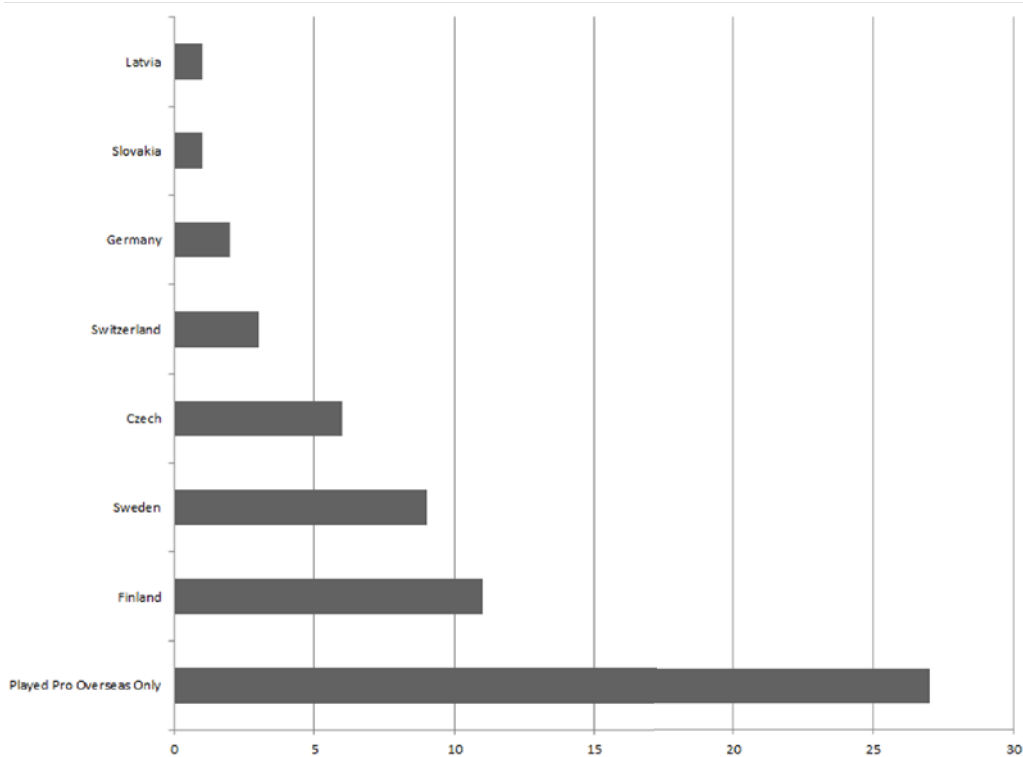


-41 Players suited up for two teams
 -13 players suited up for three teams
 -2 players suited up for four teams
 -1 player suited up for five teams
 -1 player suited up for six teams
 -1 player suited up for seven teams



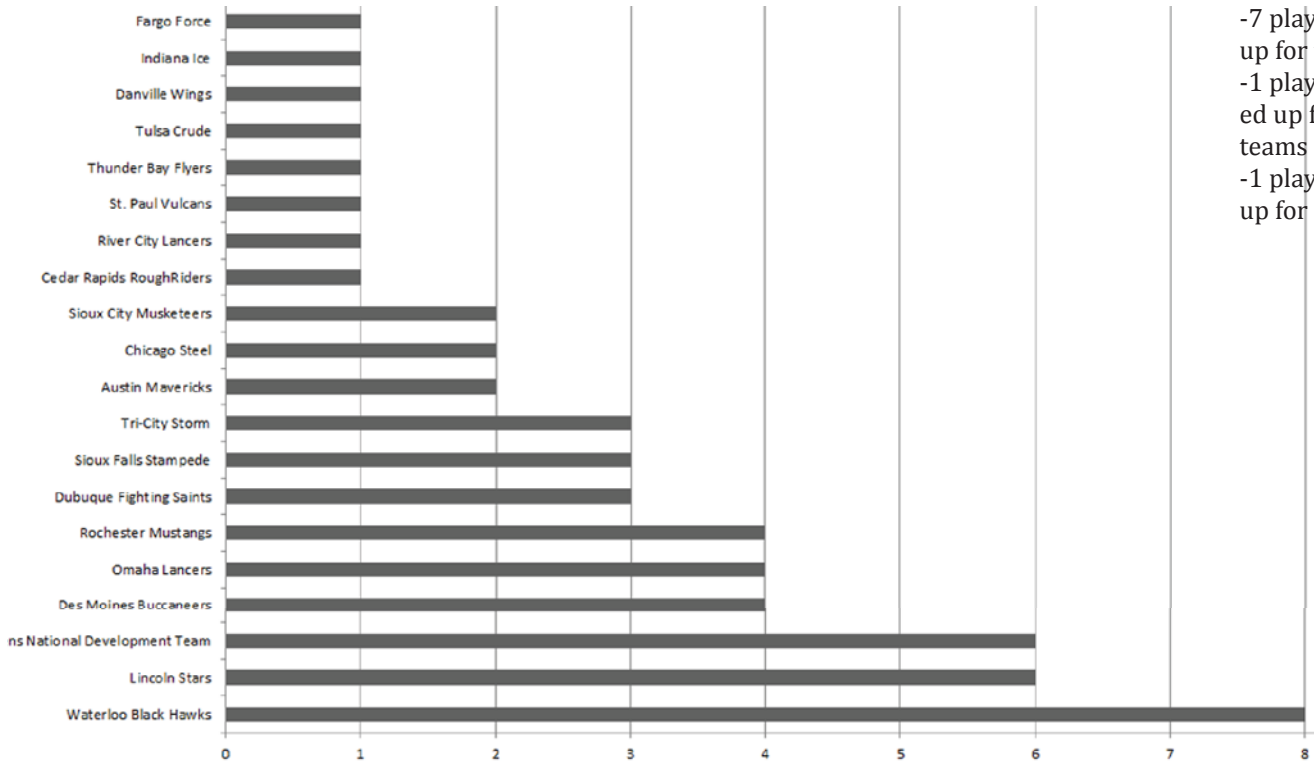
WHERE DO PLAYERS COME FROM? (FRANCHISE - EUROPE/USHL)

EUROPEAN TEAMS



-Only 4 players did not also play Pro Overseas (56/60 did)
 -9 players suited up for two European Junior teams
 -2 players suited up for three European Junior teams

UNITED STATES HOCKEY LEAGUE (USHL)

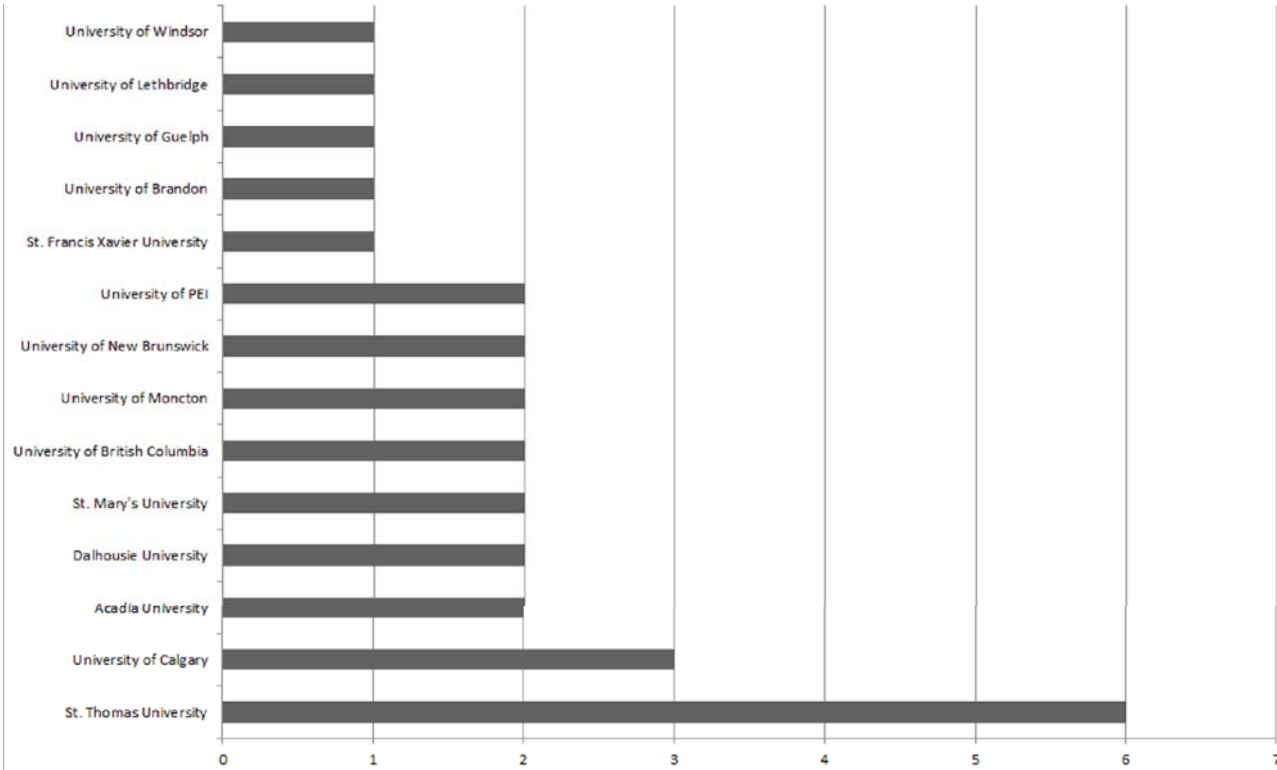


-7 players suited up for two teams
 -1 player suited up for three teams
 -1 player suited up for four teams



WHERE DO PLAYERS COME FROM? (FRANCHISE - CIS/OVERALL)

CANADIAN INTERUNIVERSITY SPORT



-1 player played for two schools

MOST OVERALL



SASKATOON BLADES
WHL - 29 PLAYERS



PLAYED PRO OVERSEAS
EUROPE - 27 PLAYERS



MEDICINE HAT TIGERS
WHL - 23 PLAYERS



BRANDON WHEAT KINGS
WHL - 22 PLAYERS



SWIFT CURRENT BRONCOS
WHL - 19 PLAYERS

TOP 50 (TEAM - LEAGUE - # OF PLAYERS)

- | | | | |
|--|--|---|-------------------------------------|
| 1. Saskatoon Blades - WHL - 29 | 16. Kamloops Blazers - WHL - 15 | 31. University of Wisconsin - NCAA - 11 | 46. Western Michigan - NCAA - 8 |
| 2. Pro Overseas - Europe - 27 | 17. Spokane Chiefs - WHL - 15 | 32. Guelph Storm - OHL - 11 | 47. Barrie Colts - OHL - 8 |
| 3. Medicine Hat Tigers - WHL - 23 | 18. Kitchener Rangers - OHL - 14 | 33. Kingston Frontenacs - OHL - 11 | 48. Owen Sound Platers - OHL - 8 |
| 4. Brandon Wheat Kings - WHL - 22 | 19. Lethbridge Hurricanes - WHL - 14 | 34. Sault Ste. Marie Greyhounds - OHL - 11 | 49. Halifax Mooseheads - QMJHL - 8 |
| 5. Swift Current Broncos - WHL - 19 | 20. Prince Albert Raiders - WHL - 14 | 35. Victoria Cougars - WHL - 11 | 50. Waterloo Black Hawks - USHL - 8 |
| 6. Oshawa Generals - OHL - 18 | 21. Regina Pats - WHL - 14 | 36. Michigan State University - 10 | |
| 7. Providence College - NCAA - 17 | 22. North Bay Centennials - OHL - 13 | 37. Minnesota-Duluth - NCAA - 10 | |
| 8. Peterborough Petes - OHL - 17 | 23. Ottawa 67's - OHL - 13 | 38. University of New Hampshire - NCAA - 10 | |
| 9. Windsor Spitfires - OHL - 17 | 24. Sudbury Wolves - OHL - 13 | 39. Kingston Canadians - OHL - 10 | |
| 10. Moose Jaw Warriors - WHL - 17 | 25. University of North Dakota - NCAA - 12 | 40. Tri-City Americans - WHL - 10 | |
| 11. Seattle Thunderbirds - WHL - 17 | 26. Chicoutimi Saguenéens - QMJHL - 12 | 41. Colorado College - NCAA - 9 | |
| 12. London Knights - OHL - 16 | 27. Kelowna Rockets - WHL - 12 | 42. Michigan Tech - NCAA - 9 | |
| 13. Portland Winter Hawks - WHL - 16 | 28. Kootenay Ice - WHL - 12 | 43. University of Minnesota - NCAA - 9 | |
| 14. University of Michigan - NCAA - 15 | 29. Red Deer Rebels - WHL - 12 | 44. Seattle Breakers - WHL - 9 | |
| 15. Belleville Bulls - OHL - 15 | 30. University of Denver - NCAA - 11 | 45. Boston College - NCAA - 8 | |

ALL-TIME FRANCHISE ROSTER

NAME	POS	GP	G	A	PTS	PIM	SEASONS	YRS.	BIRTHDATE	BIRTHPLACE	TEAM(S)
Sena Acolatse	D	38	6	13	19	68	2014-2015	1	11/28/90	Hayward, CA	ADK
Greg Adams	L	116	35	41	76	399	1980-1982	2	5/31/60	Fuller Lake, BC	MN
Greg Adams	L	41	15	20	35	12	1984-1985	1	8/1/63	Nelson, BC	MN
Kenneth Agostino	L	67	15	28	43	52	2014-2015	1	4/30/92	Morristown, NJ	ADK
Peter Ahola	D	66	9	19	28	59	1993-1994	1	5/14/68	Espoo, Finland	S3J
Tommy Albelin	D	25	8	8	16	14	1990-1992	2	5/21/64	Stockholm, Sweden	UTI
Akim Aliu	L	84	14	11	25	170	2011-2013	2	4/24/89	Okene, Nigeria	ABB
Sandy Allan	G	2	0	0	0	0	1996-1997	1	1/22/74	Nassau, Bahamas	SJ
Jamie Allison	D	138	6	27	33	434	1995-1999	4	5/13/75	Lindsay, ONT	SJ
Ray Allison	R	26	15	13	28	75	1981-1982	1	3/4/59	Cranbrook, BC	MN
Bujar Amidovski	G	6	0	0	0	0	1998-1999	1	2/19/77	Toronto, ONT	SJ
Perry Anderson	L	148	37	35	72	415	86-87, 89-91	3	10/14/61	Barrie, ONT	UTI, MN
David Anderson	R	133	32	21	53	271	1986-1988	2	7/30/62	Vancouver, BC	UTI, MN
Erik Andersson	L	34	5	9	14	33	1997-1999	2	8/19/71	Stockholm, Sweden	SJ
Doug Andress	D	1	0	0	0	0	2005-2006	1	4/7/79	Iroquois Falls, ONT	OMA
Mike Antonovich	C	25	17	13	30	8	1983-1984	1	10/18/51	Calumet, MN	MN
John Armstrong	C	177	16	28	44	208	2008-2012	4	2/26/88	Toronto, ONT	ABB, QC
Bill Armstrong	L	32	18	21	39	60	1992-1993	1	6/25/66	London, ONT	UTI
Riley Armstrong	R	38	11	8	19	55	2009-2010	1	11/8/84	Saskatoon, SASK	ABB
Tim Army	F	68	11	16	27	10	1985-1986	1	4/26/63	Providence, RI	MN
Bill Arnold	F	61	15	23	38	30	2014-2015	1	5/13/92	Needham, MA	ADK
Dean Arsene	D	42	1	6	7	43	2013-2014	1	7/20/80	Murrayville, BC	ABB
Peter Aubry	G	3	0	0	0	0	2002-2003	1	5/19/77	Windsor, ONT	SJ
Keith Aulie	D	43	2	4	6	32	2009-2010	1	6/11/89	Rouleau, SASK	ABB
Mikael Backlund	C	55	15	17	32	26	2009-2011	2	3/17/89	Vasteras, Sweden	ABB
Sven Baertschi	L	109	31	49	80	40	2012-2015	3	10/5/92	Bern, Switzerlan	ADK, ABB
Reid Bailey	D	244	16	75	91	492	1978-1982	4	5/28/56	Toronto, ONT	MN
Scott Bailey	G	4	0	0	0	0	1999-2000	1	5/2/72	Calgary, ALTA	SJ
Ajay Baines	C	24	8	4	12	26	2005-2006	1	3/25/78	Kamloops, BC	OMA
Todd Baird	G	1	0	0	0	0	1993-1994	1			SJ
Kevin Baker	R	46	13	7	20	20	2001-2002	1	6/15/79	Kingston, ONT	SJ
Steve Baker	G	13	0	1	1	2	1983-1984	1	5/6/57	Boston, MA	MN
Gord Baldwin	D	234	8	40	48	207	2007-2011	4	3/1/87	Winnipeg, MAN	ABB, QC
Carter Bancks	L	224	15	37	52	179	2009-2014	5	8/9/89	Marysville, BC	ABB
Steve Bancroft	D	92	4	24	28	148	97-99, 05-06	3	10/6/70	Toronto, ONT	OMA, SJ
Jeff Bandura	D	9	1	0	1	6	1983-1984	1	4/12/57	White Rock, BC	MN
Ralph Barahona	C	2	0	0	0	0	1992-1993	1	11/16/65	Long Beach, CA	UTI
Dan Barber	R	6	0	0	0	19	1980-1982	2	6/7/60		MN
Evan Barlow	L	8	1	3	4	4	2009-2010	1	11/8/85	Strathmore, ALTA	ABB
Norm Barnes	D	117	13	29	42	170	1977-1979	2	8/24/53	Toronto, ONT	MN
Dave Barr	R	1	0	0	0	7	1991-1992	1	11/30/60	Toronto, ONT	UTI
Ryan Bast	D	91	3	8	11	213	1996-1999	3	8/27/75	Regina, SASK	SJ
Frank Bathe	D	108	8	14	22	267	1977-1984	3	9/27/54	Oshawa, ONT	MN
Scott Beattie	C	2	0	0	0	2	1993-1994	1	5/16/68	Kimberley, BC	SJ
Steve Begin	L	178	38	35	73	364	1996-2001	4	6/14/78	Trois-Rivieres, PQ	SJ
Wade Belak	D	12	0	2	2	43	1998-1999	1	7/3/76	Saskatoon, SASK	SJ
David Bell	D	4	0	0	0	7	2001-2002	1	3/24/77	Warton, ONT	SJ
Thomas Bellemare	R	2	0	0	0	5	2005-2006	1	1/11/84	Shawinigan, PQ	OMA

ALL-TIME FRANCHISE ROSTER

NAME	POS	GP	G	A	PTS	PIM	SEASONS	YRS.	BIRTHDATE	BIRTHPLACE	TEAM(S)
Garett Bembridge	R	130	18	22	40	55	2001-2003	2	7/6/81	Saskatoon, SASK	SJ
Spencer Bennett	L	2	0	0	0	0	2010-2011	1	10/31/90	White Rock, BC	ABB
Sean Berens	C	11	2	0	2	6	1998-1999	1	4/6/76	Chicago, IL	SJ
Reto Berra	G	9	0	0	0	0	2013-2014	1	1/3/87	Bulach, Switzerland	ABB
Scott Bertoli	L	1	0	0	0	0	2001-2002	1	3/23/77	Milton, ONT	SJ
Blair Betts	C	161	39	51	90	44	2000-2003	3	2/16/80	Edmonton, ALTA	SJ
Craig Billington	G	158	0	8	8	39	1986-1990	4	9/11/66	London, ONT	UTI, MN
Chad Billins	D	65	10	32	42	40	2013-2014	1	5/26/89	Marysville, MI	ABB
Brent Bilodeau	D	24	2	1	3	39	1996-1997	1	3/27/73	Clyde, ALTA	SJ
Patrick Bisailon	R	1	0	0	0	0	1994-1995	1	8/23/72	St. Jean, PQ	SJ
Jim Bissett	C	10	0	0	0	0	1986-1987	1	8/15/59	Seattle, WA	MN
Judd Blackwater	C	17	0	0	0	15	2011-2012	1	6/22/87	Lethbridge, ALTA	ABB
John Blessman	D	50	2	5	7	96	1987-1989	2	4/27/67	Agincourt, ONT	UTI
Lucas Bloodoff	L	2	0	0	0	2	2014-2015	1	5/5/89	Castlegar, BC	ADK
Mike Bodnarchuk	R	166	50	61	111	68	1990-1993	3	3/26/70	Bramalea, ONT	UTI
Andy Bohmbach	L	4	1	0	1	0	2012-2013	1	2/25/87	Hudson, WI	ABB
Michel Bolduc	D	97	2	13	15	115	1984-1986	2	3/13/61	Ange-Gardien, PQ	MN
Ryan Bonni	D	16	0	0	0	19	2006-2007	1	2/18/79	Winnipeg, MAN	OMA
Mark Botell	D	74	4	19	23	67	1980-1983	3	8/27/61	Scarborough, ONT	MN
Jason Botterill	L	152	37	45	82	261	1999-2002	3	5/19/76	Edmonton, ALTA	SJ
Joel Bouchard	D	155	16	51	67	173	1993-1998	4	1/23/74	Montreal, PQ	SJ
Lance Bouma	L	95	16	11	27	108	2009-2013	4	3/25/90	Provost, ALTA	ABB
J.F. Boutin	L	27	3	11	14	25	2002-2003	1	11/17/76	Sherbrooke, PQ	SJ
Jason Bowen	L	11	0	1	1	28	1999-2000	1	11/9/73	Port Alice, BC	SJ
Justin Bowers	C	20	4	3	7	13	2008-2010	2	3/20/85	Halifax, NS	ABB, QC
Dustin Boyd	C	89	31	40	71	40	2006-2009	3	7/16/86	Winnipeg, MAN	QC, OMA
Neil Brady	C	223	71	127	198	196	1988-1992	4	4/12/68	Montreal, PQ	UTI
Andy Brandt	R	4	1	1	2	0	2011-2012	1	6/1/83	Wausau, WI	ABB
Tim Branham	D	30	1	8	9	24	2002-2003	1	5/10/81	Eagle River, WI	SJ
Fred Brathwaite	G	2	0	0	0	0	1999-2000	1	11/24/72	Ottawa, ONT	SJ
Frank Breault	R	32	8	20	28	56	1992-1993	1	5/11/67	Acton Vale, PQ	UTI
Christopher Breen	D	245	9	21	30	172	2009-2014	5	6/29/89	Uxbridge, ONT	ABB
Andy Brickley	L	145	60	96	156	34	82-86, 87-88	3	8/9/61	Melrose, MA	UTI, MN
Travis Brigley	L	162	35	51	86	80	1997-2000	3	6/16/77	Coronation, ALTA	SJ
Martin Brochu	G	55	0	1	1	8	2000-2001	1	3/10/73	Anjou, PQ	SJ
Martin Brodeur	G	32	0	4	4	6	1992-1993	1	5/6/72	Montreal, PQ	UTI
T.J. Brodie	D	115	7	50	57	64	2010-2013	3	6/7/90	Chatham, ONT	ABB
Laurent Brossoit	G	2	0	0	0	0	2013-2014	1	3/23/93	Surrey, BC	ABB
Doug Brown	R	104	36	57	93	25	1986-1993	4	6/12/64	Southborough, MA	UTI, MN
Dave Brown	R	71	8	6	14	418	1982-1983	1	10/12/62	Saskatoon, SASK	MN
Jeremy Brown	R	17	1	5	6	2	2001-2002	1	6/23/74	Haileybury, ONT	SJ
Brad Brown	D	46	1	1	2	96	2008-2009	1	12/27/75	Baie Verte, NFLD	QC
Bobby Brown	C	2	0	0	0	0	1997-1998	1	9/26/75	Winnipeg, MAN	SJ
Jamie Brown	D	1	0	0	0	0	2001-2002	1	4/24/76	Halifax, NS	SJ
Murray Brumwell	D	383	49	204	253	206	1983-1989	6	3/31/60	Calgary, ALTA	UTI, MN
Barry Brust	G	35	0	0	0	8	2012-2013	1	8/8/83	Swan River, MAN	ABB
Tim Budy	W	3	0	0	0	2	1988-1989	1	2/14/67	Selkirk, MAN	UTI
Marc Bureau	C	17	4	7	11	13	2000-2001	1	5/19/66	Trois-Rivieres, PQ	SJ

ALL-TIME FRANCHISE ROSTER

NAME	POS	GP	G	A	PTS	PIM	SEASONS	YRS.	BIRTHDATE	BIRTHPLACE	TEAM(S)
Brian Burke	F	65	3	5	8	60	1977-1978	1	6/30/55	Providence, RI	MN
Gerry Burke	D	45	0	6	6	36	2007-2008	1	7/6/82	Milton, MA	QC
Mike Busniuk	F	248	29	83	112	513	1977-1984	6	12/13/51	Thunder Bay, ONT	MN
Paul Byron	C	100	18	36	54	82	2011-2014	3	4/27/89	Ottawa, ONT	ABB
Cory Cadden	G	3	0	0	0	2	1997-1998	1	2/21/69	Edmonton, ALTA	SJ
Joe Callahan	D	64	0	10	10	44	2012-2013	1	12/20/82	Abington, MA	ABB
Drew Callander	C	87	41	46	87	81	1977-1979	2	8/17/56	Regina, SASK	MN
Bryan Cameron	R	60	6	9	15	41	2010-2011	1	2/25/89	Brampton, ONT	ABB
Dave Cameron	C	13	0	1	1	32	84-85, 94-95	2	7/29/58	Charlottetown, PEI	SJ, MN
Brett Cameron	R	5	0	1	1	6	2014-2015	1	5/11/90	Spruce Grove, ALTA	ADK
Kris Cantu	L	4	0	0	0	0	1997-1998	1	1/12/76	Warren, MI	SJ
Arnie Caplan	G	1	0	0	0	0	1995-1996	1	2/22/68	Winnipeg, MAN	SJ
Dan Carlson	L	8	1	0	1	4	2001-2002	1	4/6/79	Edina, MN	SJ
Anders Carlsson	C	46	14	32	46	22	1986-1989	3	11/25/60	Gavle, Sweden	UTI, MN
Hugo Carpentier	C	61	3	9	12	41	2008-2011	3	3/17/88	Hull, PQ	ABB, QC
Doug Carr	G	15	0	0	0	0	2013-2015	2	3/12/89	Hanover, MA	ADK, ABB
Andrew Carroll	C	13	1	1	2	4	2010-2011	1	5/7/85	Shoreview, MN	ABB
Lindsay Carson	L	133	31	56	87	176	1980-1982	2	11/21/60	Oxbow, SASK	MN
Brett Carson	L	60	8	11	19	26	2011-2013	2	11/29/85	Regina, SASK	ABB
Brian Caruso	L	1	0	0	0	2	1994-1995	1	9/20/72	Thunder Bay, ONT	SJ
Nowel Catterall		80	1	13	14	50	1986-1987	1			MN
Wally Chapman	C	45	17	19	36	36	1987-1988	1	7/6/64	Edina, MN	UTI
Eric Charron	D	143	20	47	67	366	1997-2000	3	1/14/70	Verdun, PQ	SJ
Ryan Chaytors	C	11	1	4	5	0	2000-2001	1	9/19/75	Calgary, ALTA	SJ
Steve Cheredaryk	D	6	1	1	2	13	2001-2002	1	11/20/75	Calgary, ALTA	SJ
Rich Chernomaz	R	269	90	118	208	250	1983-1987	4	9/1/63	Selkirk, MAN	MN
Tom Chorske	L	6	1	4	5	2	1992-1993	1	9/18/66	Minneapolis, MN	UTI
Jeff Christian	L	178	55	72	127	402	1990-1993	3	7/30/70	Burlington, ONT	UTI
Ryan Christie	L	144	31	32	63	145	2001-2003	2	7/3/78	Beamsville, ONT	SJ
Kris Chucko	R	277	66	61	127	227	2006-2011	5	3/13/86	Burnaby, BC	ABB, QC, OMA
Chris Cichocki	R	146	73	64	137	126	1986-1990	4	9/17/63	Detroit, MI	UTI, MN
Zdeno Ciger	L	8	5	4	9	2	1990-1991	1	10/19/69	Martin, Slovakia	UTI
Carmine Cirella	L	24	1	7	8	55	1983-1984	1	1/16/60	Hamilton, ONT	MN
Gordie Clark	R	237	132	137	269	134	1978-1983	5	5/31/52	Glasgow, Scotland	MN
Chris Clark	R	169	47	61	108	388	1998-2001	3	3/8/76	South Windsor, CT	SJ
Dan Clark	D	6	0	1	1	6	1977-1978	1	11/3/57	Toronto, ONT	MN
Steve Coates	R	15	3	2	5	11	1977-1978	1	7/27/50	Toronto, ONT	MN
Glen Cochrane	D	191	6	46	52	790	1978-1981	3	1/29/58	Cranbrook, BC	MN
Brad Cole	D	161	5	21	26	103	2007-2010	3	10/21/86	Miniota, MAN	ABB, QC
Grant Cole	G	4	0	0	0	0	1977-1978	1		Calgary, ALTA	MN
Marcel Comeau†	C						1982-1983	1	3/1/52	Edmonton, ALTA	MN
Mike Commodore	D	7	0	3	3	18	2002-2003	1	11/7/79	Fort Saskatchewan, ALTA	SJ
Pat Conacher	C	233	54	114	168	221	1985-1991	5	5/1/59	Edmonton, ALTA	UTI, MN
Rob Concannon	L	5	2	2	4	2	1999-2000	1	12/2/70	Dorchester, MA	SJ
Brian Connelly	D	28	1	15	16	10	2011-2012	1	6/10/86	Bloomington, MN	ABB
Brendan Connolly	C	6	1	1	2	0	2013-2014	1	9/15/85	Canmore, ALTA	ABB
David Cooper	D	65	18	24	42	121	1998-1999	1	11/2/73	Ottawa, ONT	SJ
Todd Copeland	D	175	13	49	62	161	1990-1993	3	5/18/68	Ridgewood, NJ	UTI

ALL-TIME FRANCHISE ROSTER

NAME	POS	GP	G	A	PTS	PIM	SEASONS	YRS.	BIRTHDATE	BIRTHPLACE	TEAM(S)
Kenny Corupe	C	44	3	4	7	26	2000-2001	1	1/18/80	Hamilton, ONT	SJ
Rich Costello	F	3	1	1	2	2	1987-1988	1	6/27/63	Framingham, MA	UTI
Richard Cote	F	1	0	0	0	0	1982-1983	1		Montreal, PQ	MN
Pierre-Luc Courchesne	D	3	0	2	2	8	2002-2003	1	9/4/81	Nicolet, PQ	SJ
Derek Couture	R	188	20	26	46	293	2005-2008	3	4/24/84	Calgary, ALTA	QC, OMA
Jeff Cowan	L	209	42	40	82	225	1996-2000	4	9/27/76	Scarborough, ONT	SJ
Adam Cracknell	R	89	12	18	30	38	05-06, 07-09	3	7/15/85	Prince Albert, SASK	QC, OMA
Dave Craievich	D	9	0	0	0	4	1991-1992	1	5/3/71	Chatham, ONT	UTI
Bruce Crowder	F	117	41	30	71	117	1979-1981	2	3/25/57	Essex, ONT	N
Troy Crowder	R	65	6	4	10	188	1987-1989	2	5/3/68	Sudbury, ONT	UTI
Ryan Culkin	D	37	1	17	18	18	2014-2015	1	12/15/93	Montreal, PQ	ADK
Patrick Cullity	D	5	0	1	1	2	2011-2012	1	1/26/87	Tewksbury, MA	ABB
Mark Cundari	D	84	11	31	42	122	2012-2015	3	4/23/90	Toronto, ONT	ADK, ABB
Cam Cunning	L	342	65	54	119	297	2005-2011	6	6/4/85	Powell River, BC	ABB, QC, OMA
Jim Cunningham	L	222	19	47	66	651	1977-1981	4	8/15/56	St.Paul, MN	MN
Doug Dadswell	G	22	0	1	1	10	1991-1992	1	2/7/64	Scarborough, ONT	UTI
Kevin Dahl	D	25	4	11	15	37	1993-1996	2	12/30/68	Regina, SASK	SJ
Andrew Dale	C	2	0	0	0	0	1999-2000	1	2/16/76	Sudbury, ONT	SJ
Jason Dale	R	1	0	0	0	0	2011-2012	1	12/31/88	Pickering, ONT	ABB
Jean-Francois Damphousse	G	10	0	0	0	0	2002-2003	1	7/21/79	Saint-Alexis-des-Monts, PQ	SJ
Ken Daneyko	D	101	7	11	18	281	1984-1986	2	4/17/62	Edmonton, ALTA	MN
Neil Davey	D	13	0	0	0	10	1985-1987	2	12/29/65	Edmonton, ALTA	MN
Zach Davies	D	14	3	0	3	6	2013-2014	1	7/1/88	Smithers, BC	ABB
Jacob De Serres	G	1	0	0	0	0	2014-2015	1	3/18/90	Calgary, ALTA	ADK
Barry Dean	L	113	41	43	84	200	1978-1980	2	2/26/55	Maple Creek, SASK	MN
Kevin Dean	D	87	2	20	22	84	1990-1993	3	4/1/69	Madison, WI	UTI
Dana Decker	L	2	1	0	1	4	1979-1980	1	12/28/55	Minneapolis, MN	MN
Robby Dee	C	3	1	0	1	0	2011-2012	1	4/9/87	Plymouth, MN	ABB
Dan Delianedis	G	24	0	0	0	12	1987-1989	2	7/3/64	Worcester, MA	UTI
Aaron Dell	G	6	0	0	0	0	2013-2014	1	5/4/89	Airdrie, ALTA	ABB
Andy Delmore	D	9	1	3	4	4	2009-2010	1	12/26/76	Windsor, ONT	ABB
Guy Delparte	D	223	36	67	103	256	1977-1980	3	8/30/49	Sault Ste. Marie, ONT	MN
Guillaume Desbiens	R	59	3	11	14	114	2011-2012	1	4/20/85	Alma, PQ	ABB
Frederic Deschenes	G	5	0	0	0	0	1999-2000	1	1/12/76	Quebec, PQ	SJ
Jeff Dewar	R	3	1	0	1	5	2000-2001	1	5/21/76	Rothsay, NB	SJ
Don Dietrich	D	143	15	32	47	69	1984-1986	2	4/5/61	Deloraine, MAN	MN
Peter Dineen	D	114	12	21	33	256	1980-1983	3	11/19/60	Kingston, ONT	MN
Chris Dingman	L	121	10	13	23	335	1995-1999	3	7/6/76	Edmonton, ALTA	SJ
Matt Doman	W	23	1	1	2	17	2001-2003	2	2/10/80	Crystal Lake, IL	SJ
Robert Dome	R	56	27	29	56	41	2002-2003	1	1/29/79	Skalica, Slovakia	SJ
Hnat Domenichelli	C	112	65	42	107	58	1996-2000	4	2/16/76	Edmonton, ALTA	SJ
Ryan Donally	L	28	3	2	5	59	2006-2008	2	2/4/85	Tecumseh, ONT	QC, OMA
Dan Dorion	R	150	53	61	114	164	1985-1989	4	3/2/63	Astoria, NY	UTI, MN
Doug Doull	L	49	3	10	13	167	2000-2001	1	5/31/74	Glace Bay, NS	SJ
Jim Dowd	C	215	57	128	185	147	91-93, 96-98	4	12/25/68	Brick, NJ	SJ, UTI
Justin Dowling	C	30	2	4	6	8	2010-2012	2	10/1/90	Cochrane, ALTA	ABB
Shane Doyle	D	14	0	1	1	38	1987-1988	1	4/26/67	Lindsay, ONT	UTI
Trevor Doyle	D	2	0	0	0	5	1998-1999	1	1/1/74	Ottawa, ONT	SJ

ALL-TIME FRANCHISE ROSTER

NAME	POS	GP	G	A	PTS	PIM	SEASONS	YRS.	BIRTHDATE	BIRTHPLACE	TEAM(S)
Bruce Driver	D	27	6	13	19	31	1983-1986	2	4/29/62	Toronto, ONT	MN
Barry Duench	C	7	1	1	2	2	1977-1978	1	2/21/57	Kitchener, ONT	MN
Luc Dufour	C	75	15	20	35	57	1985-1986	1	2/13/63	Chicoutimi, PQ	MN
Steve Duke	D	2	0	0	0	0	1998-1999	1	8/31/75	Georgetown, ONT	SJ
Brett Duncan	D	19	0	0	0	109	1995-1996	1	2/15/73	Kitchener, ONT	SJ
Blake Dunlop	F	74	38	59	97	30	1977-1979	2	4/18/53	Hamilton, ONT	MN
Micki DuPont	D	188	27	75	102	178	2000-2003	3	4/15/80	Calgary, ALTA	SJ
Ryan Duthie	C	72	18	21	39	70	1994-1995	1	9/2/74	Red Deer, ALTA	SJ
David Eddy	R	19	1	0	1	12	2011-2014	3	12/10/89	Woodbury, MN	ABB
Allan Egeland	C	25	6	10	16	91	1998-2000	2	1/31/73	Lethbridge, ALTA	SJ
Neil Eisenhut	C	75	16	39	55	30	1994-1995	1	2/9/67	Osoyoos, BC	SJ
Matt Eisler	G	15	0	0	0	2	1998-1999	1	9/19/75	West Milford, NJ	SJ
Nils Ekman†	R						1997-1998	1	3/11/76	Stockholm, Sweden	SJ
Mickey Elick	D	62	2	11	13	50	1998-1999	1	3/17/74	Calgary, ALTA	SJ
Miika Elomo	L	72	10	21	31	109	2000-2001	1	4/21/77	Turku, Finland	SJ
Turner Elson	L	99	19	14	33	73	2011-2015	4	9/13/92	St. Albert, ALTA	ADK, ABB
Dave Emerson	D	3	0	0	0	2	1986-1987	1	8/14/64	Etobicoke, ONT	MN
David Emma	R	76	25	47	72	59	1991-1993	2	1/14/69	Cranston, RI	UTI
Chad Erickson	G	53	0	1	1	8	1991-1993	2	8/21/70	Minneapolis, MN	UTI
Anders Eriksson	D	64	4	45	49	60	2008-2009	1	1/9/75	Bollnas, Sweden	QC
Thomas Eriksson	D	54	11	20	31	75	1980-1981	1	10/16/59	Stockholm, Sweden	MN
Len Esau	D	129	25	63	88	202	1993-1995	2	3/16/68	Meadow Lake, SASK	SJ
Adam Estoclet	C	43	5	12	17	14	2011-2013	2	3/24/89	Orono, MN	ABB
Paul Evans	C	489	164	296	460	312	1977-1985	7	5/2/54	Toronto, ONT	MN
Greg Evtushevski	F	38	4	5	9	115	1985-1987	2	5/4/65	St. Paul, ALTA	MN
Todd Ewen‡	R						1985-1986	1	3/22/66	Saskatoon, SASK	MN
Dave Falkenberg	D	10	0	1	1	6	1979-1980	1	10/14/59	Red Deer, ALTA	MN
Brad Farynuk	D	17	1	2	3	12	2008-2009	1	1/22/82	Enderby, BC	QC
Rico Fata	R	146	52	58	110	194	1999-2001	2	2/12/80	Sault Ste. Marie, ONT	SJ
Dave Faulkner	C	91	19	27	46	88	1978-1980	2	4/3/55	Shaunavon, SASK	MN
Brad Ference	D	73	3	23	26	210	2006-2007	1	4/2/79	Calgary, ALTA	OMA
Craig Ferguson	C	18	5	13	18	8	1995-1996	1	4/8/70	Castro Valley, CA	SJ
Micheal Ferland	L	64	13	20	33	71	2012-2015	3	4/20/92	Swan River, MAN	ADK, ABB
Viacheslav Fetisov	D	1	1	1	2	0	1990-1991	1	4/20/58	Moscow, Russia	UTI
Jayme Filipowicz	D	63	2	13	15	106	2002-2003	1	6/15/76	Arlington Heights, IL	SJ
Ross Fitzpatrick	F	66	29	28	57	32	1982-1983	1	10/7/60	Penticton, BC	MN
Ron Flockhart	F	59	33	33	66	76	1980-1981	1	10/10/60	Smithers, BC	MN
Larry Floyd	R	326	147	223	370	153	1983-1988	5	5/1/61	Peterborough, ONT	UTI, MN
Adrian Foster	C	5	0	1	1	2	2013-2014	1	1/15/82	Lethbridge, ALTA	ABB
Kevin Foster		7	0	0	0	0	1985-1986	1			MN
Scott Fraser	R	37	22	10	32	24	1996-1997	1	5/3/72	Moncton, NB	SJ
Jay Fraser	D	44	5	5	10	116	1981-1982	1	10/26/61	Ottawa, ONT	MN
Mark Freer	C	77	33	53	86	45	1993-1994	1	7/14/68	Toronto, ONT	SJ
Karl Friesen	G	35	0	1	1	2	1985-1986	1	6/30/58	Winnipeg, MAN	MN
Mitch Fritz	L	11	0	0	0	34	2001-2002	1	11/24/80	Osoyoos, BC	SJ
Bob Froese	G	67	0	1	1	13	1979-1983	3	6/30/58	St. Catharines, ONT	MN
Grant Fuhr	G	3	0	0	0	0	1999-2000	1	9/28/62	Spruce Grove, ALTA	SJ
Mike Gabinet	D	1	0	0	0	2	2010-2011	1	9/26/81	Edmonton, ALTA	ABB

ALL-TIME FRANCHISE ROSTER

NAME	POS	GP	G	A	PTS	PIM	SEASONS	YRS.	BIRTHDATE	BIRTHPLACE	TEAM(S)
Steve Gallace	D	1	0	0	0	2	2001-2002	1	8/28/78	London, ONT	SJ
Dave Gardner	C	37	20	35	55	16	1979-1980	1	8/23/52	Toronto, ONT	MN
Tyrone Garner	G	19	0	0	0	2	1999-2000	1	7/27/78	Stoney Creek, ONT	SJ
Denis Gauthier	D	162	9	51	60	267	1995-1999	4	10/1/76	Montreal, PQ	SJ
Brent Gauvreau	C	2	0	0	0	0	1999-2000	1	6/28/80	Sudbury, ONT	SJ
Aaron Gavey	C	8	4	3	7	28	1997-1998	1	2/22/74	Sudbury, ONT	SJ
David Geris	D	2	0	0	0	5	2002-2003	1	6/7/76	North Bay, ONT	SJ
Carsen Germyn	L	327	89	149	238	449	2005-2010	5	2/22/82	Campbell River, BC	ABB, QC, OMA
Jean-Sebastien Giguere	G	111	0	3	3	59	1997-2000	3	5/16/77	Montreal, PQ	SJ
Don Gillen	R	79	30	29	59	255	1979-1981	2	12/24/60	Doddsland, SASK	MN
Trevor Gillies	L	29	1	0	1	57	2013-2015	2	1/30/79	Cambridge, ONT	ADK, ABB
Ryan Gillis	D	4	0	0	0	0	1996-1997	1	12/31/76	Salisbury, NB	SJ
Mark Giordano	D	78	16	44	60	149	2005-2007	2	10/3/83	Toronto, ONT	OMA
Eric Godard	L	36	5	4	9	94	2006-2007	1	3/7/80	Vernon, BC	OMA
Ben Gordon	L	7	0	2	2	2	2009-2010	1	1/31/85	International Falls, MN	ABB
Ian Gordon	G	40	0	0	0	0	1995-1997	2	5/15/75	North Battleford, SASK	SJ
Tom Gorence	R	132	42	44	86	85	1977-1985	4	3/11/57	St.Paul, MN	MN
Chris Gotziaman	R	12	2	2	4	4	1994-1995	1	11/29/71	Roseau, MN	SJ
David Goverde	G	1	0	0	0	0	1995-1996	1	4/9/70	Toronto, ONT	SJ
Markus Granlund	C	73	34	29	63	36	2013-2015	2	4/16/93	Oulu, Finland	ADK, ABB
Ryley Grantham	C	89	1	6	7	202	2009-2011	2	1/7/88	Hanna, ALTA	ABB
Benoit Gratton	C	118	27	85	112	290	1999-2001	2	12/28/76	Montreal, PQ	SJ
Mike Greeder	D	91	4	13	17	157	1979-1981	2	5/1/57	Mahtomedi, MN	MN
Kyle Greentree	L	79	39	37	76	63	2008-2009	1	11/15/83	Victoria, BC	QC
Mark Greig	R	67	31	50	81	82	1994-1995	1	1/25/70	High River, ALTA	SJ
Francois Groleau	D	138	14	48	62	77	1993-1995	2	1/23/73	Longueuil, PQ	SJ
Paul Guay	R	75	25	30	55	103	1989-1990	1	9/2/63	Providence, RI	UTI
Bill Guerin	R	40	23	17	40	53	1991-1993	2	11/9/70	Wilbraham, MA	UTI
Yves Guillemette	G	1	0	0	0	5	1978-1979	1	3/13/57	Shawinigan, PQ	MN
Garry Gulash	D	3	0	0	0	19	2001-2002	1	9/22/72	Calgary, ALTA	SJ
Ravil Gusmanov	L	12	4	4	8	2	1996-1997	1	7/25/72	Naberezhnye Chelny, Russia	SJ
David Haas	L	37	11	17	28	108	1993-1994	1	6/23/68	Toronto, ONT	SJ
Len Hachborn	C	75	28	55	83	32	1982-1983	1	9/9/61	Brantford, ONT	MN
Patrik Haltia	G	3	0	0	0	0	1996-1997	1	3/29/73	Karlstad, Sweden	SJ
Tim Hambly	D	184	8	57	65	101	2005-2008	3	6/23/83	White Bear Lake, MN	QC, OMA
Rene Hamelin	R	1	0	0	0	5	1977-1978	1	7/4/57	Lac-aux-Sables, PQ	MN
Ben Hankinson	R	152	52	43	95	331	1991-1993	2	5/1/69	Edina, MN	UTI
Justin Hanley	C	36	3	5	8	46	1981-1982	1	7/14/61		MN
Ben Hanowski	R	111	29	27	56	39	2013-2015	2	10/18/90	Little Falls, MN	ADK, ABB
Connor Hardowa	D	2	0	0	0	0	2012-2013	1	11/15/88	Edmonton, ALTA	ABB
Todd Harkins	C	38	13	9	22	64	1993-1994	1	10/8/68	Cleveland, OH	SJ
Justin Harney	D	11	0	1	1	4	2001-2002	1	11/14/77	Hopkinton, MA	SJ
Brant Harris	R	15	2	3	5	0	2014-2015	1	10/8/89	Estevan, SASK	ADK
Dan Haskins	D	7	0	2	2	8	1979-1980	1	3/3/57	Cambridge, MA	MN
Garnet Hathaway	F	80	19	17	36	87	2013-2015	2	11/23/91	Kennebunkport, ME	ADK, ABB
Dwayne Hay	L	70	5	12	17	39	2001-2002	1	2/11/77	London, ONT	SJ
Eric Healey	L	64	14	24	38	77	1998-1999	1	1/20/75	Hull, MA	SJ
Dan Held	F	140	34	57	91	117	1981-1983	2	11/13/61	Calgary, ALTA	MN

ALL-TIME FRANCHISE ROSTER

NAME	POS	GP	G	A	PTS	PIM	SEASONS	YRS.	BIRTHDATE	BIRTHPLACE	TEAM(S)
Sami Helenius	D	272	8	20	28	851	1994-1998	4	1/22/74	Helsinki, Finland	SJ
Archie Henderson	R	124	8	12	20	418	1985-1987	2	2/17/57	Calgary, ALTA	MN
Rick Hendricks	D	108	4	22	26	215	1980-1982	2	5/15/57	Hardisty, ALTA	MN
Burke Henry	D	58	0	17	17	92	2001-2002	1	1/21/79	Ste. Rose, MAN	SJ
Jordan Henry	D	52	2	7	9	87	2011-2012	1	2/11/86	Milo, ALTA	ABB
Jukka Hentunen	R	9	3	3	6	0	2001-2002	1	5/3/74	Joroinen, Finland	SJ
Alan Hepple	D	365	24	96	120	696	1983-1988	5	8/16/63	Blaydon-On-Tyre, England	UTI, MN
Bob Hess	D	13	5	3	8	10	1982-1983	1	5/19/55	Edmonton, ALTA	MN
Mel Hewitt	L	78	18	14	32	271	1982-1983	1	11/15/58	Moose Jaw, SASK	MN
Donevan Hextall	C	51	11	11	22	12	1992-1993	1	2/24/72	Wolseley, SASK	UTI
Uli Hiemer	D	41	9	5	14	70	1985-1987	2	9/21/62	Fuessen, Germany	MN
Al Hill	C	166	51	89	140	228	1977-1984	3	4/22/55	Nanaimo, BC	MN
Todd Hlushko	L	114	46	37	83	154	1994-1998	3	2/7/70	Guelph, ONT	SJ
Shane Hnidy	D	44	2	12	14	112	1996-1997	1	11/8/75	Neepawa, MAN	SJ
Bob Hoffmeyer	D	68	15	20	35	169	1980-1986	5	7/27/55	Doddsland, SASK	MN
Bobby Holik	C	1	0	0	0	2	1992-1993	1	1/1/71	Jihlava, Czech Rep.	UTI
Roman Horak	C	86	20	21	41	36	2011-2014	3	5/21/91	Ceske Budejovice, Czech	ABB
Mike Hordy	D	140	12	59	71	77	1983-1985	2	10/10/56	Thunder Bay, ONT	MN
Robert Horyna	G	1	0	0	0	0	1992-1993	1	9/10/70	, Czech	UTI
Garry Howatt	L	63	12	21	33	124	1983-1984	1	9/26/52	Glendon, ALTA	MN
Ryan Howse	L	59	6	4	10	16	2011-2013	2	7/6/91	Prince George, BC	ABB
Dave Hoyda	L	31	4	5	9	112	1977-1978	1	5/20/57	Edmonton, ALTA	MN
Bill Huard	L	161	21	34	55	659	1989-1992	3	6/24/67	Welland, ONT	UTI
Nick Huard	C	1	0	0	0	0	2014-2015	1	3/29/91	North Bay, ONT	ADK
Gil Hudon	G	22	0	1	1	0	1982-1983	1	2/12/62	Zenon Park, SASK	MN
Cale Hulse	D	13	2	7	9	39	1995-1996	1	11/10/73	Edmonton, ALTA	SJ
Dave Huntzicker	D	56	1	4	5	23	2001-2003	2	9/15/76	Ann Arbor, MI	SJ
Jamie Huscroft	D	243	17	45	62	1216	1987-1992	5	1/9/67	Creston, BC	UTI
Marc Hussey	D	114	16	39	55	182	1995-1997	2	1/22/74	Chatham, NB	SJ
Dave Hynek	D	6	0	0	0	2	1977-1978	1	10/6/56	Toronto, ONT	MN
Leland Irving	G	193	0	4	4	23	2008-2013	5	4/11/88	Swan Hills, ALTA	ABB, QC
Joel Irving	W	12	1	2	3	7	1998-2000	2	1/2/76	Lumsden, SASK	SJ
Raitis Ivanans	L	27	2	3	5	37	2011-2012	1	1/3/79	Riga, Latvia	ABB
Alexandre Jacques	R	8	0	0	0	5	2002-2003	1	9/27/77	Laval, PQ	SJ
Jason Jaffray	L	72	25	29	54	70	2009-2010	1	6/30/81	Rimbey, ALTA	ABB
Marko Jantunen	R	23	8	16	24	18	1996-1997	1	2/14/71	Lahti, Finland	SJ
John Jarvis	F	2	0	0	0	0	1999-2002	2	10/19/71	Saint John, NB	SJ
Hugh Jessiman	R	24	7	12	19	33	2011-2012	1	3/28/84	New York, NY	ABB
Lee Jinman	C	3	1	0	1	0	1999-2000	1	1/10/76	Toronto, ONT	SJ
Dustin Johner	C	5	0	0	0	2	2005-2006	1	3/6/83	Estavan, SASK	OMA
Bernie Johnston	C	149	64	97	161	77	1977-1983	4	9/15/56	Toronto, ONT	MN
Yvan Joly	R	39	12	17	29	25	1983-1984	1	2/6/60	Hawkesbury, ONT	MN
Blair Jones	C	59	20	25	45	70	2012-2014	2	9/27/86	Central Butte, SASK	ABB
Josh Jooris	F	75	11	16	27	67	2013-2015	2	7/14/90	Burlington, ONT	ADK, ABB
Jason Jozsa	D	9	0	0	0	2	2006-2008	2	7/4/81	Calgary, ALTA	QC, OMA
Hannu Kamppuri	G	7	0	0	0	0	1984-1985	1			MN
Henrik Karlsson	G	4	0	0	0	0	2011-2012	1	11/27/83	Stockholm, Sweden	ABB
Igor Karpenko	G	27	0	1	1	4	1997-1999	2	7/23/76	Kiev, Ukraine	SJ

ALL-TIME FRANCHISE ROSTER

NAME	POS	GP	G	A	PTS	PIM	SEASONS	YRS.	BIRTHDATE	BIRTHPLACE	TEAM(S)
Alexei Kasatonov	D	3	0	2	2	7	1989-1990	1	10/14/59	Leningrad, Russia	UTI
Arttu Kayhko	D	14	1	3	4	14	1998-1999	1	1/5/73	Joensuu, Finland	SJ
Dan Keczer	D	22	3	11	14	14	1995-1996	1	5/25/68	Mt. Clemens, MI	SJ
Matt Keetley	G	91	0	0	0	4	2007-2011	4	4/27/86	Medicine Hat, ALTA	ABB, QC
Matt Keith	C	77	20	15	35	45	2010-2011	1	4/11/83	Edmonton, ALTA	ABB
Brent Kelly	C	67	6	11	17	28	2002-2003	1	12/1/81	Kitchener, ONT	SJ
Paul Kelly	R	34	6	8	14	25	1988-1989	1	4/17/67	Hamilton, ONT	UTI
Sheldon Kennedy	R	3	4	0	4	8	1995-1996	1	6/15/69	Brandon, MAN	SJ
Kevin Kerr	R	19	3	3	6	25	1991-1992	1	9/18/67	North Bay, ONT	UTI
Tim Kerr	F	7	2	4	6	2	1979-1980	1	1/5/60	Windsor, ONT	MN
Chris Kiene	D	67	5	17	22	60	1989-1990	1	3/16/66	So. Windsor, CT	UTI
Mike Kitchen	D	12	0	1	1	10	1984-1985	1	2/1/56	Newmarket, ONT	MN
Kurt Kleinendorst	F	9	0	1	1	0	1987-1988	1	12/31/60	Grand Rapids, MN	UTI
Morgan Klimchuk	L	4	0	0	0	4	2013-2014	1	3/2/95	Calgary, ALTA	ABB
Jordan Knackstedt	R	1	0	0	0	5	2013-2014	1	9/28/88	Saskatoon, SASK	ABB
Corban Knight	C	92	26	30	56	62	2013-2015	2	9/10/90	High River, ALTA	ADK, ABB
Chuck Kobasew	R	48	21	12	33	61	2002-2003	1	4/17/82	Vancouver, BC	SJ
Paul Kobylarz	C	66	2	7	9	43	1986-1987	1	7/1/63	Livonia, MI	MN
Ladislav Kohn	R	250	89	124	213	298	1994-2003	5	3/4/75	Uherske Hradiste, Czech	SJ
Krys Kolanos	C	165	78	86	164	194	07-08, 11-13	3	7/27/81	Calgary, ALTA	ABB, QC
Zenith Komarniski	D	68	6	15	21	99	2005-2006	1	8/13/78	Edmonton, ALTA	OMA
Mike Korney	D	15	2	4	6	20	1977-1978	1	9/15/53	Dauphin, MAN	MN
Ales Kotalik	R	25	6	16	22	10	2010-2011	1	12/23/78	Jindrichuv Hradec, Czech	ABB
Frank Kovacs	L	15	1	3	4	30	1995-1996	1	6/3/71	Regina, SASK	SJ
Brent Krahn	G	99	0	5	5	0	2005-2008	3	4/2/82	Winnipeg, MAN	OMA, QC
Rob Krauss	D	5	0	1	1	14	1991-1992	1	10/28/69	Grande Prairie, ALTA	UTI
Jordan Kremyr	L	16	1	0	1	6	2013-2014	1	7/7/86	Cloverdale, BC	ABB
Jason Krischuk	D	2	0	0	0	2	2007-2008	1	8/16/80	Anchorage, AK	QC
Staffan Kronwall	D	45	5	23	28	24	2009-2011	2	9/10/83	Jarfalla, Sweden	ABB
Petr Kuchyna	D	129	6	30	36	78	1991-1993	2	1/14/70	Jihlavia, Czech	UTI
Brett Kulak	D	36	5	11	16	29	2012-2015	3	1/6/94	Stony Plain, ALTA	ADK, ABB
Justin Kurtz	D	4	0	0	0	6	1997-1998	1	1/14/77	Winnipeg, MAN	SJ
Dale Kushner	R	111	33	27	60	296	1993-1995	2	6/13/66	Terrace, BC	SJ
Kane Lafranchise	D	34	0	13	13	2	2013-2014	1	5/27/88	Edmonton, ALTA	ABB
Quintin Laing	L	180	24	40	64	116	2010-2013	3	6/8/79	Harris, SASK	ABB
Sasha Lakovic	L	18	1	8	9	182	1996-1997	1	9/7/71	East Vancouver, BC	SJ
Kevin Lalonde	G	13	0	1	1	2	2007-2009	2	2/19/87	Kingston, ONT	QC
Christophe Lalonde	L	2	0	0	0	0	2014-2015	1	1/12/94	St-Eustache, PQ	ADK
Martin Lamarche	L	33	4	5	9	114	1996-1997	1	10/2/75	Saint-Justin, PQ	SJ
Brady Lamb	D	95	5	13	18	48	2011-2014	3	8/15/88	Calgary, ALTA	ABB
John Lammers	L	4	1	4	5	2	2009-2010	1	1/29/86	Langley, BC	ABB
Jean-Philippe Lamoureux	G	19	0	0	0	0	2010-2011	1	8/20/84	Grand Forks, ND	ABB
Cody Lampl	D	1	0	0	0	2	2010-2011	1	6/19/86	Ketchum, ID	ABB
Eric Landry	C	117	36	43	79	352	1997-1999	2	1/20/75	Gatineau, PQ	SJ
Eric Landry	R	12	2	0	2	36	1996-1997	1	1/29/76	Cornwall, ONT	SJ
Jay Langager	D	9	0	0	0	2	2002-2003	1	10/15/80	Loreburn, SASK	SJ
Marc Laniel	D	159	12	37	49	113	1987-1991	4	1/16/68	Oshawa, ONT	UTI
Jean-Marc Lanthier	R	105	36	45	81	54	1988-1990	2	3/27/63	Montreal, PQ	UTI

ALL-TIME FRANCHISE ROSTER

NAME	POS	GP	G	A	PTS	PIM	SEASONS	YRS.	BIRTHDATE	BIRTHPLACE	TEAM(S)
Claude Lapointe	C	12	5	3	8	10	1995-1996	1	10/11/68	Lachine, PQ	SJ
Michel Larocque	G	4	0	0	0	0	1999-2000	1	10/3/76	Lahr, Germany	SJ
Guy Larose	C	15	11	11	22	20	1993-1994	1	8/31/67	Hull, PQ	SJ
Olivier Latendresse	C	29	4	8	12	10	2009-2010	1	2/12/86	LaSalle, PQ	ABB
Alain Lavigne		4	0	0	0	2	1982-1983	1			MN
Jason Lawmaster	D	31	1	7	8	41	2001-2002	1	12/31/78	Westland, MI	SJ
Chris Lee	D	32	4	13	17	16	2006-2007	1	10/3/80	MacTier, ONT	OMA
Alan Leggett	D	3	0	0	0	5	1993-1994	1	6/21/65	Wainwright, ALTA	SJ
Mike Lekun	C	63	12	9	21	74	1983-1984	1	2/26/63	Sudbury, ONT	MN
Tim Lenardon	C	203	94	115	209	150	1986-1989	3	5/11/62	Trail, BC	UTI, MN
Dave Leonardo	C	2	1	1	2	0	1978-1979	1		Framingham, MA	MN
Jordan Leopold	D	3	1	2	3	0	2002-2003	1	8/3/80	Golden Valley, MN	SJ
Alan Letang	D	61	4	24	28	33	2001-2002	1	9/4/75	Renfrew, ONT	SJ
Pierre-Luc Letourneau-Leblond	R	50	1	5	6	167	2011-2012	1	6/4/85	Levis, PQ	ABB
Aaron Lewicki	L	1	0	0	0	0	2011-2012	1	7/30/87	Livonia, MI	ABB
Matt Libby	D	1	0	0	0	0	2001-2002	1	7/16/78	Saco, ME	SJ
Quade Lightbody	D	1	0	0	0	0	2000-2001	1	5/1/75	Port Elgin, ONT	SJ
Pelle Lindbergh	G	76	0	5	5	4	1980-1982	2	5/24/59	Stockholm, Sweden	MN
David Ling	W	80	24	34	58	198	1995-1997	2	1/9/75	Halifax, NS	SJ
Ken Linseman	F	38	17	23	40	106	1978-1979	1	8/11/58	Kingston, ONT	MN
Corey Locke	C	30	4	19	23	8	2013-2014	1	5/8/84	Toronto, ONT	ABB
Jeff Loder	C	2	1	0	1	4	1997-1998	1	1/6/76	Corner Brook, NFLD	SJ
Dave Logan	D	13	2	1	3	27	1980-1981	1	7/2/54	Montreal, PQ	MN
Matthew Lombardi	C	77	26	22	48	41	02-03, 05-06	2	3/18/82	Montreal, PQ	OMA, SJ
Eric Long	D	5	0	0	0	2	2001-2002	1	7/26/72	Longmeadow, MA	SJ
Tim Lovell	C	2	0	0	0	2	2002-2003	1	5/14/74	Norwood, MA	SJ
Dave Lowry	L	22	3	6	9	16	2002-2003	1	2/14/65	Sudbury, ONT	SJ
Lynn Loynes	W	68	9	8	17	50	2005-2006	1	2/22/81	Naicam, SASK	OMA
Dan Lucas	W	152	46	46	92	89	1978-1981	3	2/28/58		MN
Jan Ludvig	F	14	6	4	10	46	1986-1987	1	9/17/61	Liberec, Czech	MN
Jamie Lundmark	C	86	24	49	73	95	2008-2010	2	1/16/81	Edmonton, ALTA	ABB, QC
Darren Lynch	R	4	0	2	2	6	2005-2006	1	7/7/83	Regina, SASK	OMA
Brett Lyon	L	9	0	0	0	32	2013-2014	1	1/23/91	Grand Forks, BC	ABB
Lane MacDermid	L	25	1	1	2	24	2013-2014	1	8/25/89	Hartford, CT	ABB
Craig MacDonald	C	37	8	19	27	57	2005-2006	1	4/7/77	Antigonish, NS	OMA
Jason MacDonald	W	6	2	0	2	27	1997-1998	1	4/1/74	Charlottetown, PEI	SJ
Joey MacDonald	G	16	0	1	1	0	2013-2014	1	2/7/80	Pictou, NS	ABB
Drew Mackenzie	D	44	2	12	14	28	2012-2014	2	12/17/88	New Canaan, CT	ABB
Shawn MacKenzie	G	64	0	1	1	12	1983-1987	3	8/22/62	Bedford, NS	MN
Logan MacMillan	L	71	5	7	12	46	2009-2012	3	7/5/89	Charlottetown, PEI	ABB
Ryan MacMurchy	R	18	5	2	7	23	2010-2011	1	4/27/83	Regina, SASK	ABB
Darrin Madeley	G	46	0	2	2	32	1996-1997	1	2/25/68	Holland Landing, ONT	SJ
Jeff Madill	R	255	126	101	227	736	1987-1991	4	6/21/65	Oshawa, ONT	UTI
Mike Madill	D	2	0	1	1	2	2007-2008	1	5/9/82	Kirkland, PQ	QC
Ron Majic	R	10	0	0	0	95	1995-1996	1	12/3/70	Sault Ste. Marie, ONT	SJ
Tomi Maki	R	225	24	33	57	91	2005-2008	3	8/19/83	Helsinki, Finland	QC, OMA
David Maley	L	9	5	3	8	40	1987-1988	1	4/24/63	Beaver Dam, WI	UTI
Brennan Maley	D	32	0	4	4	29	1990-1991	1	9/30/67	Milwaukee, WI	UTI

ALL-TIME FRANCHISE ROSTER

NAME	POS	GP	G	A	PTS	PIM	SEASONS	YRS.	BIRTHDATE	BIRTHPLACE	TEAM(S)
Dean Malkoc	D	140	6	30	36	529	1990-1993	3	1/26/70	Vancouver, BC	UTI
Troy Mallette	L	5	3	3	6	17	1992-1993	1	2/25/70	Sudbury, ONT	UTI
Blair Manning	C	2	0	0	0	0	1996-1997	1	5/27/75	Vancouver, BC	SJ
Ian Manzano	D	26	1	5	6	25	2002-2003	1	4/26/77	Dorval, PQ	SJ
Marc Marchand	D	79	8	17	25	90	1980-1982	2	10/3/60	Montreal, PQ	MN
Dave Marcinyshyn	D	273	16	48	64	525	1987-1991	4	2/4/67	Edmonton, ALTA	UTI
Hector Marini	F	53	7	15	22	107	1983-1986	3	1/27/57	Timmins, ONT	MN
Gord Mark	D	156	18	44	62	296	1985-1988	3	9/10/64	Edmonton, ALTA	UTI, MN
Daniel Marois	R	23	6	1	7	16	2001-2002	1	10/3/68	Montreal, PQ	SJ
Steve Marr	D	66	1	3	4	49	2005-2007	2	6/6/84	Kamloops, BC	OMA
Bobby Marshall	D	87	7	29	36	70	1994-1996	2	4/11/72	North York, ONT	SJ
Mike Martin	D	144	10	42	52	156	2000-2003	3	10/27/76	Stratford, ONT	SJ
Brian Martin	L	18	6	8	14	8	1990-1991	1	3/27/66	St. Catharines, ONT	UTI
James Martin	D	35	2	2	4	32	2011-2014	3	5/29/91	Winnipeg, MAN	ABB
Aaron Marvin	C	3	0	0	0	0	2010-2011	1	5/27/88	Warroad, MN	ABB
Martin Masa	L	10	0	2	2	4	1997-1998	1	8/10/73	Sokolov, Czech	SJ
Mike Matczak	D	34	2	6	8	12	2012-2013	1	4/6/88	Sewell, NJ	ABB
Shawn Mather	C	40	2	3	5	12	2002-2003	1	3/11/80	Chatham, ONT	SJ
Sean Matile	G	14	0	1	1	2	1999-2000	1	1/12/75	Regina, SASK	SJ
Jesper Mattsson	R	174	41	55	96	80	1995-1998	3	5/13/75	Malmö, Sweden	SJ
Kevin Maxwell	F	157	60	65	125	206	1983-1986	3	3/30/60	Edmonton, ALTA	MN
Gary McAdam	F	80	35	24	59	57	1983-1985	2	12/31/55	Smiths Falls, ONT	MN
Daryn McBride	R	51	10	19	29	47	1991-1992	1	3/29/68	Fort Saskatchewan, ALTA	UTI
Jim McCabe	C	1	0	0	0	0	1979-1980	1	1/24/54	Sault Ste. Marie, ONT	MN
Keith McCambridge	D	160	7	8	15	316	1995-1998	3	2/1/74	Thompson, MAN	SJ
Steve McCarthy	D	30	2	8	10	27	2012-2013	1	2/3/81	Trail, BC	ABB
Terry McCutcheon	L	6	2	0	2	2	1988-1989	1	5/15/64	Brussels, ONT	UTI
Jeff McDill	R	4	1	1	2	5	1977-1978	1	3/16/56	Thunder Bay, ONT	MN
Curtis McElhinney	G	131	0	0	0	10	2005-2008	3	5/23/83	London, ONT	QC, OMA
Doug McGrath	R	56	2	6	8	66	1983-1985	2	6/8/63	Sheila, NB	MN
Brian McGrattan	R	16	1	5	6	25	2014-2015	1	9/2/81	Hamilton, ONT	ADK
Jack McIlhargey	D	3	0	1	1	7	1980-1981	1	3/7/52	Edmonton, ALTA	MN
Zach McKelvie	D	65	0	3	3	126	2012-2014	2	2/22/85	New Brighton, MN	ABB
Mike McKenna	G	2	0	0	0	4	2006-2007	1	4/11/83	St. Louis, MO	OMA
Brett McLean	C	72	15	23	38	115	1999-2000	1	8/14/78	Comox, BC	SJ
Kirk McLean	G	45	0	1	1	6	1986-1987	1	6/26/66	Willowdale, ONT	MN
John McNabb	W	1	0	0	0	0	2000-2001	1	4/21/78	Calgary, ALTA	SJ
Rod McNair	D	2	0	0	0	0	1980-1982	2		Sudbury, ONT	MN
John McNamara	D	63	1	9	10	6	1986-1987	1	1/12/64	Newton, MA	MN
George McPhee	F	8	3	2	5	31	1988-1989	1	7/2/58	Guelph, ONT	UTI
Allan McPherson	F	5	0	1	1	2	2013-2014	1	4/8/91	Kinburn, ONT	ABB
Dale McTavish	C	57	18	24	42	70	1995-1997	2	2/28/72	Eganville, ONT	SJ
Rick Meagher	C	10	6	4	10	2	1983-1984	1	11/4/53	Belleville, ONT	MN
Rollie Melanson	G	109	0	4	4	57	89-91, 93-94	3	6/28/60	Moncton, NB	SJ, UTI
Denis Meloche	F	9	1	1	2	2	1977-1978	1	6/19/52	Montreal, PQ	MN
Paul Mercier	D	149	5	9	14	363	1981-1984	3	11/27/57		MN
Glenn Merkosky	F	155	66	66	132	75	1983-1985	2	4/8/60	Edmonton, ALTA	MN
Stefan Meyer	L	48	12	5	17	50	2010-2012	2	7/20/85	Fox Valley, SASK	ABB

ALL-TIME FRANCHISE ROSTER

NAME	POS	GP	G	A	PTS	PIM	SEASONS	YRS.	BIRTHDATE	BIRTHPLACE	TEAM(S)
Josh Meyers	D	103	6	23	29	67	2009-2011	2	12/7/85	Alexandria, MN	ABB
Dave Michayluk	R	69	32	40	72	16	1982-1983	1	5/18/62	Wakaw, SASK	MN
Brendan Mikkelson	D	37	3	13	16	33	2010-2012	2	6/22/87	Regina, SASK	ABB
Jason Miller	C	143	51	74	125	74	1991-1993	2	3/1/71	Medicine Hat, ALTA	UTI
Kris Miller	D	59	2	17	19	38	91-92, 93-94	2	3/30/69	Bemidji, MN	SJ, UTI
Brad Miller	D	36	3	12	15	174	1993-1994	1	7/23/69	Edmonton, ALTA	SJ
Tim Miller	F	14	1	4	5	11	2013-2014	1	3/6/87	Davisburg, MI	ABB
Jay Miller	L	15	1	1	2	17	1983-1984	1	7/16/60	Wellesley, MA	MN
Jeff Mitchell	R	64	7	3	10	84	2001-2002	1	5/16/75	Wayne, MI	SJ
Mark Mitera	D	27	0	3	3	12	2009-2010	1	10/22/87	Royal Oak, MI	ABB
Jaroslav Modry	D	80	7	35	42	62	1992-1993	1	2/27/71	Ceske-Budejovice, Czech	UTI
Rob Moffat	D	1	0	0	0	0	1994-1995	1	11/6/64	Brantford, ONT	SJ
Mike Moher	R	25	5	5	10	119	1983-1984	1	3/26/62	Manitouwadge, ONT	MN
Steve Montador	D	136	11	29	40	222	1999-2003	4	12/21/79	Vancouver, BC	SJ
Nathan Moon	C	6	0	1	1	0	2014-2015	1	1/4/90	Belleville, ONT	ADK
Robbie Moore	G	83	0	1	1	16	1978-1981	3	5/3/54	Sarnia, ONT	MN
Jason Morgan	C	156	30	60	90	132	2000-2003	3	10/9/76	St. John's, NFLD	SJ
Jon Morris	F	93	48	67	115	39	1989-1993	4	5/6/66	Lowell, MA	UTI
Derek Morris	D	10	1	5	6	9	1996-2001	2	8/24/78	Edmonton, ALTA	SJ
Gary Morrison	F	217	65	54	119	329	1978-1982	4	11/8/55	Farmington, MI	MN
Doug Morrison	C	61	38	29	67	44	1982-1983	1	2/2/60	Prince George, BC	MN
Kenney Morrison	D	10	2	4	6	4	2014-2015	1	2/13/92	Lloydminster, ALTA	ADK
Scott Morrow	L	72	20	23	43	105	1993-1995	2	6/18/69	Chicago, IL	SJ
David Moss	R	91	30	39	69	50	2005-2007	2	12/28/81	Livonia, MI	OMA
Tyler Moss	G	57	0	0	0	20	1996-1999	3	6/29/75	Ottawa, ONT	SJ
Mike Mottau	D	32	5	12	17	14	2002-2003	1	3/19/78	Quincy, MA	SJ
Rob Motz	L	2	0	2	2	0	1982-1983	1	2/7/61		MN
Jerome Mrazek	G	27	0	0	0	0	1977-1978	1	10/15/51	Prince Albert, SASK	MN
Rick Mrozik	D	199	9	26	35	99	2000-2003	3	1/2/75	Duluth, MN	SJ
Grant Mulvey	F	29	6	8	14	49	1983-1984	1	9/17/56	Sudbury, ONT	MN
Burke Murphy	R	89	12	25	37	48	1996-1998	2	6/6/73	Gloucester, ONT	SJ
Marty Murray	C	222	78	152	230	112	1995-2001	4	2/16/75	Lyleton, MAN	SJ
Terry Murray	D	193	26	83	109	93	1977-1981	4	7/20/50	Shawville, PQ	MN
Michael Murray	R	114	17	43	60	138	1994-1997	3	4/18/71	Cumberland, RI	SJ
Garth Murray	C	80	9	22	31	169	2009-2010	1	9/17/82	Regina, SASK	ABB
Rob Murray	C	80	7	14	21	97	2001-2002	1	4/4/67	Toronto, ONT	SJ
Mike Murray†	C						1994-1995	1	8/29/66	Kingston, ONT	SJ
Jason Muzzatti	G	82	0	5	5	61	1993-1995	2	2/3/70	Toronto, ONT	SJ
Brantt Myhres	L	34	4	2	6	78	2005-2006	1	3/18/74	Edmonton, ALTA	OMA
Jeremy Mylymok	D	7	0	0	0	7	1999-2000	1	1/12/72	London, ONT	SJ
Greg Natale	D	4	0	1	1	0	1979-1980	1	6/9/54	Newmarket, ONT	MN
Joe Nathe	R	1	0	0	0	0	1979-1980	1	3/14/53	St. Paul, MN	MN
John Negrin	D	95	5	17	22	64	2009-2012	3	3/25/89	West Vancouver, BC	ABB
David Neilson	L	13	1	1	2	80	1995-1996	1	1/25/71	Long Island, NY	SJ
Chris Neiszner	C	16	3	3	6	2	2005-2007	2	2/4/84	Craik, SASK	OMA
Chris Nelson	D	21	1	1	2	20	1992-1993	1	2/12/69	Philadelphia, PA	UTI
Greg Nemisz	C	206	35	46	81	100	2010-2014	4	6/5/90	Courtice, ONT	ABB
Pavel Nestak	G	2	0	0	0	0	1999-2000	1	3/12/75	Brno, Czech Rep.	SJ

ALL-TIME FRANCHISE ROSTER

NAME	POS	GP	G	A	PTS	PIM	SEASONS	YRS.	BIRTHDATE	BIRTHPLACE	TEAM(S)
Barry Nieckar	L	65	8	7	15	491	1994-1995	1	12/16/67	Rama, SASK	SJ
Alex Nikolic	L	57	6	13	19	285	1993-1994	1	3/1/70	Sudbury, ONT	SJ
Todd Norman	L	1	0	0	0	0	1997-1998	1	1/29/77	Gowanstown, ONT	SJ
Giffen Nyren	D	15	1	3	4	12	2010-2011	1	4/18/89	Calgary, ALTA	ABB
Eric Nystrom	L	108	21	21	42	52	2005-2008	3	2/14/83	Syosset, NY	QC, OMA
Jamie O'Brien	D	52	6	11	17	41	1993-1994	1	5/8/70	Stoney Creek, ONT	SJ
Shane O'Brien	D	31	3	5	8	58	2013-2014	1	8/9/83	Port Hope, ONT	ABB
Bob O'Brien		2	0	0	0	0	1980-1981	1			MN
Myles O'Connor	D	185	30	94	124	380	1988-1993	5	4/2/67	Calgary, ALTA	UTI
Matt O'Dette	D	169	1	10	11	351	1997-2000	3	11/9/75	Toronto, ONT	SJ
Chris O'Sullivan	D	102	14	47	61	43	1996-1999	3	5/15/74	Dorchester, MA	SJ
Fredrik Oduya	D	22	0	2	2	90	1998-2000	2	5/31/75	Stockholm, Sweden	SJ
Janne Ojanen	C	72	23	37	60	10	1988-1989	1	4/9/68	Tampere, Finland	UTI
Krzysztof Oliwa	L	14	1	4	5	79	1994-1995	1	4/12/73	Tychy, Poland	SJ
Brett Olson	C	145	25	37	62	69	2012-2014	2	2/19/87	Superior, WI	ABB
Joni Ortio	G	84	0	0	0	0	2010-2015	4	4/16/91	Turku, Finland	ADK, ABB
Kyle Ostrow	F	5	0	1	1	4	2013-2014	1	9/5/87	Calgary, ALTA	ABB
John Paddock	F	287	85	95	180	825	1977-1984	6	6/9/54	Brandon, MAN	MN
Brett Palin	D	287	6	37	43	242	2005-2010	5	6/23/84	Nanaimo, BC	ABB, QC, OMA
Rob Palmer	D	185	8	43	51	50	1983-1986	3	9/10/56	Sarnia, ONT	MN
Chris Palmer	C	47	11	9	20	34	1990-1991	1	5/14/67	Midland, ONT	UTI
Greg Pankewicz	W	30	10	14	24	84	1998-1999	1	10/6/70	Drayton Valley, ALTA	SJ
Dave Paradise	C	18	4	1	5	12	1997-1998	1	11/24/73	St. Paul, MN	SJ
John Parco	C	3	1	0	1	2	1994-1995	1	8/25/71	Sault Ste. Marie, ONT	SJ
Adam Pardy	D	159	7	19	26	145	2005-2008	3	3/29/84	Bonavista, NFLD	QC, OMA
Dennis Patterson	D	416	13	138	151	466	1977-1983	6	1/9/50	Peterborough, ONT	MN
Gaelan Patterson	C	117	8	19	27	29	2009-2012	3	8/22/90	LaRonge, SASK	ABB
Jason Payne	L	29	1	0	1	72	2002-2003	1	9/21/75	Toronto, ONT	SJ
Pete Peeters	G	52	0	1	1	8	1977-1979	2	8/1/57	Edmonton, ALTA	MN
Matt Pelech	R	237	11	22	33	594	2007-2011	4	9/4/87	Toronto, ONT	ABB, QC
Scott Pellerin	L	27	15	18	33	33	1991-1993	2	1/9/70	Shediac, NB	UTI
Nicolas Perreault	D	36	3	2	5	46	1994-1995	1	4/24/72	Loretteville, PQ	SJ
Jeff Perry	L	80	12	6	18	270	1993-1996	3	4/12/71	Sarnia, ONT	SJ
Warren Peters	C	293	54	45	99	353	2005-2009	4	7/10/82	Saskatoon, SASK	QC, OMA
Ronald Petrovicky	R	145	35	54	89	245	1998-2000	2	2/15/77	Zilina, Slovakia	SJ
Lyle Phair	L	58	5	19	24	24	1988-1989	1	8/31/61	Pilot Mound, MAN	UTI
Dave Pichette	D	86	10	31	41	97	1985-1987	2	2/4/60	Grand Falls, NF	MN
Joe Piskula	D	176	6	34	40	172	2010-2013	3	7/5/84	Antigo, WI	ABB
Walt Poddubny	R	2	1	2	3	0	1989-1990	1	2/14/60	Thunder Bay, ONT	UTI
Emile Poirier	L	57	21	25	46	50	2013-2015	2	12/14/94	Montreal, PQ	ADK, ABB
Rick Poirier	G	1	0	0	0	0	1999-2000	1			SJ
Mike Posma	D	78	19	30	49	35	1990-1991	1	12/16/67	Medford, NJ	UTI
Corey Potter	D	25	0	10	10	18	2014-2015	1	1/5/84	Lansing, MI	ADK
Dave Poulin	C	16	7	9	16	2	1982-1983	1	12/17/58	Timmins, ONT	MN
Rick Pracey	G	1	0	0	0	0	1997-1998	1	5/10/71	Hamilton, ONT	SJ
Yves Preston	F	144	58	56	114	89	1978-1980	2	6/14/56	Montreal, PQ	MN
Dan Price	R	7	1	1	2	2	1998-1999	1	9/23/74	Sarnia, ONT	SJ
Bill Provencher	G	1	0	0	0	0	1981-1982	1		Lewiston, ME	MN

ALL-TIME FRANCHISE ROSTER

NAME	POS	GP	G	A	PTS	PIM	SEASONS	YRS.	BIRTHDATE	BIRTHPLACE	TEAM(S)
Brandon Prust	L	221	39	51	90	753	2005-2008	3	3/16/84	London, ONT	OMA, QC
Dennis Purdie	R	12	4	1	5	11	1994-1995	1	11/27/72	Amherstburg, ONT	SJ
John Ramage	D	107	3	13	16	127	2013-2015	2	2/7/91	St. Louis, MO	ADK, ABB
Tim Ramholt	D	144	6	30	36	134	2006-2008	2	11/2/84	Zurich, Switzerland	QC, OMA
Stan Reddick	G	2	0	0	0	0	1990-1991	1	12/6/69	Toronto, ONT	UTI
Richie Regehr	D	70	12	32	44	93	2005-2007	2	1/17/83	Rosthern, SASK	OMA
Robyn Regehr	D	5	0	0	0	0	1999-2000	1	4/19/80	Recife, Brazil	SJ
Curtis Regnier	L	37	6	4	10	21	1992-1993	1	1/24/72	Prince Albert, SASK	UTI
Brodie Reid	R	11	3	2	5	2	2014-2015	1	8/25/89	Delta, BC	ADK
Cam Reid	F	12	0	2	2	4	2014-2015	1	8/25/91	Delta, BC	ADK
Max Reinhart	C	203	45	80	125	117	2011-2015	4	2/4/92	North Vancouver, BC	ADK, ABB
Jon Rheault	R	131	31	41	72	75	2009-2012	3	8/1/86	Arlington, TX	ABB
Mark Richards	G	6	0	0	0	0	1997-1998	1	7/24/69	Abington, PA	SJ
Steve Richmond	D	79	6	27	33	141	1987-1988	1	12/11/59	Chicago, IL	UTI
Kevin Riehl	C	3	0	0	0	2	1992-1993	1	3/11/71	Leader, SASK	UTI
Darren Ritchie	R	32	9	5	14	12	1995-1996	1	3/10/74	Minnedosa, MAN	SJ
Brandon Roach	D	20	1	7	8	8	2008-2009	1	6/9/85	Bay Roberts, NFLD	QC
Serge Roberge	R	28	0	3	3	85	1992-1993	1	3/31/65	Quebec, PQ	UTI
Jim Roberts	L	48	17	16	33	22	1979-1980	1	6/8/56	Toronto, ONT	MN
Bobby Robins	R	2	0	0	0	0	2011-2012	1	10/17/81	Rhineland, WI	ABB
Dave Robinson	D	1	0	1	1	2	1977-1978	1	11/2/57	Port of Spain, Trinidad	MN
David Roche	L	153	54	50	104	315	1998-2001	3	6/13/75	Lindsay, ONT	SJ
Brandon Rogers	D	42	0	8	8	24	2005-2006	1	2/27/82	Rochester, NH	OMA
Dwayne Roloson	G	125	0	6	6	51	1994-1998	4	10/12/69	Simcoe, ONT	SJ
Mark Romaine	G	36	0	0	0	4	1990-1991	1	10/25/68	Norwood, MA	UTI
Larry Romanchych	C	79	17	34	51	23	1977-1978	1	9/7/49	Vancouver, BC	MN
Steve Rooney	F	57	9	16	25	134	1989-1990	1	6/28/63	Canton, MA	UTI
Carter Rowney	F	4	1	0	1	0	2012-2013	1	5/10/89	Sexsmith, ALTA	ABB
Olivier Roy	G	12	0	1	1	0	2013-2014	1	7/12/91	Causapscal, PQ	ABB
Philippe Roy	D	9	0	1	1	17	2001-2002	1	1/16/77	St. Leonard, PQ	SJ
Luc Roy	D	3	0	0	0	0	1999-2000	1	2/26/78	Restigouche, NB	SJ
Gaetan Royer	R	73	9	4	13	170	1998-2001	2	3/13/76	Donnacona, PQ	SJ
Matt Ruchty	L	147	13	28	41	503	1991-1993	2	11/27/69	Kitchener, ONT	UTI
Tyler Rueggsegger	C	83	12	11	23	54	2010-2013	3	1/19/88	Lakewood, CO	ABB
Bobby Russell†	R						2000-2001	1	3/9/78	Surrey, BC	SJ
Dan Ryder	C	25	4	10	14	16	2007-2009	2	1/12/87	Bonavista, NFLD	QC
Dany Sabourin	G	52	0	1	1	2	1998-2003	4	9/20/80	Val-d'Or, PQ	SJ
Gord Salt	R	5	3	1	4	7	1980-1981	1	5/30/58	Calgary, ALTA	MN
Jason Sands	C	1	0	0	0	0	2001-2002	1	3/21/77	Kingston, ONT	SJ
Oleg Saprykin	L	73	17	28	45	75	2001-2003	2	2/12/81	Moscow, Russia	SJ
Yves Sarault	L	26	10	12	22	34	1995-1996	1	12/23/72	Valleyfield, PQ	SJ
Wayne Schaab	C	413	159	285	444	139	1977-1983	6	12/3/48	Penticton, BC	MN
Brad Schlegel	D	21	2	8	10	6	1993-1994	1	7/22/68	Kitchener, ONT	SJ
Eric Schneider	F	9	0	0	0	4	2001-2002	1	9/15/77	Calgary, ALTA	SJ
Dwight Schofield‡	D						1979-1980	1	3/25/56	Waltham, MA	MN
Paxton Schulte	L	144	26	45	71	432	1995-1998	3	7/16/72	Onoway, ALTA	SJ
M.F. Schurman	L	53	5	15	20	55	1978-1984	2	7/18/57	Summerside, PEI	MN
Corey Schwab	G	64	0	6	6	32	1991-1993	2	11/4/70	North Battleford, SASK	UTI

ALL-TIME FRANCHISE ROSTER

NAME	POS	GP	G	A	PTS	PIM	SEASONS	YRS.	BIRTHDATE	BIRTHPLACE	TEAM(S)
Darrel Scoville	D	201	27	64	91	290	1998-2001	3	10/13/75	Swift Current, SASK	SJ
Keith Seabrook	D	126	14	34	48	71	2009-2011	2	8/2/88	Delta, BC	ABB
Jeff Sebastian	D	11	1	1	2	0	1994-1995	1	11/21/71	Regina, SASK	SJ
Steven Seigo	D	9	0	2	2	4	2012-2013	1	8/1/90	Edenwold, SASK	ABB
Aki Seitsonen	C	65	5	5	10	12	05-07, 08-09	3	2/5/86	Riihimaki, Finland	QC, OMA
Alexander Semak	C	7	3	2	5	0	1991-1992	1	2/11/66	Ufa, Russia	UTI
Devin Setoguchi	R	19	3	7	10	4	2014-2015	1	1/1/87	Taber, ALTA	ADK
Dave Settlemyre	G	1	0	0	0	0	1979-1980	1			MN
Cam Severson	L	54	13	7	20	146	2005-2006	1	8/15/78	Canora, SASK	OMA
Brent Severyn	D	157	31	65	96	451	1991-1993	2	2/22/66	Vegreville, ALTA	UTI
David Shantz	G	30	0	1	1	0	2009-2010	1	5/5/86	Burlington, ONT	ABB
Jeff Shantz	C	2	0	1	1	0	2001-2002	1	10/10/73	Duchess, ALTA	SJ
MacGregor Sharp	C	17	1	1	2	7	2010-2011	1	10/1/85	Red Deer, ALTA	ABB
Jeff Sharples	D	77	18	34	52	61	1989-1991	2	7/28/67	Terrace, BC	UTI
Brent Shaw	R	24	5	2	7	25	1983-1984	1	6/24/62	Coquitlam, BC	MN
Jody Shelley	L	48	2	5	7	189	1997-2000	3	2/7/76	Thompson, MAN	SJ
Curtis Sheptak	D	21	2	8	10	27	1999-2000	1	11/19/74	Leduc, ALTA	SJ
Ryan Shmyr	W	21	1	1	2	41	2002-2003	1	4/28/77	Fairview, ALTA	SJ
Drew Shore	C	12	3	4	7	8	2014-2015	1	1/29/91	Littleton, CO	ADK
Patrick Sieloff	D	50	2	3	5	78	2013-2015	2	5/15/94	Ann Arbor, MI	ADK, ABB
Jason Simon	W	67	5	16	21	229	1989-1992	3	3/21/69	Sarnia, ONT	UTI
Todd Simpson	D	146	7	23	30	598	1994-1996	2	5/28/73	North Vancouver, BC	SJ
Mike Simurda	R	100	17	21	38	135	1978-1981	2	2/17/58		MN
Russ Sinkewich	D	23	0	0	0	24	2010-2012	2	9/21/85	Westlake, OH	ABB
Peter Sivak	R	3	0	0	0	2	2013-2014	1	3/21/82	Cheb, Czech	ABB
Jarrod Skalde	C	257	103	137	240	324	90-93, 95-97	5	2/26/71	Niagara Falls, ONT	SJ, UTI
Brett Skinner	D	21	0	6	6	2	2006-2007	1	6/28/83	Brandon, MAN	OMA
Lukas Smital	R	9	2	0	2	4	1997-1998	1	8/15/74	Brno, Czech	SJ
Derek Smith	D	32	7	17	24	22	2013-2014	1	10/13/84	Belleville, ONT	ABB
Nick Smith	C	41	8	9	17	10	2001-2002	1	3/23/79	Hamilton, ONT	SJ
Gord Smith	D	35	0	8	8	49	1982-1983	1	11/17/49	Perth, ONT	MN
Michael Smith	D	12	0	5	5	12	1996-1997	1	1/17/71	Winnipeg, MAN	SJ
Jason Smith	D	25	0	0	0	21	92-93PO, 96-97	2	11/19/74	Calgary, ALTA	SJ, UTI
Radek Smolenak	L	21	2	4	6	26	2009-2010	1	12/3/86	Prague, Czech	ABB
Jan Snopek	D	2	0	0	0	0	1997-1998	1	6/22/76	Prague, Czech	SJ
Gary Socha	C	3	0	1	1	0	1993-1994	1	12/30/69	Attleboro, MA	SJ
Roy Sommer	C	147	19	23	42	377	1983-1985	2	4/5/57	Oakland, CA	MN
Martin Sonnenberg	L	54	11	10	21	63	2002-2003	1	1/23/78	Wetaskiwin, ALTA	SJ
Lee Sorochan	D	63	5	40	45	128	1998-2000	2	9/9/75	Edmonton, ALTA	SJ
Dan Spang	D	30	1	7	8	10	2008-2009	1	8/16/83	Winchester, MA	QC
Jason Spence	L	45	2	3	5	132	2001-2003	2	7/7/79	Windsor, NS	SJ
Tyler Spurgeon	C	9	1	4	5	0	09-10, 14-15	2	4/10/86	Edmonton, ALTA	ADK, ABB
Chris St. Croix	D	144	5	20	25	117	1999-2001	2	5/2/79	Voorhees, NJ	SJ
Rick St. Croix	G	107	0	0	0	14	1977-1980	3	1/3/55	Kenora, ONT	MN
Sam St. Laurent	G	209	0	2	2	20	1979-1986	7	2/16/59	Arvida, PQ	MN
Martin St. Louis	R	95	58	56	114	64	1997-2000	3	6/18/75	Laval, PQ	SJ
David St. Pierre	C	94	23	32	55	42	1993-1995	2	3/22/72	Montreal, PQ	SJ
Samuel St. Pierre	R	2	0	0	0	2	2002-2003	1	6/28/79	Laurierville, PQ	SJ

ALL-TIME FRANCHISE ROSTER

NAME	POS	GP	G	A	PTS	PIM	SEASONS	YRS.	BIRTHDATE	BIRTHPLACE	TEAM(S)
Ben Stafford	C	1	0	0	0	0	2001-2002	1	12/18/78	Edina, MN	SJ
Daryl Stanley	D	44	2	5	7	95	1981-1983	2	12/2/62	Winnipeg, MAN	MN
Jeff Staples	D	72	2	14	16	89	1999-2000	1	3/4/75	Kitimat, BC	SJ
Sergei Starikov	D	94	10	18	28	40	1989-1991	2	12/4/58	Chelyabinsk, Russia	UTI
Jeremy Stasiuk	R	12	1	1	2	2	1995-1996	1	12/26/74	Saskatoon, SASK	SJ
Blair Stayzer	L	4	0	0	0	4	2001-2002	1	10/4/80	Dunnville, ONT	SJ
Bud Stefanski	F	229	86	108	194	218	1983-1987	4	4/28/55	Timmins, ONT	MN
Taylor Stefishen	L	6	0	0	0	0	2014-2015	1	8/15/90	North Vancouver, BC	ADK
Mike Stevens	L	79	20	37	57	293	1993-1994	1	12/30/65	Kitchener, ONT	SJ
Grant Stevenson	R	80	30	43	73	58	2007-2008	1	10/15/81	Spruce Grove, ALTA	QC
Dustin Stevenson	D	45	3	8	11	94	2014-2015	1	8/12/89	Gull Lake, SASK	ADK
Alan Stewart	L	338	48	87	135	813	1983-1991	8	1/31/64	Fort St. John, BC	UTI, MN
Cory Stillman	C	142	63	101	164	122	1993-1995	2	12/20/73	Peterborough, ONT	SJ
Ryan Stone	C	51	11	14	25	72	2010-2011	1	3/20/85	Calgary, ALTA	ABB
Mike Stothers	D	146	4	26	30	252	1981-1984	3	2/22/62	Toronto, ONT	MN
Brandon Straub	D	4	0	0	0	6	2008-2009	1	3/1/83	Colorado Springs, CO	QC
Ben Street	C	127	43	54	97	46	2012-2014	2	2/13/87	London, ONT	ABB
David Struch	C	110	28	41	69	148	1993-1996	3	2/11/71	Flin Flon, MAN	SJ
Colin Stuart	L	67	17	19	36	36	2009-2010	1	7/8/82	Rochester, MN	ABB
Brian Sullivan	R	145	53	51	104	146	1991-1993	2	4/23/69	South Windsor, CT	UTI
Jeffrey Sullivan	D	58	1	4	5	120	1999-2003	4	9/18/78	St. John's, NFLD	SJ
Mike Sullivan	C	5	2	0	2	4	1993-1994	1	2/27/68	Marshfield, MA	SJ
Niklas Sundblad	R	222	38	44	82	292	1993-1996	3	1/3/73	Stockholm, Sweden	SJ
Peter Sundstrom	F	31	11	28	39	6	1989-1990	1	12/14/61	Skelleftea, Sweden	UTI
Patrik Sundstrom	F	1	0	0	0	0	1991-1992	1	12/14/61	Skelleftea, Sweden	UTI
Brett Sutter	C	212	23	36	59	182	2007-2010	3	6/2/87	Viking, ALTA	ABB, QC
Shaun Sutter	R	37	7	6	13	24	2000-2003	3	6/2/80	Red Deer, ALTA	SJ
Craig Switzer	D	2	0	0	0	0	2008-2009	1	10/16/84	Peachland, BC	QC
Darre Switzer	L	3	0	0	0	2	1978-1979	1	7/16/58	Pouce Coupe, BC	MN
Dustin Sylvester	C	126	26	31	57	30	2011-2013	2	1/5/89	Red Deer, ALTA	ABB
Levente Szuper	G	112	0	2	2	2	2000-2003	3	6/11/80	Budapest, Hungary	SJ
Barry Tabobondung	D	132	13	32	45	209	1981-1983	2	4/3/61	Parry Sound, ONT	MN
Rudy Tajcnar	D	63	7	32	39	83	1977-1978	1	4/14/48	Bratislava, Slovakia	MN
Andrei Taratukhin	C	80	17	43	60	80	2006-2007	1	2/22/83	Omsk, Russia	OMA
Mark Taylor	F	154	51	98	149	98	1980-1982	2	1/26/58	Vancouver, BC	MN
Justin Taylor	C	124	24	31	55	78	2005-2007	2	1/1/83	Edmonton, ALTA	OMA
Daniel Taylor	G	73	0	2	2	2	2011-2013	2	4/28/86	Plymouth, England	ABB
Paul Taylor	G	4	0	0	0	0	1996-1997	1	8/20/71	Vancouver, BC	SJ
Chris Terreri	G	60	0	4	4	6	1986-1989	3	11/15/64	Providence, RI	UTI, MN
Mike Testwuide	R	9	2	1	3	28	2012-2013	1	2/5/87	Vail, CO	ABB
J.P. Testwuide	D	18	0	1	1	15	2011-2012	1	11/5/84	Vail, CO	ABB
Travis Thiessen	D	9	1	2	3	12	1994-1995	1	7/11/72	North Battleford, SASK	SJ
Brad Thiessen	G	34	0	1	1	0	2014-2015	1	3/19/86	Aldergrove, BC	ADK
Rocky Thompson	R	135	7	10	17	453	1995-2000	4	8/8/77	Calgary, ALTA	SJ
Jim Thomson	R	60	20	23	43	124	1989-1990	1	12/30/65	Edmonton, ALTA	UTI
Daniel Tkaczuk	C	130	40	62	102	104	1999-2001	2	6/10/79	Toronto, ONT	SJ
Kevin Todd	C	226	83	163	246	209	1988-1993	4	5/4/68	Winnipeg, MAN	UTI
Pavel Torgayev	C	21	12	8	20	22	1995-1997	2	1/25/66	Gorky, USSR	SJ

ALL-TIME FRANCHISE ROSTER

NAME	POS	GP	G	A	PTS	PIM	SEASONS	YRS.	BIRTHDATE	BIRTHPLACE	TEAM(S)
Mathieu Tousignant	C	70	5	14	19	136	2014-2015	1	11/21/89	St-Etienne-de-Lauzon, PQ	ADK
Jim Trainor	D	3	0	1	1	0	1979-1980	1	3/26/57	Chelsea, MA	MN
Andrei Trefilov	G	35	0	0	0	24	1993-1995	2	8/31/69	Moscow, Russia	SJ
Jonathan Tremblay	R	5	0	0	0	0	2008-2009	1	3/3/84	Fauquier, ONT	QC
John Tripp	R	92	9	18	27	114	1997-2000	3	5/4/77	Kingston, ONT	SJ
Marc Tropper	R	3	0	0	0	0	1999-2000	1	4/14/76	Toronto, ONT	SJ
Rocky Trottier	C	177	38	49	87	87	1984-1987	3	4/11/64	Val Marie, SASK	MN
Evan Trupp	F	17	1	6	7	10	2013-2014	1	10/22/87	Anchorage, AK	ABB
Steve Tsujiura	C	361	113	217	330	248	1982-1988	5	2/28/62	Coaldale, ALTA	UTI, MN
Dan Tudin	L	5	0	0	0	4	2005-2006	1	8/3/78	Orleans, ONT	OMA
Brian Tutt	D	72	6	15	21	47	1982-1987	2	9/6/62	Swalwell, ALTA	MN
Nick Tuzzolino	D	27	4	1	5	35	2011-2013	2	1/19/86	Buffalo, NY	ABB
Jason Underhill		1	0	0	0	0	2002-2003	1			SJ
Collin Valcourt	L	1	0	0	0	0	2013-2014	1	3/18/93	Red Deer, ALTA	ABB
Bryce Van Brabant	L	52	8	7	15	54	2014-2015	1	11/12/91	Morinville, ALTA	ADK
David Van Der Gulik	R	297	68	93	161	247	2006-2010	4	4/20/83	Abbotsford, BC	ABB, QC, OMA
Josh Van Dyk	D	1	0	0	0	2	2010-2011	1	5/9/86	Woodstock, ONT	ABB
Pete Vandermeer	L	100	7	3	10	276	2008-2010	2	10/14/75	Red Deer, ALTA	ABB, QC
Sergei Varlamov	L	200	65	84	149	212	1996-2001	5	7/21/78	Kiev, Ukraine	SJ
Taylor Vause	C	41	6	8	14	4	2014-2015	1	9/28/91	Calgary, ALTA	ADK
Yvon Vautour	F	24	8	12	20	117	1983-1984	1	9/10/56	Saint John, NB	MN
Randy Velischek	D	21	0	4	4	4	1985-1986	1	2/10/62	Montreal, PQ	MN
Mike Vellinga	D	18	0	1	1	6	1998-2001	3	8/19/78	Chatham, ONT	SJ
Darcy Verot	L	73	5	11	16	299	2002-2003	1	7/13/76	Radville, SASK	SJ
John Vigilante	L	24	7	8	15	2	2008-2009	1	5/24/85	Dearborn, MI	QC
Alain Vigneault	D	11	0	1	1	46	1983-1984	1	5/14/61	Quebec City, PQ	MN
Vesa Viitakoski	L	171	63	94	157	80	1993-1996	3	2/13/71	Lappeenranta, Finland	SJ
Claude Vilgrain	R	209	98	136	234	103	1988-1993	4	3/1/63	Port-Au-Prince, Haiti	UTI
Steeve Villeneuve	D	3	0	0	0	7	2005-2006	1	9/5/83	St-Jerome, PQ	OMA
Andre Villeneuve†	D						1982-1983	1	1/19/63	Alma, PQ	MN
Dustin Virag	R	1	0	0	0	0	2000-2001	1	5/16/76	Campden, ONT	SJ
Jan Vodrazka	D	83	1	4	5	175	02-03, 05-06	2	11/10/76	Plzen, Czech	OMA, SJ
Mitch Wahl	C	32	3	7	10	12	2009-2013	4	1/12/90	Seal Beach, CA	ABB
John Walker	L	79	13	16	29	26	1987-1989	2	1/22/64	Iserlohn, Germany	UTI
Jeff Walker	D	1	0	0	0	0	2000-2001	1	12/17/70	Saint John, NB	SJ
Derrick Walser	D	130	24	46	70	70	1998-2001	3	5/12/78	New Glasgow, NS	SJ
Ben Walter	C	143	34	74	108	48	2011-2013	2	5/11/84	Beaconsfield, PQ	ABB
Wes Walz	C	15	6	6	12	14	1993-1994	1	5/15/70	Calgary, ALTA	SJ
Ed Ward	R	24	5	7	12	65	1994-1997	3	11/10/69	Edmonton, ALTA	SJ
J.D. Watt	R	139	9	10	19	486	2008-2011	3	5/25/87	Cremona, ALTA	ABB, QC
Eric Weinrich	D	137	29	75	104	108	1988-1990	2	12/19/66	Roanoke, VA	UTI
Shawn Weller	L	31	8	4	12	19	2009-2010	1	7/8/86	Glens Falls, NY	ABB
Blake Wesley	D	89	18	32	50	96	1979-1981	2	7/10/59	Red Deer, ALTA	MN
Kam White	D	6	0	0	0	17	1998-1999	1	2/13/76	Chicago, IL	SJ
Kay Whitmore	G	36	0	0	0	23	2001-2002	1	4/10/67	Sudbury, ONT	SJ
Gordie Williams	R	194	71	74	145	131	1980-1983	3	4/10/60	Saskatoon, SASK	MN
Fred Williams	C	198	44	94	138	148	1979-1982	3	7/1/56	Saskatoon, SASK	MN
Clarke Wilm	C	130	22	45	67	219	1996-1998	2	10/24/76	Central Butte, SASK	SJ

ALL-TIME FRANCHISE ROSTER

NAME	POS	GP	G	A	PTS	PIM	SEASONS	YRS.	BIRTHDATE	BIRTHPLACE	TEAM(S)
Clay Wilson	D	66	16	27	43	41	2011-2012	1	4/5/83	Sturgeon Lake, MN	ABB
Mitch Wilson	R	186	16	14	30	786	1983-1986	3	2/15/62	Kelowna, BC	MN
Ryan Wilson	D	60	4	16	20	56	2008-2009	1	2/3/87	Windsor, ONT	QC
Randy Wilson	W	2	0	0	0	0	1983-1984	1	8/28/57	East Providence, RI	MN
Craig Wolanin	D	6	2	4	6	2	1989-1990	1	7/27/67	Grosse Pointe, MI	UTI
David Wolf	L	59	20	18	38	168	2014-2015	1	9/15/89	Duesseldorf, Germany	ADK
Bob Woods	D	102	6	19	25	53	1988-1991	3	1/24/68	LeRoy, SASK	UTI
Kevin Wortman	D	72	17	32	49	32	1993-1994	1	2/22/69	Saugus, MA	SJ
Tyler Wotherspoon	D	109	3	30	33	32	2013-2015	2	3/12/93	Burnaby, BC	ADK, ABB
Jamie Wright	L	37	13	14	27	34	2001-2003	2	5/13/76	Kitchener, ONT	SJ
Ravil Yakubov	D	24	3	5	8	18	1996-1997	1	7/26/70	Moscow, Russia	SJ
Oleg Yevenko	D	4	0	0	0	14	2014-2015	1	1/21/91	Minsk, Belarus	ADK
Nolan Yonkman	D	65	2	10	12	52	2014-2015	1	4/1/81	Punnichy, SASK	ADK
Paul Ysebaert	L	208	119	145	264	143	1987-1990	3	5/15/66	Sarnia, ONT	UTI
George Zajankala	L	6	0	0	0	32	1995-1996	1	5/14/72	Revelstoke, BC	SJ
Valeri Zelepukin	L	22	20	9	29	8	1991-1992	1	9/17/68	Voskresensk, Russia	UTI
Taras Zytynsky	D	80	12	24	36	45	1982-1983	1	5/10/62	Montreal, PQ	MN



FRANCHISE & AFFILIATE RECORDS



LIST OF CALIFORNIA-BORN PLAYERS - FRANCHISE & AFFILIATE

Calgary's past top affiliate teams are: Adirondack Flames (2014-15), Abbotsford Heat (2009-14), Quad City Flames (2007-09), Omaha Ak-Sar-Ben Knights (2005-07), Lowell Lock Monsters (2003-05), Saint John Flames (1993-03), Salt Lake Golden Eagles (1987-93), Moncton Golden Flames (1984-87), Colorado Flames (1982-84), Oklahoma City Stars (1981-82) and Birmingham Bulls (1980-81).

Past team's in the franchise are: Adirondack Flames (2014-15), Abbotsford Heat (2009-14), Quad City Flames (2007-09), Omaha Ak-Sar-Ben Knights (2005-07), Saint John Flames (1993-03), Utica Devils (1987-93) and Maine Mariners (1977-87).

Name	Birthplace	Pos	Team	FRANCHISE / AFFILIATE STATS					Seasons
				GP	G	A	P	PIM	
Sena Acolatse	Hayward	D	Adirondack	38	6	13	19	68	2014-2015
Ralph Barahona	Long Beach	C	Utica	2	0	0	0	0	1992-1993
Craig Ferguson	Castro Valley	C	Saint John	18	5	13	18	8	1995-1996
Roy Sommer	Oakland	C	Maine	147	19	23	42	377	1983-1985
Mitch Wahl	Seal Beach	C	Abbotsford	32	3	7	10	12	2009-2013
Rik Wilson	Long Beach	D	Moncton	8	3	3	6	2	1985-1986



SINGLE SEASON MILESTONES FRANCHISE & AFFILIATE

100-POINT SEASON

GORDIE CLARK, MAINE (1981-82)
80 GP - 50 G - 51 A - 101 P

BOB FRANCIS, OKLAHOMA CITY (1981-82)
80 GP - 48 G - 66 A - 114 P

BRUCE EAKIN, COLORADO (1983-84)
67 GP - 33 G - 69 A - 102 P

RICH CHERNOMAZ, SALT LAKE (1988-89)
81 GP - 33 G - 68 A - 101 P

PAUL YSEBAERT, UTICA (1989-90)
74 GP - 53 G - 52 A - 105 P

KEVIN TODD, UTICA (1990-91)
75 GP - 37 G - 81 A - 118 P

PATRICK LEBEAU, SALT LAKE (1992-93)
75 GP - 40 G - 60 A - 100 P

50-GOAL SEASON

GORDIE CLARK, MAINE (1981-82)
50 GOALS

BRETT HULL, MONCTON (1986-87)
50 GOALS

PAUL RANHEIM, SALT LAKE (1988-89)
68 GOALS

PAUL YSEBAERT, UTICA (1989-90)
53 GOALS

30-WIN SEASON

PELLE LINDBERGH, MAINE (1980-81)
51 GP - 31 W - 14 L - 5 T

MIKE VERNON, COLORADO (1983-84)
46 GP - 30 W - 13 L - 2 T

DWAYNE ROLOSON, SAINT JOHN (1995-96)
67 GP - 33 W - 22 L - 11 T

CURTIS MCELHINNEY, OMAHA (2006-07)
57 GP - 35 W - 17 L - 1 T

LELAND IRVING, ABBOTSFORD (2010-11)
61 GP - 30 W - 24 L - 2 T



PLAYER OF THE MONTH/WEEK AWARDS - FRANCHISE & AFFILIATE

PLAYER OF THE WEEK

2013-14

SVEN BAERTSCHI - ABBOTSFORD
WEEK ENDING - 4/6/14

2011-12

KRYS KOLANOS - ABBOTSFORD
WEEK ENDING - 4/8/12

LELAND IRVING - ABBOTSFORD
WEEK ENDING - 11/20/11

KRYS KOLANOS - ABBOTSFORD
WEEK ENDING - 10/30/11

2009-10

MIKAEL BACKLUND - ABBOTSFORD
WEEK ENDING - 2/28/10

LELAND IRVING - ABBOTSFORD
WEEK ENDING - 11/1/09

2008-09

KYLE GREENTREE - QUAD CITY
WEEK ENDING - 3/8/09

MATT KEETLEY - QUAD CITY
WEEK ENDING - 10/26/08

2007-08

GRANT STEVENSON - QUAD CITY
WEEK ENDING - 1/20/08

2006-07

CURTIS MCELHINNEY - OMAHA
WEEK ENDING - 2/25/07

CURTIS MCELHINNEY - OMAHA
WEEK ENDING - 12/10/06

2005-06

BRENT KRAHN - OMAHA
WEEK ENDING - 2/26/06

2004-05

BRENT KRAHN - LOWELL
WEEK ENDING - 12/5/04

2002-03

DANY SABOURIN - SAINT JOHN
WEEK ENDING - 3/16/03

2000-01

DAVE ROCHE - SAINT JOHN
WEEK ENDING - 12/31/00

1999-00

RICO FATA - SAINT JOHN
WEEK ENDING - 3/12/00

MARTIN ST. LOUIS - SAINT JOHN

WEEK ENDING - 10/24/99

1997-98

TYLER MOSS - SAINT JOHN
WEEK ENDING - 3/22/98

1996-97

DWAYNE ROLOSON - SAINT JOHN
WEEK ENDING - 10/27/96

PLAYER OF THE MONTH

2013-14

BEN STREET - ABBOTSFORD
NOVEMBER 2013

2008-09

JAMIE LUNDMARK - QUAD CITY
NOVEMBER 2008

2007-08

GRANT STEVENSON - QUAD CITY
JANUARY 2008

ROOKIE OF THE MONTH

2013-14

MARKUS GRANLUND - ABBOTSFORD
JANUARY 2008

1998-99

SERGEI VARLAMOV - SAINT JOHN
APRIL 1999

GOALIE OF THE MONTH

2005-06

CURTIS MCELHINNEY - OMAHA
APRIL 2007

BRENT KRAHN - OMAHA
FEBRUARY 2006

2004-05

BRENT KRAHN - LOWELL
NOVEMBER 2004

1998-99

J.S. GIGUERE - SAINT JOHN
OCTOBER 1999

1997-98

TYLER MOSS - SAINT JOHN
OCTOBER 1997

1996-97

TYLER MOSS - SAINT JOHN
APRIL 1997



TEAM AWARDS (AHL, IHL, CHL) FRANCHISE & AFFILIATE

FRANCHISE

CALDER CUP CHAMPIONSHIP (AHL CHAMPION)

2000-01 SAINT JOHN FLAMES

1983-84 MAINE MARINERS

1978-79 MAINE MARINERS

1977-78 MAINE MARINERS

RICHARD F. CANNING TROPHY (AHL EASTERN CONF. PLAYOFF CHAMPS)

2001-02 SAINT JOHN FLAMES

1997-98 SAINT JOHN FLAMES

NORMAN R. (BUD) POILE TROPHY (AHL MIDWEST DIV. CHAMPS)

2006-07 OMAHA AK-SAR-BEN KNIGHTS

F. G. (TEDDY) OKE TROPHY (AHL NORTHEAST DIV. CHAMPS)

1984-85 MAINE MARINERS

1980-81 MAINE MARINERS

1978-79 MAINE MARINERS

1977-78 MAINE MARINERS

JOHN D. CHICK TROPHY (AHL WEST DIV. CHAMPS)

2006-07 OMAHA AK-SAR-BEN KNIGHTS

SAM POLLOCK TROPHY (AHL NORTH DIV. CHAMPS)

2000-01 SAINT JOHN FLAMES

1997-98 SAINT JOHN FLAMES

AFFILIATE

CALDER CUP CHAMPIONSHIP (AHL CHAMPION)

2000-01 SAINT JOHN FLAMES

TURNER CUP (IHL CHAMPION)

1987-88 SALT LAKE GOLDEN EAGLES

RICHARD F. CANNING TROPHY (AHL EASTERN CONF. PLAYOFF CHAMPS)

2001-02 SAINT JOHN FLAMES

1997-98 SAINT JOHN FLAMES

NORMAN R. (BUD) POILE TROPHY (AHL MIDWEST DIV. CHAMPS)

2006-07 OMAHA AK-SAR-BEN KNIGHTS

JOHN D. CHICK TROPHY (AHL WEST DIV. CHAMPS)

2006-07 OMAHA AK-SAR-BEN KNIGHTS

SAM POLLOCK TROPHY (AHL NORTH DIV. CHAMPS)

2000-01 SAINT JOHN FLAMES

1997-98 SAINT JOHN FLAMES



INDIVIDUAL AWARDS (AHL, IHL, CHL) FRANCHISE & AFFILIATE

AHL

LES CUNNINGHAM (AHL CHAMPION)

1990-91 KEVIN TODD, UTICA

1989-90 PAUL YSEBAERT, UTICA

1980-81 PELLE LINDBERGH, MAINE

1977-78 BLAKE DUNLOP, MAINE

ALDEGE "BAZ" BASTIEN MEMORIAL AWARD (OUTSTANDING GOALIE)

1985-86 SAM ST. LAURENT, MAINE

EDDIE SHORE AWARD (OUTSTANDING DEFENSEMAN)

1989-90 ERIC WEINRICH, UTICA

1978-79 TERRY MURRAY, MAINE

1977-78 TERRY MURRAY, MAINE

DUDLEY (RED) GARRETT MEMORIAL AWARD (OUTSTANDING ROOKIE)

1986-87 BRETT HULL, MONCTON

1980-81 PELLE LINDBURGH, MAINE

LOUIS A.R. PIERI MEMORIAL AWARD (OUTSTANDING COACH)

1997-98 BILL STEWART, SAINT JOHN

1988-89 TOM MCVIE, UTICA

1980-81 BOB MCCAMMON, MAINE

1977-78 BOB MCCAMMON, MAINE

FRED T. HUNT MEMORIAL AWARD (SPORTSMANSHIP, DETERMINATION AND DEDICATION TO HOCKEY)

1985-86 STEVE TSUJIURA, MAINE

1978-79 BERNIE JOHNSTON, MAINE

1977-78 BLAKE DUNLOP, MAINE

JOHN B. SOLLENBERGER TROPHY (REGULAR SEASON LEADING SCORER)

1990-91 KEVIN TODD, UTICA

1989-90 PAUL YSEBAERT, UTICA

1978-79 BERNIE JOHNSTON, MAINE

HARRY "HAP" HOLMES MEMORIAL AWARD (OUTSTANDING TEAM GOALIES)

1997-98 TYLER MOSS & J.S. GIGUERE

1985-86 SAM ST. LAURENT & KARL FRIESEN, MAINE

1980-81 ROBBIE MOORE & PELLE LINDBERGH, MAINE

1979-80 ROBBIE MOORE & RICK ST. CROIX, MAINE

1978-79 ROBBIE MOORE & PETE PEETERS, MAINE



INDIVIDUAL AWARDS (AHL, IHL, CHL) FRANCHISE & AFFILIATE (CONTINUED)

JACK A. BUTTERFIELD TROPHY (PLAYOFF MVP)

2000-01 STEVE BEGIN, SAINT JOHN

1983-84 BUD STEFANSKI, MAINE

JAMES C. HENDY MEMORIAL TROPHY (TOP EXECUTIVE)

2000-01 STEW MACDONALD, SAINT JOHN

1980-81 ED ANDERSON, MAINE

KEN MCKENZIE AWARD (OUTSTANDING EXECUTIVE - P.R. & MARKETING)

1986-87 LARRY HALEY, MONCTON

1984-85 DALE ARNOLD, MAINE

1977-78 MIKE EMRICK, MAINE

JAMES H. ELLERY MEMORIAL AWARD (OUTSTANDING MEDIA)

1996-97 AARON KENNEDY (RADIO), SAINT JOHN

1985-86 JERRY CRASNICK (NEWSPAPER), MAINE

1984-85 JERRY CRASNICK (NEWSPAPER), MAINE

1979-80 DALE DARLING (TV), MAINE

1977-78 FRANK FIXARIS (TV) & BRIAN THAYER (NEWSPAPER),
MAINE

IHL

GARY F. LONGMAN MEMORIAL TROPHY (TOP ROOKIE)

1988-89 PAUL RANHEIM, SALT LAKE

KEN MCKENZIE TROPHY (TOP AMERICAN-BORN ROOKIE)

1991-92 KEVIN WORTMAN, SALT LAKE

1990-91 C.J. YOUNG, SALT LAKE

1989-90 TIM SWEENEY, SALT LAKE

1988-89 PAUL RANHEIM, SALT LAKE

GOVERNORS TROPHY (TOP DEFENSEMAN)

1989-90 BRIAN GLYNN, SALT LAKE

CHL

PHIL ESPOSITO TROPHY (LEADING SCORER)

1981-82 BOB FRANCIS, OKLAHOMA CITY

TOMMY IVAN TROPHY (LEAGUE MVP)

1981-82 BOB FRANCIS, OKLAHOMA CITY

KEN MCKENZIE TROPHY (ROOKIE OF THE YEAR)

1981-82 BOB FRANCIS, OKLAHOMA CITY



FORMER STOCKTON THUNDER PLAYERS - FRANCHISE & AFFILIATE

The Stockton Thunder hockey club was an ECHL franchise that occupied Stockton Arena from 2005-2015. The black and yellow color scheme and the familiar Thor logo became a staple in the Stockton community for a decade. Fans reciprocated the team's support in the community by making the Thunder the largest sports attraction in the Central Valley for their entire tenure in the city.

This list is a compilation of every player that has suited up for both the Stockton Thunder and either Calgary's top affiliate or the franchise's history.

Calgary's past top affiliate teams are: Adirondack Flames (2014-15), Abbotsford Heat (2009-14), Quad City Flames (2007-09), Omaha Ak-Sar-Ben Knights (2005-07), Lowell Lock Monsters (2003-05), Saint John Flames (1993-03), Salt Lake Golden Eagles (1987-93), Moncton Golden Flames (1984-87), Colorado Flames (1982-84), Oklahoma City Stars (1981-82) and Birmingham Bulls (1980-81).

Past team's in the franchise are: Adirondack Flames (2014-15), Abbotsford Heat (2009-14), Quad City Flames (2007-09), Omaha Ak-Sar-Ben Knights (2005-07), Saint John Flames (1993-03), Utica Devils (1987-93) and Maine Mariners (1977-87).

Name	Pos	Team	FRANCHISE / AFFILIATE STATS						STOCKTON THUNDER STATS					
			GP	G	A	P	PIM	Seasons	GP	G	A	P	PIM	Seasons
Kevin Baker	R	Saint John	46	13	7	20	20	2001-2002	68	27	29	56	46	2011-2012
Judd Blackwater	C	Abbotsford	17	0	0	0	15	2011-2012	54	16	22	38	71	2008-2010
Chris Cichocki*	R	Maine / Utica	146	73	64	137	126	1986-1990	n/a	n/a	n/a	n/a	n/a	n/a
Brad Farynuk	D	Quad City	17	1	2	3	12	2008-2009	28	3	12	15	41	2007-2008
Jordan Henry	D	Abbotsford	52	2	7	9	87	2011-2012	2	0	2	2	2	2012-2013
Ryan Howse**	L	Abbotsford	59	6	4	10	16	2011-2013	0	0	0	0	0	2014-2015
Ryan MacMurchy	R	Abbotsford	18	5	2	7	23	2010-2011	78	32	39	71	127	2007-2009
Jason Morgan***	C	Saint John / Lowell	177	36	73	109	148	2000-2004	29	2	8	10	26	2011-2012
Matt O'Dette	D	Saint John	169	1	10	11	351	1997-2000	49	4	3	7	84	2008-2010
Olivier Roy	G	Abbotsford	12	0	1	1	0	2013-2014	49	0	2	2	0	2011-2013
Keith Seabrook	D	Abbotsford	126	14	34	48	71	2009-2011	51	7	20	27	60	2014-2015
Peter Sivak	R	Abbotsford	3	0	0	0	2	2013-2014	25	10	16	26	16	2014-2015
Tyler Spurgeon	C	Abbotsford / Adirondack	9	1	4	5	0	2009-2010, 2014-2015	39	12	17	29	26	2006-2007
Shawn Weller	L	Abbotsford	31	8	4	12	19	2009-2010	19	5	12	17	17	2012-2013

* Chris Cichocki did not play for the Stockton Thunder team, but was the first ever Head Coach when the team began operations in 2005. Cichocki manned the bench for four seasons from 2005-2009. His all-time coaching record with the Thunder is 93-121-33 and twice led the team to playoff births.

**Ryan Howse was signed to the Thunder in the months leading up to the 2014-15 season, but never suited up for the team.


***Jason Morgan is the only player in history to play for the Stockton Thunder, Calgary's top affiliate and the franchise at different points in his career.



HOCKEY HALL OF FAME MEMBERS FRANCHISE & AFFILIATE

BRETT HULL FORWARD - MONCTON (1986-87) CLASS OF 2009

Team	AFFILIATE STATS					NHL STATS				
	GP	G	A	P	PIM	GP	G	A	P	PIM
Moncton	67	50	42	92	16	1269	741	650	1391	458



As the son of the “Golden Jet” Bobby Hull, the younger Hull came into the game with the pressure that having a famous name can bring, pressure that he shrugged off easily. After his 1,000th point, Brett and Bobby became the only father and son combo in NHL history to each score 1,000 points and now both have been inducted into the Hockey Hall of Fame.

As a St. Louis Blues player nine years earlier, he scored 50 goals in 49 games. He became just the fifth player in NHL history to do the 50/50, tying as third fastest ever.

In 1984 the Calgary Flames drafted Hull 117th overall after just two years in college, and he spent the next couple of seasons splitting his playing time between Calgary and their minor league team in Moncton. In Moncton, Hull finished third in league scoring and was named the AHL’s Rookie-of-the-Year.

In 1988 the Flames traded Hull to St. Louis. In his first season, he scored 41 goals and captured the Lady Byng Memorial Trophy. 1990-91 marked the first of Hull’s three consecutive 70-plus goal seasons, which included a career high 86 goals in 1990-91 which earned him the Lester B. Pearson Trophy and the Hart Memorial Trophy as the league’s Most Valuable Player.

After eleven seasons in St. Louis, Hull signed with the Dallas Stars in the summer of 1998. A perennially strong team, the Stars had never played quite as well on the ice as their name suggested. When Hull joined their ranks, they went on to win the Stanley Cup in 1999, with Hull scoring the winning goal in triple overtime.


Early in the 1999-2000 season, Hull scored his 600th goal, thus ensuring he and father Bobby were the first and only father-son combination to reach that remarkable plateau. Hull surpassed the 700-goal mark and 1,300-point mark in 2002-03 and shows no signs of slowing down.

Following a lock out year in 2004-05, Hull would play a mere five games before announcing his retirement from the game.

In his illustrious NHL career, Brett Hull scored 741 goals, 650 assists and 1,391 points.

AL MACINNIS DEFENSEMAN - COLORADO (1983-84) CLASS OF 2007

Team	AFFILIATE STATS					NHL STATS				
	GP	G	A	P	PIM	GP	G	A	P	PIM
Utica	19	5	14	19	22	1416	340	934	1274	1501



Shot-blocking defensemen feared him. Goalies cringed when they saw him climb over the boards. It comes down to two words, ‘the shot.’

The seven-time winner of the Hardest Shot competition at the annual NHL All-Star Game, Al MacInnis is acknowledged as possessing the hardest slapshot in the NHL, and although at one time he used it at every opportunity, MacInnis later learned to harness the fear of his shot to set up plays, take an extra step or unleash the blast with another drive.

After spending the early part of the 1983-84 season with the CHL’s Colorado Flames, MacInnis became a full-time member of the Calgary Flames’ blueline later that season, playing 51 games and scoring 11 goals and 34 assists for 45 points. But it was during that rookie season that his slapshot earned its reputation. On January 17, 1984, while playing with Calgary in a game against St. Louis, MacInnis wound up and fired a shot from outside the blueline that caught Blues’ netminder Mike Liut on the mask, splitting it. Liut fell to the ice as the puck dribbled over the goal line. No one has taken Al MacInnis’ shot for granted since.

MacInnis spent thirteen seasons with Calgary before moving to St. Louis, but left Alberta having evolved into one of the most effective defensemen in the NHL. While with the Flames, he played in eight All-Star Games, but more importantly, was a key component of a Stanley Cup championship for Calgary in 1989, the first in franchise history. For his contributions in the playoffs that spring, including 7 goals and 24 assists in 22 games, MacInnis was awarded the Conn Smythe Trophy.

On July 4, 1994, Calgary traded Al MacInnis and a fourth round draft pick to the St. Louis Blues, receiving Phil Housley and consecutive second round draft selections. With the Blues, Al continued to dominate, appearing in seven more All-Star contests and winning the Norris Trophy in 1999 as the league’s top defenseman.

Following the locked-out 2004-05 season, MacInnis announced his retirement from the game on September 9, 2005. At the time of his retirement, MacInnis had climbed to 17th place on the all-time games played list with 1,416, had accumulated 1,274 points and was twelfth on the all-time assists list with 934.


Al MacInnis - a fierce competitor with a feared slapshot.



HOCKEY HALL OF FAME MEMBERS FRANCHISE & AFFILIATE

HERB BROOKS BUILDER - UTICA (1991-92) CLASS OF 2006

Team	FRANCHISE STATS					NHL STATS				
	GP	W	L	T	PCT	GP	W	L	T	PCT
Utica	80	34	40	6	.463	507	219	222	66	.497



Although much is made of the significant contributions made by Herb Brooks to the 1980 US Olympic gold medal 'Miracle on Ice,' it overshadows the remainder of a remarkable career for this life-long hockey coach.

His international successes began early. As a player, Herb was a member of the United States National Team during two Olympic Games, and participated in five World Championships.

Brooks then moved into coaching, guiding the Golden Gophers for seven seasons beginning in 1972, collecting three NCAA Division 1 National Championships (1974, 1976 and 1979) and back-to-back WCHA championships in 1974 and 1975. Named WCHA Coach of the Year for 1973-74, Herb finished his collegiate coaching with a record of 175 wins, 101 losses and 20 ties.

After coaching Team USA at the 1979 World Championship, Brooks was named general manager and head coach of Team USA for the 1980 Winter Olympics. The team astonished the hockey world by collecting the gold medal in a triumph that has been heralded by the press as the 'Miracle On Ice.' The 2005 motion picture 'Miracle' chronicled the extraordinary accomplishment.

After the 1980 Olympics, Herb coached Davos of the Swiss League for one season, then joined the New York Rangers from 1981 to 1985. During his tenure in New York, Brooks earned renown for reaching the 100-win plateau faster than any previous Rangers coach and was named The Sporting News' Coach of the Year in 1981-82.


After a season coaching St. Cloud State University, Herb became the first Minnesota native to coach the Minnesota North Stars when he joined the franchise in 1987-88. He later coached the New Jersey Devils in 1992-93 and the Pittsburgh Penguins in 1999-2000.

Through his NHL coaching career, Herb Brooks compiled a record of 219 wins, 221 losses and 66 ties during regular season play, and 19 wins and 21 losses in playoff contests.

Herb Brooks was posthumously inducted into the Hockey Hall of Fame in 2006, his life tragically ended in a single car accident in Forest Lake, Minnesota on August 11, 2003.

GRANT FUHR GOALTENDER - SAINT JOHN (1999-00) CLASS OF 2003

Team	FRANCHISE / AFFILIATE STATS							NHL STATS						
	GP	W	L	T	GAA	SV%	SO	GP	W	L	T	GAA	SV%	SO
Saint John	2	0	2	0	6.06	0.839	0	867	403	295	114	3.38	0.887	25



Grant Fuhr was born in Spruce Grove, Alberta, located just outside the city of Edmonton where he would star for so many years. Fuhr started with the WHL's Victoria Cougars for two seasons and was a First Team All-Star both years (1980 and 1981). Grant was drafted in the first round by the Edmonton Oilers in the 1981 NHL Entry Draft.

Over a 10-year period, Grant Fuhr led the Oilers to five Stanley Cup championships between 1984 and 1990. Without a doubt, his best year was in 1987. Fuhr was a workhorse, accumulating a league-leading 4,304 minutes played and 40 wins. He earned his sole Vezina Trophy as the league's best goaltender and was runner-up to teammate Wayne Gretzky for the Hart Trophy as the NHL's most valuable player. During the 1983-1984 season, Fuhr collected 14 points, which still stands as the single-season record for most points by a goaltender.

By the end of the 1980s and early 1990s, the Oilers began to dismantle the team by trading Wayne Gretzky, the start of a fire sale. Then, on September 19, 1991, after playing only 13 games for the Oilers, the six-time All-Star was traded to the Toronto Maple Leafs in a seven-player blockbuster deal.

In 1995-96, just as many began to think that this once great goaltender was past his prime, he signed as a free agent with the St. Louis Blues. Given another chance, the classy veteran didn't disappoint. Fuhr played with a renewed love for the game and an energy that matched any youngster in the league. He played an astonishing 79 games for the Blues, 76 consecutively. Both remain single-season records.

In the 1996-97 season, Grant continued his fine play for the Blues, but he couldn't lead his team over the hump during the playoffs. Over the next two years, injuries became a problem. His knee injury never seemed to recover and time was passing quickly.

On September 4, 1999, Fuhr was sent to an old Oilers' archrival, the Calgary Flames.


As a Flame, Grant joined an elite club of goaltenders. On October 22, he defeated the Florida Panthers to attain his 400th career win -- only the sixth goalie in NHL history to reach that milestone. Prior to the 2000-01 season, Grant Fuhr announced his retirement from professional hockey. Fittingly, in Fuhr's first year of eligibility, he was selected to the Hockey Hall of Fame in 2003.



HOCKEY HALL OF FAME MEMBERS FRANCHISE & AFFILIATE

VYACHESLAV FETISOV DEFENSEMAN - UTICA (1990-91) CLASS OF 2001

	FRANCHISE / AFFILIATE STATS					NHL STATS				
Team	GP	G	A	P	PIM	GP	G	A	P	PIM
Utica	1	1	1	2	0	546	36	192	228	656



Vyacheslav Fetisov formed one of the best defence pairings in hockey when he was teamed with Alexei Kasatonov with the Soviet National Team in the 1980s. The duo was part of the “Big Five” for the Soviets along with the KLM line of Vladimir Krutov, Sergei Makarov, and Igor Larionov. Fetisov was well respected by his teammates for his strength of character both as a player and as a person, and he served as captain of both the National Team and of the Central Army squad.

Fetisov possessed exceptional mobility and instinctively knew when to pinch in from the blueline to create a scoring chance in the offensive zone. As a defenceman in the 1980s he had few rivals, not just at home but worldwide. He was a nine-time All-Star and five-time winner of the best defenceman award at the senior World Championships and played on a total of nine Olympic and World Championship teams during his international hockey career.

Fetisov was originally drafted by the Montreal Canadiens in 1978 but re-entered the draft and was selected by the New Jersey Devils in 1983. The Soviet Union’s political climate was changing in the late 1980s and Fetisov made a stand against the establishment by signing with the Devils in the spring of 1988. He applied for his release from the army after the conclusion of the 1988 Soviet hockey season, but his release was rejected by authorities.

Soviet club teams toured North America in 1989 for a series of exhibition games against NHL opponents. One of the dates on the schedule was a game on January 2, 1989, in New Jersey between the Devils and Fetisov’s Red Army club. Fetisov scored a goal in the Red Army’s 5-0 win that evening and was cheered by the Devils fans throughout the game. He said afterwards, “I’m ready now. I want to play in New Jersey.”

By this time it was more than obvious that there would be no way to keep Fetisov from heading to the NHL. After the 1989 Worlds the Soviet Union hockey powers announced that they would be going into a rebuilding phase and veteran players such as Fetisov were free to join the NHL.

In 1989, at age 31, Fetisov finally began his NHL career as a member of the New Jersey Devils. He would go on to play for nine years in the NHL, including his final three in Detroit. While with the Red Wings, Fetisov participated in the 1997 and 1998 All-Star games, and earned two Stanley Cup rings in 1997 and 1998. After that first title, he organized the Cup’s first visit to Russia.

He retired to accept a position with the Devils as an assistant coach and earned his third Cup ring following New Jersey’s championship in 2000.



2015-16 STOCKTON HEAT SEASON SCHEDULE

OCTOBER 2015						
Sun	Mon	Tue	Wed	Thur	Fri	Sat
				1	2	3
				8	9	10 RFD 7:30
				15 SJ 7:00	16	17
			21 TEX 5:30	22	23	24 SA 5:00
			28	29	30 SD 7:05	31 SD 5:35

NOVEMBER 2015						
Sun	Mon	Tue	Wed	Thur	Fri	Sat
1	2	3	4	5	6 BAK 7:30	7 ONT 7:30
8	9	10	11	12	13 SA 5:30	14 TEX 5:00
15	16	17	18 SD 7:00	19	20	21 SJ 7:30
22	23	24	25 ONT 7:00	26	27 BAK 7:30	28 BAK 7:00
29	30					

DECEMBER 2015						
Sun	Mon	Tue	Wed	Thur	Fri	Sat
		1	2	3	4 SJ 7:30	5 SD 7:30
6	7	8	9	10 SA 5:00	11	12 TEX 5:00
13	14	15	16 BAK 7:00	17	18 BAK 7:30	19
20 SJ 3:00	21	22	23	24	25	26 BAK 7:00
27 SJ 5:00	28	29 ONT 7:00	30	31 ONT 7:00		

JANUARY 2016						
Sun	Mon	Tue	Wed	Thur	Fri	Sat
					1	2 TEX 4:00
3 BAK 4:00	4	5	6 SJ 7:30	7	8	9 ONT 7:00
10	11	12	13 SA 7:00	14	15	16 RFD 5:00
17 IA 3:00	18	19	20	21	22 MB 7:30	23 MB 7:30
24	25	26	27 ONT 7:00	28	29	30 BAK 7:30
31						

FEBRUARY 2016						
Sun	Mon	Tue	Wed	Thur	Fri	Sat
	1	2	3	4	5 SD 7:05	6 BAK 7:00
7	8	9 BAK 7:00	10	11	12	13 ONT 7:30
14 SA 4:00	15	16	17 ONT 7:00	18	19	20 SJ 7:30
21 SJ 4:00	22	23	24 SD 7:00	25	26	27
28 SA 4:00	29					

MARCH 2016						
Sun	Mon	Tue	Wed	Thur	Fri	Sat
		1 SJ 7:30	2	3	4 SD 7:05	5 SD 7:05
6	7	8	9 SJ 7:00	10	11 TEX 7:30	12 TEX 7:30
13	14	15	16	17	18 IA 7:30	19 BAK 7:00
20	21 MB 5:00	22	23 MB 5:00	24	25 ONT 7:00	26 ONT 6:00
27	28	29	30 SD 7:00	31		

APRIL 2016						
Sun	Mon	Tue	Wed	Thur	Fri	Sat
					1 ONT 7:30	2
3 SD 3:05	4	5	6 ONT 7:00	7	8	9 SD 7:30
10 SD 4:00	11	12 BAK 7:00	13	14	15	16 SJ 7:30
17 SJ 3:00	18	19	20	21	22	23
24	25	26	27	28	29	30

HOME

AWAY

RALEY FIELD

All game times are Pacific.
Game times are subject to change.

Listen LIVE on
Spreaker★



**iHeart
RADIO**

or watch on

